

ORANGE AVE.

SITE PLAN GENERAL NOTES

- 1. SITE PLAN IS FOR REFERENCE ONLY. REFER TO CIVIL FOR SURROUNDING SITE WORK & SEPARATE DEMO PACKAGE SUBMITTAL.
- 2. COMPROMISE OF ACCESS, SERVICES, OR FUNCTIONS DURING CONSTRUCTION SHALL NOT BE CREATED WITHOUT WRITTEN AUTHORIZATION FROM LCS.



© 2024 All reproduction & intellectual property rights reserved.


FITZGERALD COLLABORATIVE

ATLANTA
1401 PEACHTREE ST NE, SUITE 200
ATLANTA, GA 30309

TALLAHASSEE
850 S. GADSDEN STREET, SUITE 140
TALLAHASSEE, FL 32301

FITZGERALD COLLABORATIVE GROUP, LLC
AA26001957

LCS# 21-23-HKL-222



REVISION

NO.	DESCRIPTION	DATE

PERMIT DOCUMENTS

CLIENT

LEON COUNTY SCHOOLS

PROJECT TITLE

LCS NIMS MIDDLE SCHOOL

723 W Orange Avenue,
Tallahassee, FL 32310

PROJECT NUMBER

240202

ISSUE DATE

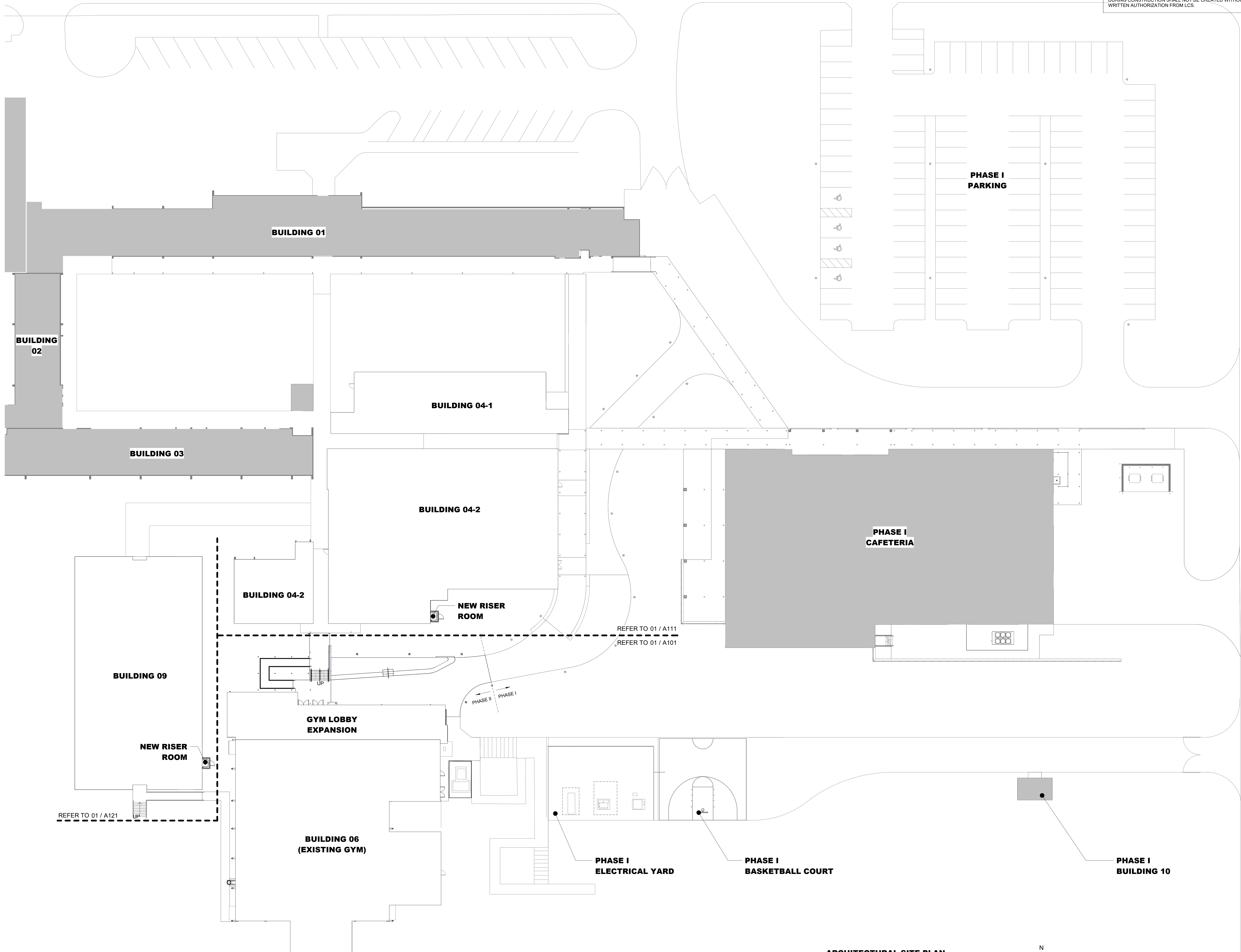
11/11/2024

DRAWING TITLE

ARCHITECTURAL SITE PLAN

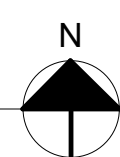
SHEET NUMBER

A100



01 ARCHITECTURAL SITE PLAN

1" = 20'-0"



11/14/2024 5:37:47 PM Autodesk Docs/230204 - LCS Nims Middle School/230204 - LCS Nims Middle School/230204 - LCS Nims Middle School_PHASE 2_ARCH/11/17/2024.rvt




© 2024 All reproduction & intellectual property rights reserved.

FITZGERALD COLLABORATIVE

ATLANTA
1401 PEACHTREE ST NE, SUITE 200
ATLANTA, GA 30309

TALLAHASSEE
850 S. GADSDEN STREET, SUITE 140
TALLAHASSEE, FL 32301

FITZGERALD COLLABORATIVE GROUP, LLC
AA26001957



REGISTRATION NO. DESCRIPTION DATE

PERMIT DOCUMENTS

CLIENT

LEON COUNTY SCHOOLS

PROJECT FILE

LCS NIMS MIDDLE SCHOOL

723 W Orange Avenue,
Tallahassee, FL 32310

PROJECT NUMBER

240202

ISSUE DATE

11/11/2024

DRAWING TITLE

ARCHITECTURAL FLOOR PLAN - GYM

SHEET NUMBER

A101

FLOOR PLAN GENERAL NOTES

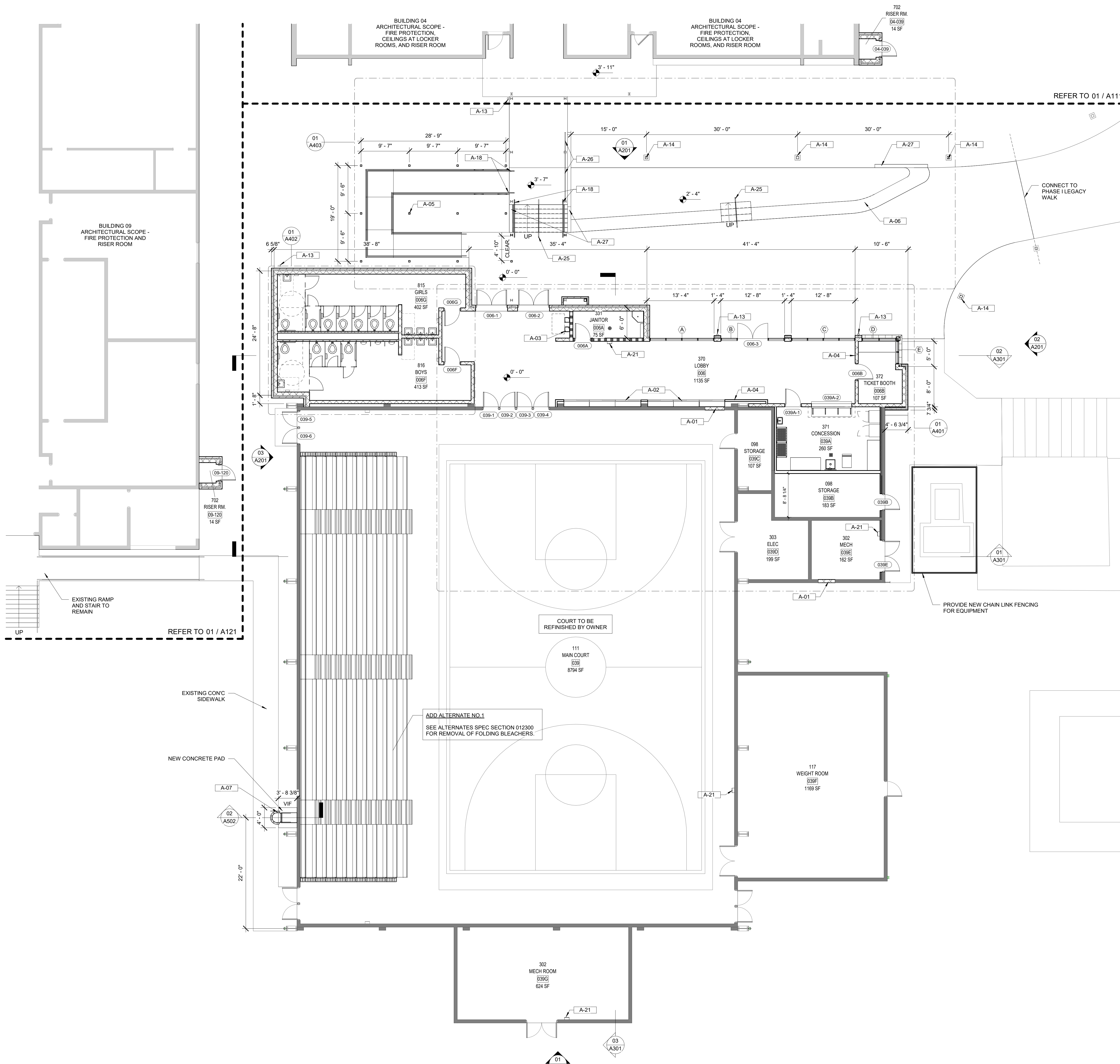
- ALL ACCESSIBLE ENTRANCES SHALL HAVE NO MORE THAN A 2 PERCENT SLOPE FOR A DISTANCE OF 60" PERPENDICULAR TO THE DOOR. REFER TO TYPICAL DOOR THRESHOLDS.
- ALL COMMON USE DOOR THRESHOLDS TO BE ACCESSIBLE. REFER TO TYPICAL DOOR THRESHOLDS.
- COORDINATE WORK WITH MECHANICAL, ELECTRICAL AND PLUMBING DRAWINGS. IF DISCREPANCIES EXIST, OBTAIN CLARIFICATION FROM ARCHITECT PRIOR TO CONSTRUCTION. PANELS, RISERS, AND TELECOM ARE LOCATED ON THE PLANS FOR REFERENCE ONLY.
- AREA CALCULATIONS, REFER TO BUILDING CODE INFORMATION.
- FIRE EXTINGUISHERS ARE TO BE LOCATED ON EVERY FLOOR WITH A MAXIMUM TRAVEL DISTANCE OF 75'-0" AT WALKWAYS. REFER TO SHEET 0100 LIFE SAFETY PLANS FOR FIRE EXTINGUISHER LOCATIONS.
- INTERIOR PARTITION TYPES, REFER TO SHEET 0005.
- ALL DIMENSIONS INDICATED ON PLANS ARE SHOWN TO FINISH FACE UNLESS NOTED OTHERWISE. IT IS THE CONTRACTOR'S RESPONSIBILITY TO CALL SPECIFIC DIMENSION DISCREPANCIES TO THE ATTENTION OF THE ARCHITECT/ INTERIOR DESIGNER TO OBTAIN DIMENSION CLARIFICATION AND APPROVAL TO PROCEED WITH WORK.
- ALL RATED PARTITIONS SHALL BE PERMANENTLY IDENTIFIED IN A MANNER ACCEPTABLE TO THE AUTHORITY HAVING JURISDICTION. STENCILING (MIN 2" HIGH) AS EXAMPLE: "FIRE AND SMOKE BARRIER - PROTECT ALL OPENINGS" AND BE PLACED ABOVE THE CEILING OR IN A CONCEALED SPACE.
- DOOR FRAMES SHALL BE LOCATED 4" FROM FACE OF ADJACENT PARTITION TO INSIDE FACE OF JAMB, UNLESS NOTED OTHERWISE.
- WINDOW, STOREFRONT, CURTAIN WALL, AND EXTERIOR DOOR LOCATIONS AND INFORMATION, REFER TO ENLARGED FLOOR PLANS, ELEVATIONS, AND DOOR & WINDOW TYPES.
- CEILING AND SOFFITS LOCATIONS AND HEIGHTS, REFER TO REFLECTED CEILING PLANS.
- PROVIDE REINFORCING BEHIND WALL MOUNTED AND CEILING MOUNTED EQUIPMENT.
- FINISH SCHEDULE AND SURFACE FINISHES, REFER TO SHEET 0601.
- ALL POWER, TELEPHONE AND TV OUTLETS TO HAVE COVER PLATES TO MATCH ELECTRICAL AND ADJACENT FINISH. WHITE ON LIGHT SURFACES AND BLACK ON DARK SURFACES.
- ALL OUTLETS ABOVE COUNTERTOPS TO BE INSTALLED HORIZONTALLY.
- SEALANTS AND CAULKING TO MATCH DOMINANT ADJACENT SURFACE IN WHICH THEY OCCUR. PROVIDE SAMPLE. NO VOC SEALANTS TO BE USED PER WELL.
- CONCESSION EQUIPMENT SHOWN & COUNTED FOR SPACE PLANNING PURPOSES ONLY. ALL CONCESSION EQUIPMENT TO BE PROVIDED & INSTALLED BY CONTRACTOR. ALL PLANS INDICATE TYPICAL CONDITIONS UNLESS OTHERWISE NOTED.

FLOOR PLAN LEGEND

- ANNOTATIONS**
- DOOR TAG, SEE DOOR SCHEDULE
 - PARTITION TYPE TAG, SEE PARTITION TYPES
 - INTERIOR ELEVATIONS
 - WINDOW TAG, SEE WINDOW TYPES
 - NOT IN SCOPE
 - EQUIPMENT TAG, SEE EQUIPMENT SCHEDULE
 - FIRE RATINGS**
 - SMOKE RATED PARTITION

KEYNOTE LEGEND

Key Value	Keynote Text
A-01	INFILL EXISTING OPENING. MATCH EXISTING ADJACENT CONSTRUCTION.
A-02	TROPHY CASE. REFER TO CASEWORK DETAILS.
A-03	DRINKING FOUNTAIN. SALVAGE AND REINSTALL EXISTING DRINKING FOUNTAIN. REFER TO INTERIOR ELEVATIONS.
A-04	CUSTOM DIGITAL PRINT VINYL WALL COVERING. REFER TO FINISH SCHEDULE.
A-05	ALUMINUM CANOPY SYSTEM, TYPICAL.
A-06	CAST IN PLACE CONCRETE OUTDOOR SEATING. REFER TO OUTDOOR SEATING PLANS & DETAILS.
A-07	ROOF ACCESS LADDER WITH SECURITY DOOR. TO BE MOUNTED TO NEW CONCRETE PAD AND EXISTING CMU WALL.
A-13	DOWNSPOUT (PT-06), TYPICAL.
A-14	COLUMN LIGHT, TYPICAL. REFER TO ELECTRICAL.
A-18	GALVANIZED STEEL GUARDS & HANDRAILS. PAINT FINISH(PT-06), REFER TO EXTERIOR FINISH KEY.
A-21	SURFACE MOUNT FIRE EXTINGUISHER CABINET
A-25	GALVANIZED STEEL HADNRAILS. PAINT FINISH(PT-06), REFER TO EXTERIOR FINISH KEY.
A-26	GALVANIZED STEEL GUARDRAILS. PAINT FINISH(PT-06), REFER TO EXTERIOR FINISH KEY.
A-27	CAST-IN-PLACE CONCRETE RETAINING WALL. REFER TO STRUCTURAL.



01 ARCHITECTURAL FLOOR PLAN

1/8" = 1'-0"

11/14/2024 5:37:48 PM Autodesk Docs/230204 - LCS Nims Middle School/230204 NIMS MIDDLE SCHOOL_PHASE 2_ARCH_RVT/2024.rvt

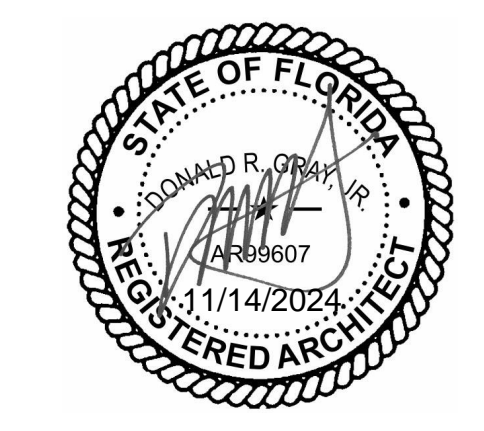
LCS# 21-23-HKL-222



ATLANTA
1401 PEACHTREE ST NE, SUITE 200
ATLANTA, GA 30309

TALLAHASSEE
850 S. GADSDEN STREET, SUITE 140
TALLAHASSEE, FL 32301

FITZGERALD COLLABORATIVE GROUP, LLC
AA26001957



NO.	DESCRIPTION	DATE

PERMIT DOCUMENTS

CLIENT
LEON COUNTY SCHOOLS

PROJECT TITLE
LCS NIMS MIDDLE SCHOOL

723 W Orange Avenue,
Tallahassee, FL 32310

PROJECT NUMBER
240202

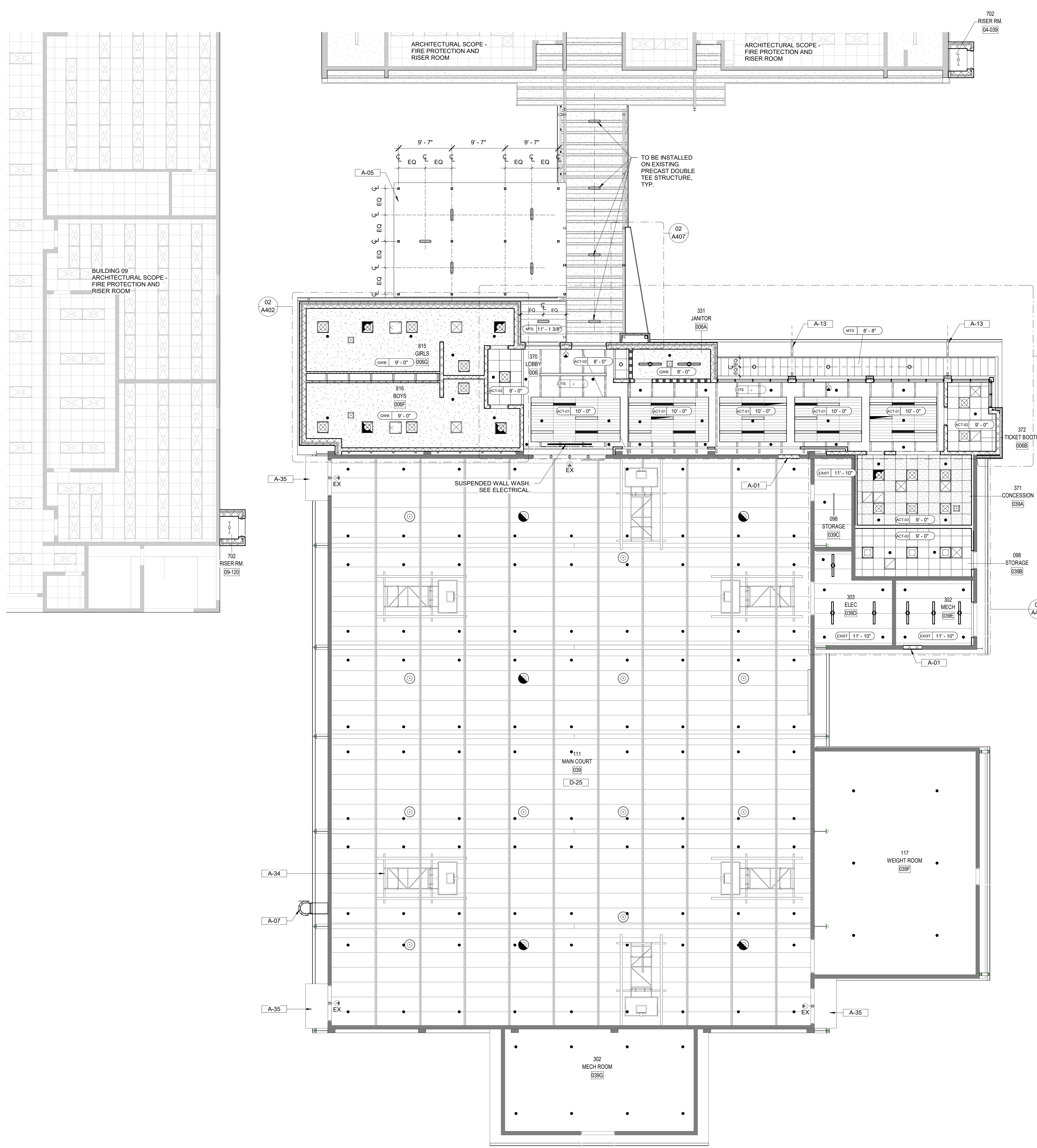
ISSUE DATE
11/11/2024

DRAWING TITLE
REFLECTED CEILING PLAN - GYM

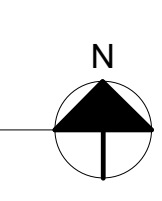
SHEET NUMBER
A102

Key Value	Keynote Text	RCP GENERAL NOTES
A-01	INFILL EXISTING OPENING. MATCH EXISTING ADJACENT CONSTRUCTION.	1. ALL CEILING SURFACES SHALL BE RESTORED TO UNIFORM FINISH APPEARANCE FOLLOWING ANY CUTTING AND PATCHING REQUIRED.
A-05	ALUMINUM CANOPY SYSTEM, TYPICAL.	2. NOTIFY ARCHITECT OF ANY DISCREPANCIES BETWEEN ARCHITECTURAL MEPF DRAWINGS AND OBTAIN CLARIFICATION BEFORE COMMENCING CONSTRUCTION.
A-07	ROOF ACCESS LADDER WITH SECURITY DOOR, TO BE MOUNTED TO NEW CONCRETE PAD AND EXISTING CMU WALL.	3. LOCATE CEILING PENETRATIONS, SUCH AS AIR DIFFUSERS, GRILLES, LIGHT FIXTURES, ETC. AS SHOWN ON ARCHITECTURAL REFLECTED CEILING PLANS. WHERE DISCREPANCIES IN LOCATION OCCUR, THE ARCHITECTURAL PLAN SHALL GOVERN. NOTIFY ARCHITECT OF ANY DISCREPANCIES FOR CLARIFICATION.
A-13	DOWNSPOUT (PT-06), TYPICAL.	4. ALL CEILING GRILLES TO BE FINISHED TO MATCH THE COLOR OF ADJACENT WALL OR CEILING. FINISH HVAC DIFFUSERS TO MATCH ADJACENT FINISH, UNLESS OTHERWISE NOTED.
A-34	ALL EXISTING BASKETBALL GOALS TO REMAIN	5. THESE DRAWINGS REPRESENT LIGHTING LOCATIONS, TYPES, AND QUANTITIES ONLY AND ARE NOT INTENDED TO DICTATE NUMBERS OF FIXTURES ON A CIRCUIT. REFERENCE ELECTRICAL SUBCONTRACTOR'S DRAWINGS FOR CIRCUITING LAYOUTS. REFERENCE HVAC ENGINEERS DRAWINGS FOR HVAC REQUIREMENTS AND GRILLE/ DIFFUSER LAYOUTS.
A-35	EXISTING STRUCTURE IS UNKNOWN. FIELD VERIFY. PROVIDE NEW ROOF FINISH.	6. CONTRACTOR TO SUBMIT CUT SHEETS AND TECHNICAL DATA ON ALL LIGHT FIXTURES SPECIFIED TO ARCHITECT PRIOR TO PURCHASE. REPLACEMENT OF LIGHT FIXTURES NOT SUBMITTED TO AND APPROVED BY ARCHITECT SHALL BE CONTRACTOR'S EXPENSE.
D-25	EXISTING LIGHTING TO BE REMOVED AND REPLACED WITH NEW FIXTURES THROUGHOUT ROOM.	7. ALL RECESSED OR SURFACE MOUNTED FIXTURES SHALL BE LOCATED IN THE CENTER OF CEILING TILES, UNLESS NOTED OTHERWISE.
		8. ALL SIMILAR FIXTURES SHALL HAVE THE SAME LAMP TYPE, BRAND, WATTAGE, AND COLOR. ALL FLUORESCENT LAMPS SHALL BE BUILDING STANDARD.
		9. TWO OR MORE LIGHT SWITCHES IN THE SAME LOCATION SHALL BE GANGED TOGETHER WITH ONE COMMON COVER PLATE, UNLESS NOTED OTHERWISE. DISTANCE BETWEEN TWO OUTLET PLATES INSTALLED SIDE BY SIDE SHALL NEVER EXCEED 6".
		10. ALL NEW EQUIPMENT, MECHANICAL, ELECTRICAL, AND PLUMBING EQUIPMENT SHALL BE FREE OF DEFECTS. ANY DAMAGED OR DEFECTIVE EQUIPMENT, WHETHER BUILDING STANDARD OR SPECIAL ORDER, SHALL BE REPLACED.
		11. CONTRACTOR SHALL ENSURE THAT LENSES IN LIGHTING FIXTURES ARE LEFT CLEAN AND FREE OF DUST, DIRT, AND SMUDGES. PLASTIC LABELS SHALL BE REMOVED FROM FIXTURES AT PROJECT COMPLETION.
		12. EXIT SIGNS WITH DIRECTIONAL ARROWS SHALL BE PROVIDED WHERE NECESSARY TO MEET ALL APPLICABLE CODES. SEE REFLECTED CEILING PLANS FOR LOCATIONS. EXIT SIGNS SHALL BE WIRED TO THE EMERGENCY GENERATOR. IN THE EVENT THAT A GENERATOR IS NOT AVAILABLE, CONTRACTOR SHALL PROVIDE ALL EMERGENCY FIXTURES WITH BATTERY PACKS.
		13. EMERGENCY EGRESS LIGHTING SHALL BE LOCATED TO MEET ALL APPLICABLE CODES AND SHALL BE WIRED TO BUILDING EMERGENCY CIRCUIT OR EQUIPPED WITH A BATTERY PACK. REFER TO THE SUBCONTRACTOR OR ENGINEER'S DRAWINGS FOR LOCATIONS. EMERGENCY FIXTURES TO BE PLACED SO THAT THE PATH OF EXIT TRAVEL IS ILLUMINATED CONTINUOUSLY AT LEVEL OF NO LESS THAN 1 FOOT CANDLE WHEN MEASURED AT ANY GIVEN POINT ON FLOOR LEVEL AT PATH OF EXIT ACCESS.
		14. WHEN A FIXTURE MUST SPLIT THE GRID IN ORDER TO CENTER ON WALL OR ARCHITECTURAL ELEMENT, CONTRACTOR SHALL COORDINATE AND PROVIDE SPECIAL FRAMING AS REQUIRED IN ORDER TO CENTER LIGHT FIXTURES. NOTIFY DESIGNER OF ANY CONFLICTS OR QUESTIONS.
		15. WHERE ELECTRICAL WORK IS SPECIFIED IN CONJUNCTION WITH CABINET WORK, LAMPS AND FIXTURES SHALL BE PROVIDED BY THE G.C. CUT-OUTS FOR SWITCHES, OUTLETS, ETC. AS REQUIRED BY THE CABINET CONTRACTOR. SHALL BE COORDINATED WITH THE ELECTRICAL CONTRACTOR, U.N.O.
		16. STRUCTURAL STEEL AT EXPOSED CONDITIONS NOT SHOWN FOR CLARITY.

RCP LEGEND	
MATERIAL	
	ACT-01: 2'x4' SUSPENDED ACT CEILING
	ACT-02: 2'x2' ACOUSTIC CEILING TILE
	ACT-03: 2'x2' ACOUSTIC CEILING TILE - KITCHEN
	GWB: GYPSUM BOARD CEILING ASSEMBLY
	OTS: OPEN TO STRUCTURE ABOVE
	MTS: METAL SOFFIT + INSULATION
MECHANICAL (SEE MECHANICAL)	
	SUPPLY AIR DIFFUSER - SQUARE
	RETURN AIR DIFFUSER - SQUARE
	EXHAUST FAN
	LINEAR AIR DIFFUSER
LIGHT FIXTURES (SEE ELECTRICAL)	
	2' X 2' RECESSED LED PANEL
	2' X 2' RECESSED LED EMERGENCY PANEL
	4' LED STRIP FIXTURE
	4' RECESSED LED LINEAR FIXTURE
	4' RECESSED LED EMERGENCY LINEAR FIXTURE
	12' SUSPENDED LED LINEAR FIXTURE
	2' SURFACE MOUNTED LED CANOPY FIXTURE
	SUSPENDED LED SPORTLIGHTER
	SUSPENDED LED EMERGENCY SPORTLIGHTER
	2' LED LINEAR FIXTURE
	6' RECESSED DOWNLIGHT
LIFE SAFETY	
	EXISTING EXIT SIGN - WALL MOUNTED
	NEW EXIT SIGN - WALL MOUNTED
FIRE PROTECTION (SEE FIRE PROTECTION)	
	FIRE SPRINKLER HEAD, SEE FIRE PROTECTION

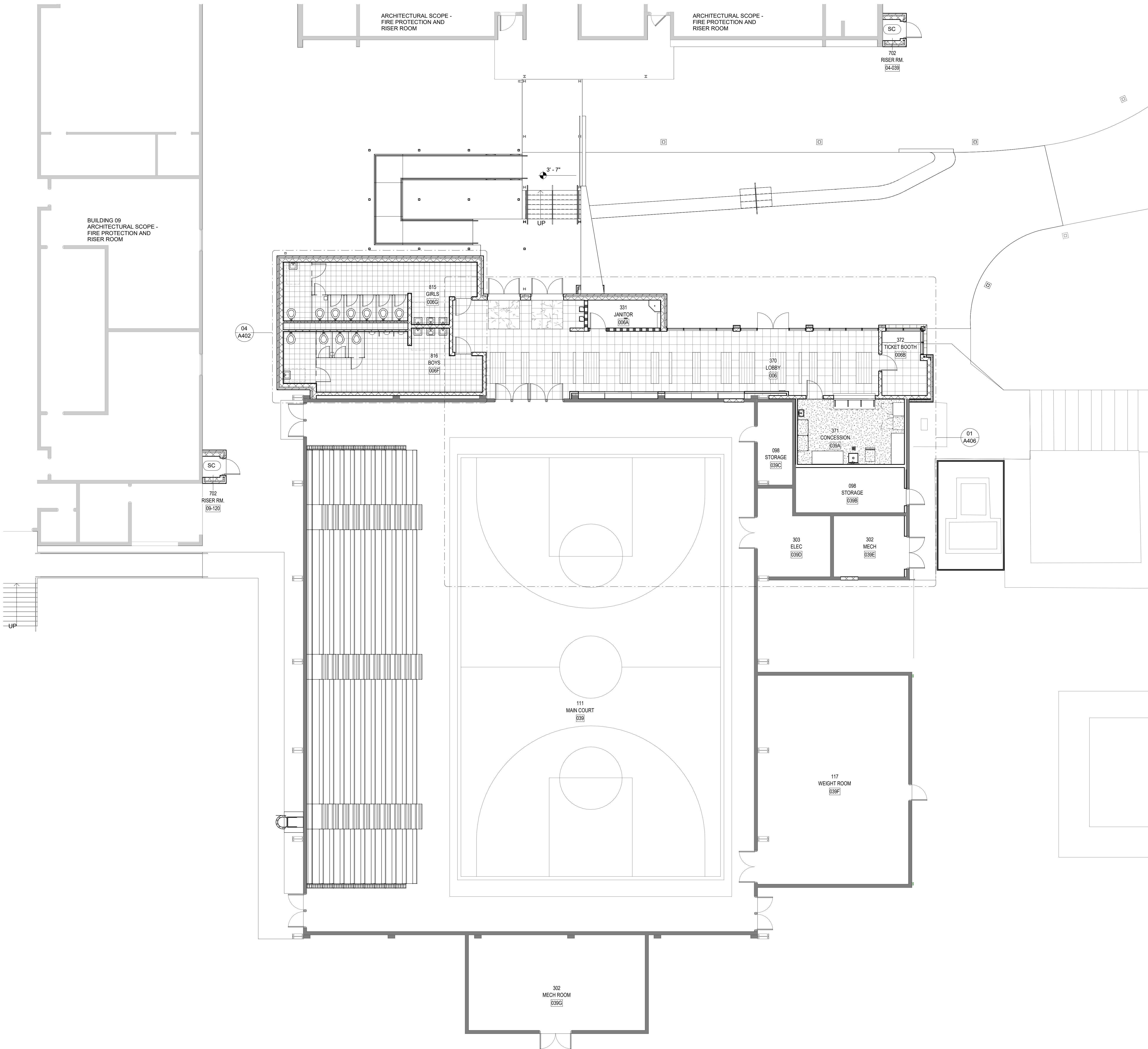


01 REFLECTED CEILING PLAN
1/8" = 1'-0"



11/14/2024 5:37:54 PM Autodesk Docs\230204 - LCS Nims Middle School\230204 - LCS Nims Middle School\230204 - LCS Nims Middle School_PHASE 2_ARCH_LV7\2024.rvt

11/14/2024 5:27:57 PM Autodesk Docs/230204 - LCS Nims Middle School/230204 - NIMS MIDDLE SCHOOL_PHASE 2_ARCH_LV7/2024.rvt



01 FINISH PLAN - GYM
1/8" = 1'-0"

FINISH PLAN GENERAL NOTES

- NO SUBSTITUTIONS OF MATERIALS SHALL BE ACCEPTED WITHOUT ARCHITECT'S WRITTEN APPROVAL.
- REFER TO ELEVATIONS FOR ADDITIONAL FINISH INFORMATION.
 - ALL WALLS IN SCOPE TO BE PT-1, UNO.
 - CONTRACTOR SHALL EXAMINE JOB SITE PRIOR TO BEGINNING INSTALLATION OF FINISHES, AND NOTIFY ARCHITECT OF ANY EXISTING CONDITIONS WHICH DO NOT MATCH THOSE SHOWN ON THE DRAWING AND ALTER THE FINISH APPLICATION AS DESIGNATED.
 - CONTRACTOR SHALL INSTALL ALL PAINT, WALL COVERING, FLOOR COVERING, AND OTHER FINISH MATERIALS IN ACCORDANCE WITH MANUFACTURERS' WRITTEN INSTRUCTIONS.
 - ALL SURFACES RECEIVING NEW FLOORING OR WALL FINISHES SHALL BE SMOOTH EVEN AND FREE OF DEFECTS. SURFACES NOT MEETING SUBSTRATE CONDITIONS SHALL BE REPAIRED. PROVIDE LEVEL 4 FINISH AT PARTITIONS TO RECEIVE PAINT AND / OR WALL COVERING.
 - ALL INTERIOR DOORS SHALL BE BUILDING STANDARD, UNLESS NOTED OTHERWISE IN PROJECT DOCUMENTS. CONTRACTOR TO MATCH BUILDING STANDARD FINISH.
 - ALL MISCELLANEOUS GRILLES, FIRE EXTINGUISHER CABINETS, PLATES, ETC. SHALL BE PAINTED IN A SEMI-GLOSS FINISH TO MATCH THE COLOR OF THE SURFACES ON WHICH THEY OCCUR.
 - ALL PAINT SURFACES SHALL RECEIVE A MINIMUM OF ONE PRIME COAT AND TWO FINISH COATS. PRIME ALL SURFACES ACCORDING TO THE MANUFACTURERS' WRITTEN INSTRUCTION. THE NUMBER OF COATS SPECIFIED IS THE MINIMUM NUMBER REQUIRED. APPLY ADDITIONAL COATS WHEN UNDERCOATS OR OTHER CONDITIONS SHOW THROUGH FINAL COAT OF PAINT UNTIL PAINT FILM IS OF UNIFORM FINISH, COLOR AND APPEARANCE.
 - CONTRACTOR SHALL PAINT UNDERSIDE OF SOFFITS THE SAME COLOR AS FACE OF SOFFIT, UNLESS NOTED OTHERWISE.
 - PAINT / WALL COVERING CONTRACTOR SHALL SUBMIT (3) THREE 12" X 12" SAMPLES OF EACH SPECIFIED FINISH SHOWING COLOR AND FINISH TO ARCHITECT FOR APPROVAL.
 - ALL PAINTS AND COATINGS APPLIED ON-SITE SHALL MEET THE LIMITATIONS AND RESTRICTIONS CONCERNING CHEMICAL COMPONENTS SET BY THE FOLLOWING STANDARDS: TOPCOAT PAINTS - GREEN SEAL STANDARD GS-11, PAINTS, FIRST EDITION, MAY 29 1993; ANTI-CORROSIVE AND ANTI-RUST PAINTS - GREEN SEAL STANDARD GS-03, ANTI-CORROSIVE PAINTS SECOND EDITION, JANUARY 7, 1997. FOR APPLICATIONS ON FERROUS METAL SUBSTRATES: ALL OTHER ARCHITECTURAL COATINGS, PRIMERS AND UNDERCOATS - SOUTH COAST AIR QUALITY MANAGEMENT DISTRICT (SCAQM) RULE 1113 ARCHITECTURAL COATINGS, RULES IN EFFECT ON JANUARY 1, 2004.
 - BUTT RESILIENT TILES TIGHTLY TO ADJACENT VERTICAL SURFACES. THRESHOLDS, NOSINGS, AND EDGINGS: SCRIBE AROUND OBSTRUCTION, EXTEND TILES INTO TO SPACES, DOOR REVEALS, CLOSETS AND SIMILAR OPENINGS. ASSUME ANY PATTERN SHOWN ON FINISH PLAN TO CONTINUE IN THE INDICATED MANNER UNDER ANY FREE STANDING EQUIPMENT.
 - CONTRACTOR SHALL INSTALL RESILIENT TILES WHERE PATTERN/GRAIN RUNS THE SAME DIRECTION. MATCH TILES FOR PATTERN AND COLOR BY USING TILES FROM CARTONS IN SAME SEQUENCE AS MANUFACTURED AND PACKAGED.
 - CONTRACTOR SHALL INSTALL RESILIENT BASE IN ACCORDANCE WITH MANUFACTURERS' RECOMMENDATIONS. PROVIDE TIGHTLOCK BOTTOM EDGE BASE IN ALL AREAS, UNLESS OTHERWISE DESIGNATED. PROVIDE PREFORMED EXTERNAL CORNERS AT ALL CORNERS. WHERE COVE BASE IS INSTALLED, JOIN ALL INSIDE CORNERS WITH MITERED SEAMS IN LIEU OF PREFORMED INTERNAL CORNERS. RUBBER BASE SECTION LESS THAN 12" IN LENGTH ARE NOT ACCEPTABLE.
 - CONTRACTOR SHALL BE RESPONSIBLE FOR PROVIDING ATTIC STOCK EQUAL TO 5% OF THE QUANTITY ORDERED FOR EACH MATERIAL SPECIFIED. PROVIDE ATTIC STOCK OF 11 CARTON EACH TYPE AND COLOR OF VINYL TILE, RESILIENT TILE AND RESILIENT TILE BASE SPECIFIED. CONTRACTOR SHALL SALVAGE ANY UNUSED RESILIENT TILE, BASE AND ANY UNUSED WALL COVERING ALL MATERIALS. FOR ATTIC STOCK SHALL BE FROM THE SAME DYE LOT AS MATERIAL STORE MATERIALS AS DIRECTED BY OWNER.

FINISH PLAN LEGEND

- LVT 1: LUXURY VINYL TILE
- LVT 2: LUXURY VINYL TILE
- TL: PORCELAIN TILE
- RF: RESINOUS FLOORING
- SC: SEALED CONCRETE
- CPT: WALK-OFF CARPET
- FIN: FINISH FLOOR TAG
- FLOOR FINISH TRANSITION
* REFER TO INTERIOR DETAIL SHEET FOR TRANSITION DETAILS

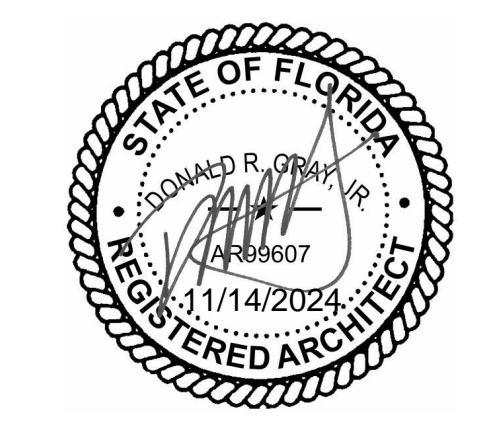


ATLANTA
1401 PEACHTREE ST NE, SUITE 200
ATLANTA, GA 30309

TALLAHASSEE
850 S. GADSDEN STREET, SUITE 140
TALLAHASSEE, FL 32301

FINZGERALD COLLABORATIVE GROUP, LLC
AA26001957

LC#F: 21-23-HKL-222



REVISION

NO.	DESCRIPTION	DATE

PERMIT DOCUMENTS

CLIENT
LEON COUNTY SCHOOLS

PROJECT TITLE
LCS NIMS MIDDLE SCHOOL

723 W Orange Avenue,
Tallahassee, FL 32310

PROJECT NUMBER
240202

ISSUE DATE
11/11/2024

DRAWING TITLE
FINISH PLAN - GYM

SHEET NUMBER
A103

ROOF PLAN GENERAL NOTES

1. SEE MECHANICAL, ELECTRICAL, PLUMBING DRAWINGS TO COORDINATE ALL ROOF PENETRATIONS
2. GUTTERS REQUIRE EXPANSION JOINT 48" MAX.



© 2024 All reproduction & intellectual property rights reserved.


FITZGERALD COLLABORATIVE

ATLANTA
1401 PEACHTREE ST NE, SUITE 200
ATLANTA, GA 30309

TALLAHASSEE
850 S. GADSDEN STREET, SUITE 140
TALLAHASSEE, FL 32301

FITZGERALD COLLABORATIVE GROUP, LLC
AA26001957

LCS# 21-23-HKL-222



NO.	DESCRIPTION	DATE

PERMIT DOCUMENTS

CLIENT

LEON COUNTY SCHOOLS

PROJECT TITLE

LCS NIMS MIDDLE SCHOOL

723 W Orange Avenue,
Tallahassee, FL 32310

PROJECT NUMBER

240202

ISSUE DATE

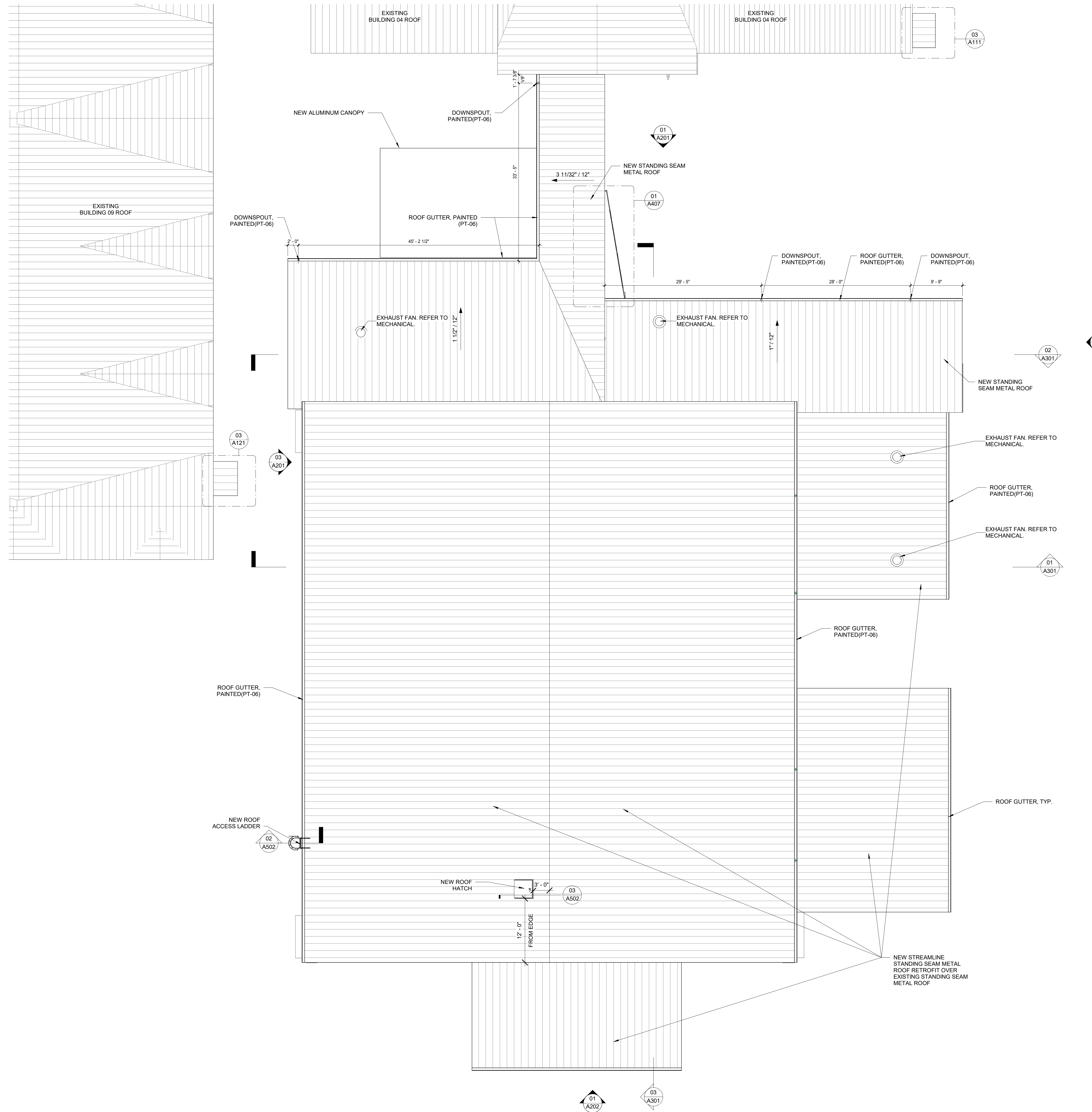
11/11/2024

DRAWING TITLE

ROOF PLAN - GYM

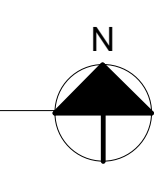
SHEET NUMBER

A104



01 ROOF PLAN

1/8" = 1'-0"



11/14/2024 5:37:59 PM Autodesk Docs/230204 - LCS Nims Middle School/230204 NIMS MIDDLE SCHOOL_PHASE 2_ARCH_LV72024.rvt




© 2024 All reproduction & intellectual property rights reserved.

FITZGERALD COLLABORATIVE

ATLANTA
1401 PEACHTREE ST NE, SUITE 200
ATLANTA, GA 30309

TALLAHASSEE
850 S. GADSDEN STREET, SUITE 140
TALLAHASSEE, FL 32301

FITZGERALD COLLABORATIVE GROUP, LLC
AA26001957



NO.	DESCRIPTION	DATE

PERMIT DOCUMENTS

CLIENT
LEON COUNTY SCHOOLS

PROJECT TITLE
LCS NIMS MIDDLE SCHOOL

723 W Orange Avenue,
Tallahassee, FL 32310

PROJECT NUMBER
240202

ISSUE DATE

11/11/2024

DRAWING TITLE

ARCHITECTURAL PLAN & SECTION - BLDG. 04

SHEET NUMBER

A111

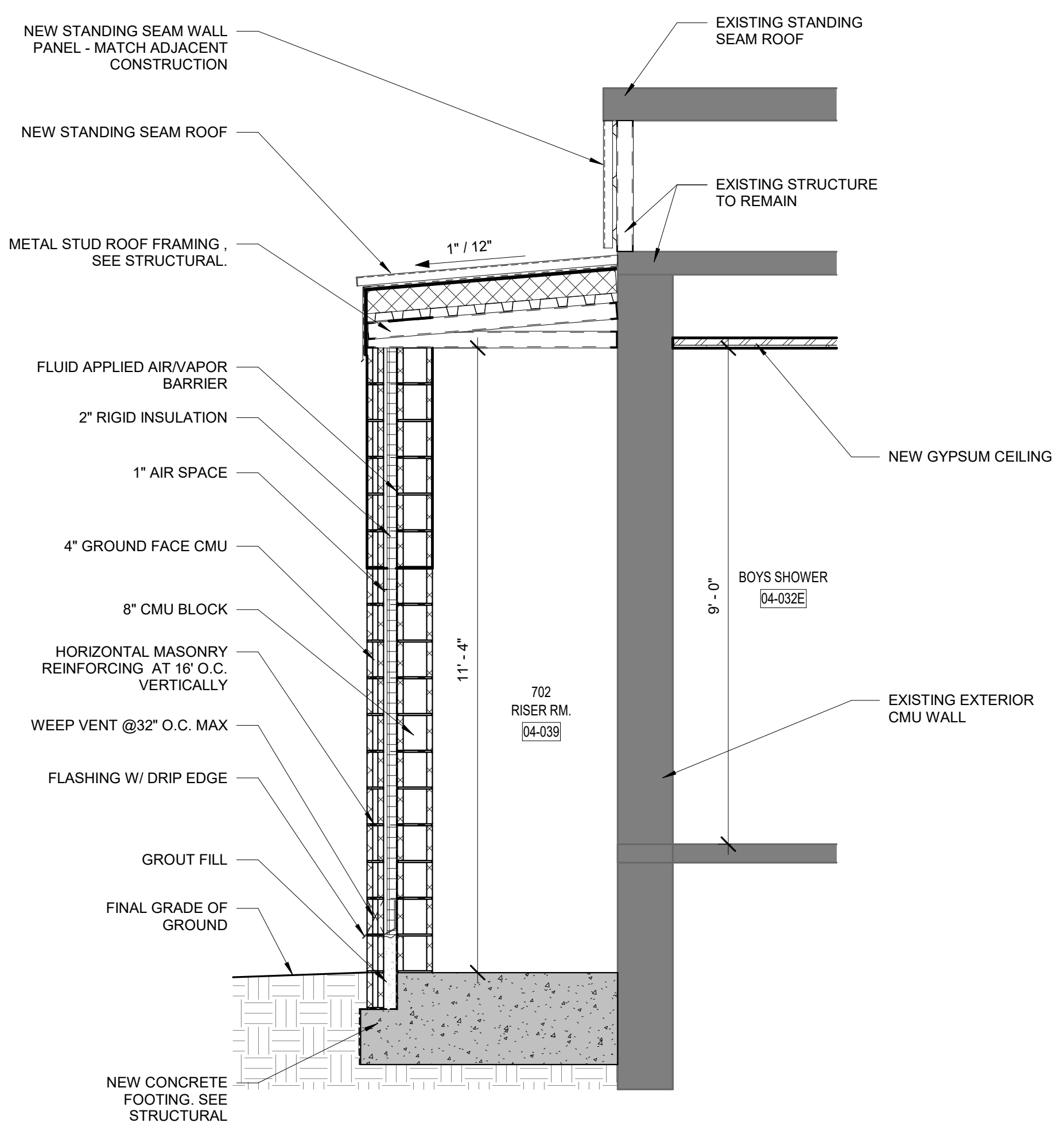
FLOOR PLAN GENERAL NOTES

- ALL ACCESSIBLE ENTRANCES SHALL HAVE NO MORE THAN A 2 PERCENT SLOPE FOR A DISTANCE OF 60" PERPENDICULAR TO THE DOOR.
- ALL COMMON USE DOOR THRESHOLDS TO BE ACCESSIBLE. REFER TO TYPICAL DOOR THRESHOLDS.
- COORDINATE WORK WITH MECHANICAL, ELECTRICAL AND PLUMBING DRAWINGS. IF DISCREPANCIES EXIST, OBTAIN CLARIFICATION FROM ARCHITECT PRIOR TO CONSTRUCTION. PANELS, RISERS, AND TELECOM ARE LOCATED ON THE PLANS FOR REFERENCE ONLY.
- AREA CALCULATIONS, REFER TO BUILDING CODE INFORMATION.
- FIRE EXTINGUISHERS ARE TO BE LOCATED ON EVERY FLOOR WITH A MAXIMUM TRAVEL DISTANCE OF 75'-0" AT WALKWAYS. REFER TO SHEET 0100 LIFE SAFETY PLANS FOR FIRE EXTINGUISHER LOCATIONS.
- INTERIOR PARTITION TYPES, REFER TO SHEET G005.
- ALL DIMENSIONS INDICATED ON PLANS ARE SHOWN TO FINISH FACE, UNLESS NOTED OTHERWISE. IT IS THE CONTRACTOR'S RESPONSIBILITY TO CALL SPECIFIC DIMENSION DISCREPANCIES TO THE ATTENTION OF THE ARCHITECT/ INTERIOR DESIGNER TO OBTAIN DIMENSION CLARIFICATION AND APPROVAL TO PROCEED WITH WORK.
- ALL RATED PARTITIONS SHALL BE PERMANENTLY IDENTIFIED IN A MANNER ACCEPTABLE TO THE AUTHORITY HAVING JURISDICTION, STENCILING (MIN 2" HIGH) AS EXAMPLE: "FIRE AND SMOKE BARRIER - PROTECT ALL OPENINGS" AND BE PLACED ABOVE THE CEILING OR IN A CONCEALED SPACE.
- DOOR FRAMES SHALL BE LOCATED 4" FROM FACE OF ADJACENT PARTITION TO INSIDE FACE OF JAMB, UNLESS NOTED OTHERWISE.
- WINDOW, STOREFRONT, CURTAIN WALL, AND EXTERIOR DOOR LOCATIONS AND INFORMATION, REFER TO ENLARGED FLOOR PLANS, ELEVATIONS, AND DOOR & WINDOW TYPES.
- CEILING AND SOFFITS LOCATIONS AND HEIGHTS, REFER TO REFLECTED CEILING PLANS.
- PROVIDE REINFORCING BEHIND WALL MOUNTED AND CEILING MOUNTED EQUIPMENT.
- FINISH SCHEDULE AND SURFACE FINISHES, REFER TO SHEET A001.
- ALL POWER, TELEPHONE AND TV OUTLETS TO HAVE COVER PLATES TO MATCH ELECTRICAL AND ADJACENT FINISH. WHITE ON LIGHT SURFACES AND BLACK ON DARK SURFACES.
- ALL OUTLETS ABOVE COUNTERTOPS TO BE INSTALLED HORIZONTALLY.
- SEALANTS AND CAULKING TO MATCH DOMINANT ADJACENT SURFACE IN WHICH THEY OCCUR. PROVIDE SAMPLE. NO VOC SEALANTS TO BE USED PER WELL.
- CONCESSION EQUIPMENT SHOWN & COUNTED FOR SPACE PLANNING PURPOSES ONLY. ALL CONCESSION EQUIPMENT TO BE PROVIDED & INSTALLED BY CONTRACTOR. ALL PLANS INDICATE TYPICAL CONDITIONS UNLESS OTHERWISE NOTED.

FLOOR PLAN LEGEND

ANNOTATIONS

- DOOR TAG, SEE DOOR SCHEDULE
- PARTITION TYPE TAG, SEE PARTITION TYPES
- INTERIOR ELEVATIONS
- WINDOW TAG, SEE WINDOW TYPES
- NOT IN SCOPE
- EQUIPMENT TAG, SEE EQUIPMENT SCHEDULE
- FIRE RATINGS**
- SMOKE RATED PARTITION

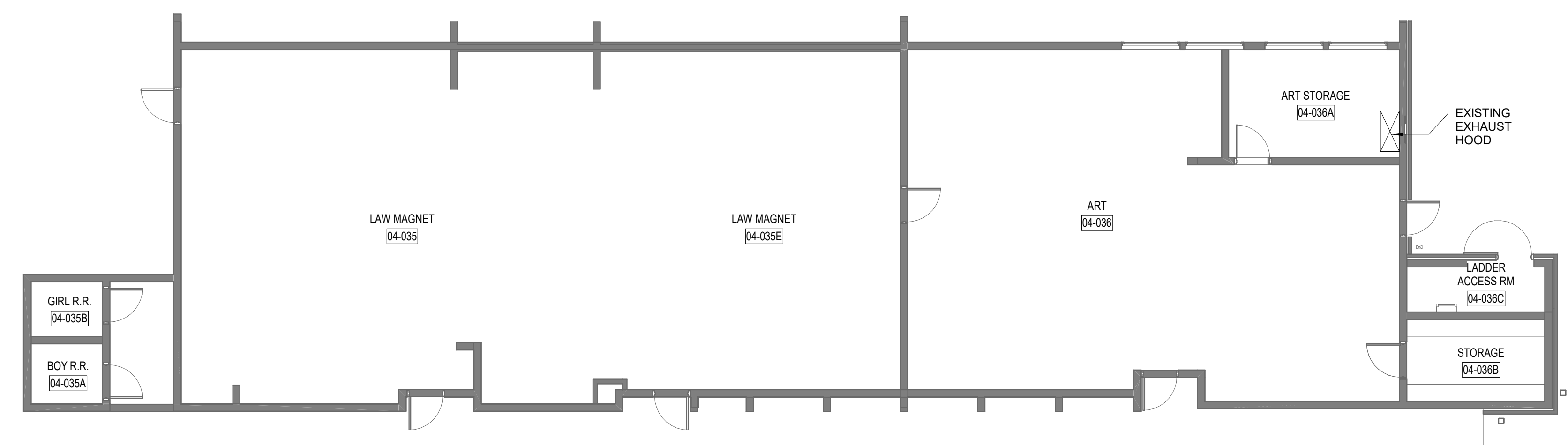



04 ENLARGED SECTION - BUILDING 04 RISER ROOM
1/2" = 1'-0"

03 ENLARGED ROOF PLAN - BUILDING 04 RISER ROOM
1/2" = 1'-0"



02 ENLARGED PLAN - BUILDING 04 RISER ROOM
1/2" = 1'-0"



01 ARCHITECTURAL FLOOR PLAN - BUILDING 04
1/8" = 1'-0"

REFER TO 01 / A101

11/14/2024 5:38:03 PM Autodesk Docs\230204 - LCS Nims Middle School\230204 NIMS MIDDLE SCHOOL_PHASE 2_ARCH\RV23024.rvt

LCSP# 21-23-HKL-222



© 2024 All reproduction & intellectual property rights reserved.

FITZGERALD COLLABORATIVE

ATLANTA
1401 PEACHTREE ST NE, SUITE 200
ATLANTA, GA 30309

TALLAHASSEE
850 S. GADSDEN STREET, SUITE 140
TALLAHASSEE, FL 32301

FITZGERALD COLLABORATIVE GROUP, LLC
AAZ6001957



NO.	DESCRIPTION	DATE

PERMIT DOCUMENTS

NOT RELEASED FOR CONSTRUCTION

CLIENT

LEON COUNTY SCHOOLS

PROJECT TITLE

LCS NIMS MIDDLE SCHOOL

723 W Orange Avenue,
Tallahassee, FL 32310

PROJECT NUMBER

240202

ISSUE DATE

11/11/2024

DRAWING TITLE

REFLECTED CEILING PLAN - BLDG. 04 LOCKER ROOMS

SHEET NUMBER

A112

LCS# 21-23-HKL-222

RCP GENERAL NOTES

- ALL CEILING SURFACES SHALL BE RESTORED TO UNIFORM FINISH APPEARANCE FOLLOWING ANY CUTTING AND PATCHING REQUIRED.
- NOTIFY ARCHITECT OF ANY DISCREPANCIES BETWEEN ARCHITECTURAL MEPF DRAWINGS AND OBTAIN CLARIFICATION BEFORE COMMENCING CONSTRUCTION.
- LOCATE CEILING PENETRATIONS, SUCH AS AIR DIFFUSERS, GRILLES, LIGHT FIXTURES, ETC. AS SHOWN ON ARCHITECTURAL REFLECTED CEILING PLANS. WHERE DISCREPANCIES IN LOCATION OCCUR, THE ARCHITECTURAL PLAN SHALL GOVERN. NOTIFY ARCHITECT OF ANY DISCREPANCIES FOR CLARIFICATION.
- ALL CEILING GRILLES TO BE FINISHED TO MATCH THE COLOR OF ADJACENT WALL OR CEILING. FINISH HVAC DIFFUSERS TO MATCH ADJACENT FINISH, UNLESS OTHERWISE NOTED.
- THESE DRAWINGS REPRESENT LIGHTING LOCATIONS, TYPES, AND QUANTITIES ONLY AND ARE NOT INTENDED TO DICTATE NUMBERS OF FIXTURES ON A CIRCUIT. REFERENCE ELECTRICAL SUBCONTRACTOR'S DRAWINGS FOR CIRCUITING LAYOUTS. REFERENCE HVAC ENGINEERS DRAWINGS FOR HVAC REQUIREMENTS AND GRILLE/ DIFFUSER LAYOUTS.
- CONTRACTOR TO SUBMIT CUT SHEETS AND TECHNICAL DATA ON ALL LIGHT FIXTURES SPECIFIED TO ARCHITECT PRIOR TO PURCHASE. REPLACEMENT OF LIGHT FIXTURES NOT SUBMITTED TO AND APPROVED BY ARCHITECT SHALL BE CONTRACTOR'S EXPENSE.
- ALL RECESSED OR SURFACE MOUNTED FIXTURES SHALL BE LOCATED IN THE CENTER OF CEILING TILES, UNLESS NOTED OTHERWISE.
- ALL SIMILAR FIXTURES SHALL HAVE THE SAME LAMP TYPE, BRAND, WATTAGE, AND COLOR. ALL FLUORESCENT LAMPS SHALL BE BUILDING STANDARD.
- TWO OR MORE LIGHT SWITCHES IN THE SAME LOCATION SHALL BE GANGED TOGETHER WITH ONE COMMON COVER PLATE, UNLESS NOTED OTHERWISE. DISTANCE BETWEEN TWO OUTLET PLATES INSTALLED SIDE BY SIDE SHALL NEVER EXCEED 6".
- ALL NEW EQUIPMENT, MECHANICAL, ELECTRICAL, AND PLUMBING EQUIPMENT SHALL BE FREE OF DEFECTS. ANY DAMAGED OR DEFECTIVE EQUIPMENT, WHETHER BUILDING STANDARD OR SPECIAL ORDER, SHALL BE REPLACED.
- CONTRACTOR SHALL ENSURE THAT LENSES IN LIGHTING FIXTURES ARE LEFT CLEAN AND FREE OF DUST, DIRT, AND SMUDGES. PLASTIC LABELS SHALL BE REMOVED FROM FIXTURES AT PROJECT COMPLETION.
- EXIT SIGNS WITH DIRECTIONAL ARROWS SHALL BE PROVIDED WHERE NECESSARY TO MEET ALL APPLICABLE CODES. SEE REFLECTED CEILING PLANS FOR LOCATIONS. EXIT SIGNS SHALL BE WIRED TO THE EMERGENCY GENERATOR. IN THE EVENT THAT A GENERATOR IS NOT AVAILABLE, CONTRACTOR SHALL PROVIDE ALL EMERGENCY FIXTURES WITH BATTERY PACKS.
- EMERGENCY EGRESS LIGHTING SHALL BE LOCATED TO MEET ALL APPLICABLE CODES AND SHALL BE WIRED TO BUILDING EMERGENCY CIRCUIT OR EQUIPPED WITH A BATTERY PACK. REFER TO THE SUBCONTRACTOR OR ENGINEER'S DRAWINGS FOR LOCATIONS. EMERGENCY FIXTURES TO BE PLACED SO THAT THE PATH OF EXIT TRAVEL IS ILLUMINATED CONTINUOUSLY AT LEVEL OF NO LESS THAN 1 FOOT CANDLE WHEN MEASURED AT ANY GIVEN POINT ON FLOOR LEVEL AT PATH OF EXIT ACCESS.
- WHEN A FIXTURE MUST SPLIT THE GRID IN ORDER TO CENTER ON WALL OR ARCHITECTURAL ELEMENT, CONTRACTOR SHALL COORDINATE AND PROVIDE SPECIAL FRAMING AS REQUIRED IN ORDER TO CENTER LIGHT FIXTURES. NOTIFY DESIGNER OF ANY CONFLICTS OR QUESTIONS.
- WHERE ELECTRICAL WORK IS SPECIFIED IN CONJUNCTION WITH CABINET WORK, LAMPS AND FIXTURES SHALL BE PROVIDED BY THE G.C. CUT-OUTS FOR SWITCHES, OUTLETS, ETC. AS REQUIRED BY THE CABINET CONTRACTOR. SHALL BE COORDINATED WITH THE ELECTRICAL CONTRACTOR, U.N.O.
- STRUCTURAL STEEL AT EXPOSED CONDITIONS NOT SHOWN FOR CLARITY.

RCP LEGEND

MATERIAL	
	ACT-01: 2'x4' SUSPENDED ACT CEILING
	ACT-02: 2'x2' ACOUSTIC CEILING TILE
	ACT-03: 2'x2' ACOUSTIC CEILING TILE - KITCHEN
	GWB: GYPSUM BOARD CEILING ASSEMBLY
	OTS: OPEN TO STRUCTURE ABOVE
	MTB: METAL SOFFIT + INSULATION
MECHANICAL (SEE MECHANICAL)	
	SUPPLY AIR DIFFUSER - SQUARE
	RETURN AIR DIFFUSER - SQUARE
	EXHAUST FAN
	LINEAR AIR DIFFUSER
LIGHT FIXTURES (SEE ELECTRICAL)	
	2' x 2' RECESSED LED PANEL
	2' x 2' RECESSED LED EMERGENCY PANEL
	4' LED STRIP FIXTURE
	4' RECESSED LED LINEAR FIXTURE
	4' RECESSED LED EMERGENCY LINEAR FIXTURE
	12' SUSPENDED LED LINEAR FIXTURE
	2' SURFACE MOUNTED LED CANOPY FIXTURE
	SUSPENDED LED SPORTSLIGHTER
	SUSPENDED LED EMERGENCY SPORTSLIGHTER
	2' LED LINEAR FIXTURE
	6' RECESSED DOWNLIGHT
LIFE SAFETY	
	EXISTING EXIT SIGN - WALL MOUNTED
	NEW EXIT SIGN - WALL MOUNTED
FIRE PROTECTION (SEE FIRE PROTECTION)	
	FIRE SPRINKLER HEAD, SEE FIRE PROTECTION



01 REFLECTED CEILING PLAN - BUILDING 04

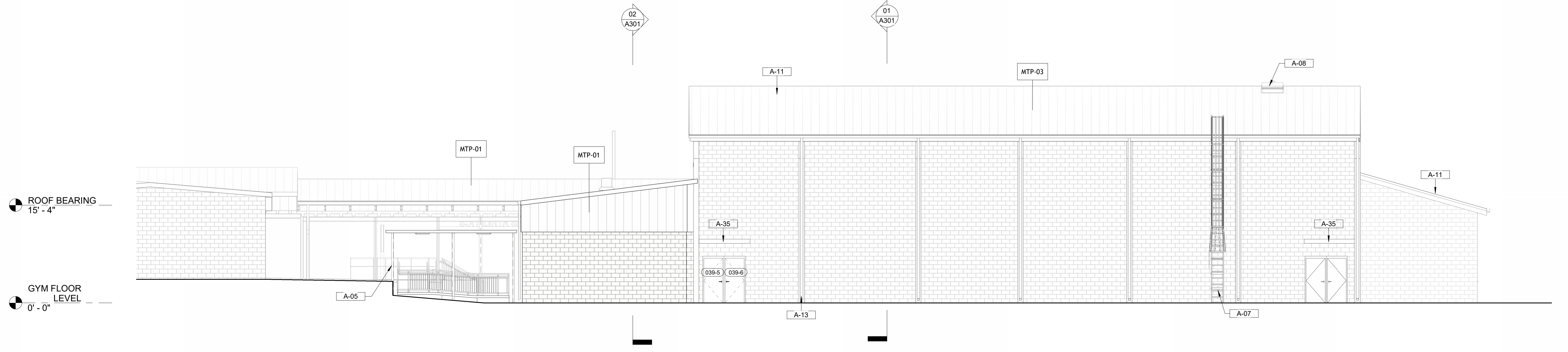
1/4" = 1'-0"

11/14/2024 5:38:08 PM Autodesk Docs/2320204 - LCS Nims Middle School/2320204 NIMS MIDDLE SCHOOL_PHASE 2_ARCH_LV72024.rvt

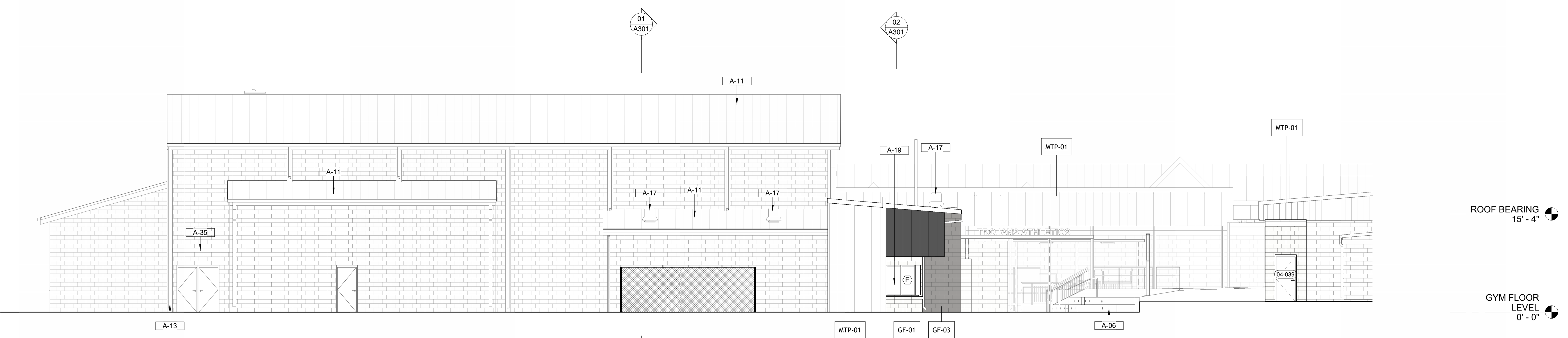
Key Value	Keynote Legend
A-05	ALUMINUM CANOPY SYSTEM, TYPICAL.
A-06	CAST IN PLACE CONCRETE OUTDOOR SEATING. REFER TO OUTDOOR SEATING PLANS & DETAILS.
A-07	ROOF ACCESS LADDER WITH SECURITY DOOR, TO BE MOUNTED TO NEW CONCRETE PAD AND EXISTING CMU WALL.
A-08	ROOF ACCESS HATCH.
A-09	STREAMLINE STANDING SEAM METAL ROOF PANEL
A-11	STREAMLINE STANDING SEAM METAL ROOF RETROFIT OVER EXISTING STANDING SEAM METAL ROOF.

Key Value	Keynote Legend
A-12	ROOF GUTTER (PT-06), TYPICAL. REFER TO ROOF PLAN.
A-13	DOWNSPOUT (PT-06), TYPICAL.
A-14	COLUMN LIGHT, TYPICAL. REFER TO ELECTRICAL.
A-17	EXHAUST FAN. REFER TO MECHANICAL.
A-19	ALUMINUM STOREFRONT. REFER TO WINDOW TYPES.
A-35	EXISTING STRUCTURE IS UNKNOWN. FIELD VERIFY. PROVIDE NEW ROOF FINISH.

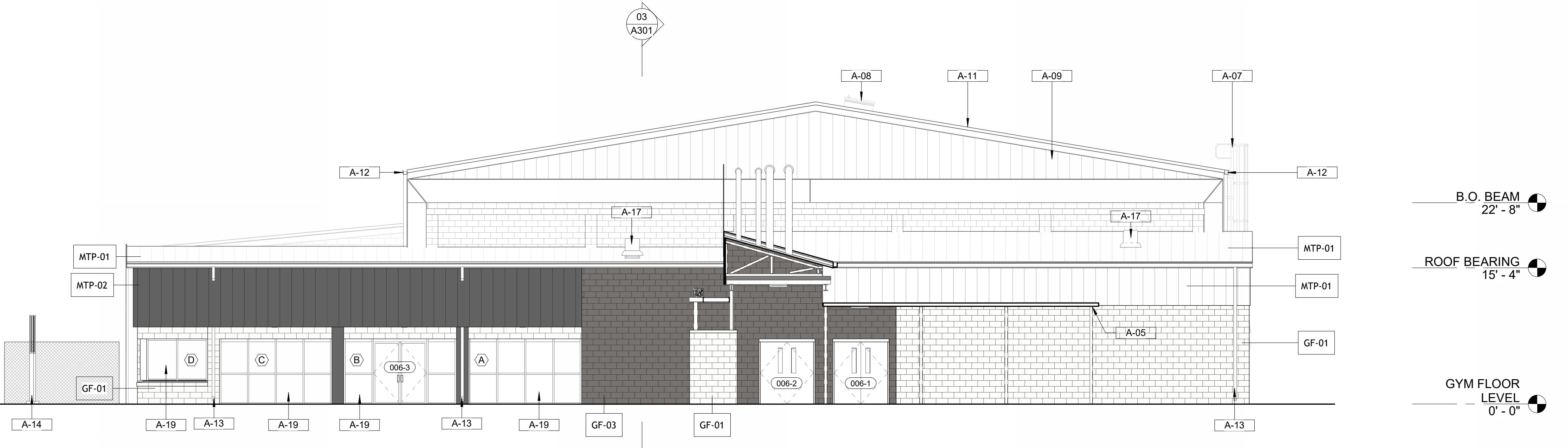
Tag	Application	Material	MFR/Style	Color /Finish /Size	Comments
CS-01	WALL	CONCRETE SILL BLOCK	A-1 BLOCK	COLOR: 112, GROUND FACE	BASIS OF DESIGN
GF-01	WALL	MASONRY VENEER - GROUND FACE BLOCK	A-1 BLOCK	COLOR: 112, PRE-FINISHED/ GROUND FACE/ 4"W x 8"H x 16"L	BASIS OF DESIGN
GF-02	WALL	MASONRY VENEER - GROUND FACE BLOCK	BEST BLOCK	COLOR: 300, PRE-FINISHED/ GROUND FACE/ 4"W x 8"H x 16"L	BASIS OF DESIGN
GF-03	WALL	MASONRY VENEER - GROUND FACE BLOCK	A-1 BLOCK	COLOR: G100L, PRE-FINISHED/ GROUND FACE/ 4"W x 8"H x 16"L	BASIS OF DESIGN
MOR-01	WALL	MORTAR CEMENT	ARGOS CEMENT	PORCELAIN	
MOR-02	WALL	MORTAR CEMENT	ARGOS CEMENT	CHARCOAL	
MTP-01	WALL & ROOF	METAL STANDING SEAM ROOF PANEL	PAC-CLAD, Petersen, Snap-Clad	GALVALUME	BASIS OF DESIGN
MTP-02	WALL	METAL WALL PANEL	GARLAND / R-MER WALL-PAN	COLOR: CHARCOAL GRAY	BASIS OF DESIGN
MTP-03	RETROFIT ROOF	RETROFIT STANDING SEAM ROOF PANEL	STREAMLINE	COLOR: MATCH EXISTING	BASIS OF DESIGN
PT-05	EXISTING CMU WALL	EXTERIOR PAINT	SHERWIN WILLIAMS	COLOR: MATCH EXISTING	
PT-06	DOWNSPOUT & GUTTER, STEEL RAILINGS, EXISTING STEEL COLUMNS AT WALKWAY CANOPY	EXTERIOR PAINT	SHERWIN WILLIAMS	COLOR: SW 6258 TRICORN BLACK	



03 WEST ELEVATION
1/8" = 1'-0"



02 EAST ELEVATION
1/8" = 1'-0"



01 NORTH ELEVATION
1/8" = 1'-0"




© 2024 All reproduction & intellectual property rights reserved.
FITZGERALD COLLABORATIVE

ATLANTA
1401 PEACHTREE ST NE, SUITE 200
ATLANTA, GA 30309

TALLAHASSEE
850 S. GADSDEN STREET, SUITE 140
TALLAHASSEE, FL 32301

FITZGERALD COLLABORATIVE GROUP, LLC
AA26001957

LCS# 21-23-HKL-222



NO.	DESCRIPTION	DATE

PERMIT DOCUMENTS

CLIENT
LEON COUNTY SCHOOLS

PROJECT TITLE
LCS NIMS MIDDLE SCHOOL

723 W Orange Avenue,
Tallahassee, FL 32310

PROJECT NUMBER
240202

ISSUE DATE
11/11/2024

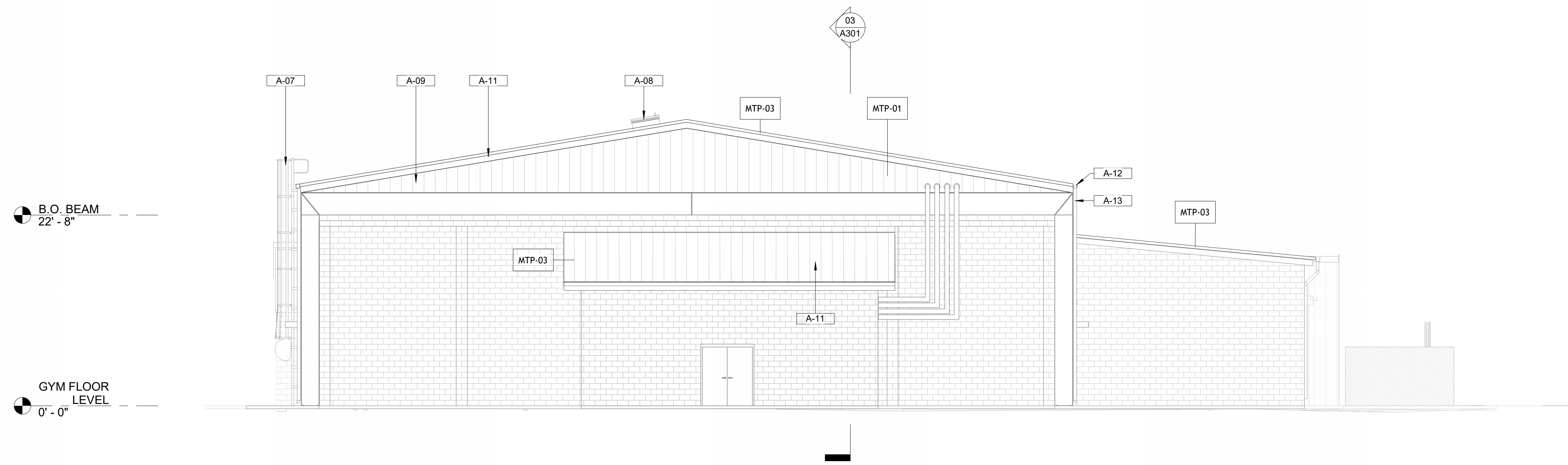
DRAWING TITLE
BUILDING ELEVATIONS - GYM

SHEET NUMBER
A201

11/14/2024 5:38:24 PM Autodesk Docs/230204 - LCS Nims Middle School/230204 NIMS MIDDLE SCHOOL_PHASE 2_ARCH_LV7/23024.rvt

KEYNOTE LEGEND	
Key Value	Keynote Text
A-07	ROOF ACCESS LADDER WITH SECURITY DOOR, TO BE MOUNTED TO NEW CONCRETE PAD AND EXISTING CMU WALL.
A-08	ROOF ACCESS HATCH.
A-09	NEW STANDING SEAM METAL ROOF PANEL
A-11	STREAMLINE STANDING SEAM METAL ROOF RETROFIT OVER EXISTING STANDING SEAM METAL ROOF.
A-12	ROOF GUTTER (PT-06), TYPICAL. REFER TO ROOF PLAN.
A-13	DOWNSPOUT (PT-06), TYPICAL.

EXTERIOR FINISH KEY					
Tag	Application	Material	MFR/Style	Color /Finish /Size	Comments
CS-01	WALL	CONCRETE SILL BLOCK	A-1 BLOCK	COLOR: 112, GROUND FACE	BASIS OF DESIGN
GF-01	WALL	MASONRY VENEER - GROUND FACE BLOCK	A-1 BLOCK	COLOR: 112, PRE-FINISHED/ GROUND FACE/ 4"W x 8"H x 16"L	BASIS OF DESIGN
GF-02	WALL	MASONRY VENEER - GROUND FACE BLOCK	BEST BLOCK	COLOR: 300, PRE-FINISHED/ GROUND FACE/ 4"W x 8"H x 16"L	BASIS OF DESIGN
GF-03	WALL	MASONRY VENEER - GROUND FACE BLOCK	A-1 BLOCK	COLOR: G100L, PRE-FINISHED/ GROUND FACE/ 4"W x 8"H x 16"L	BASIS OF DESIGN
MOR-01	WALL	MORTAR CEMENT	ARGOS CEMENT	PORCELAIN	
MOR-02	WALL	MORTAR CEMENT	ARGOS CEMENT	CHARCOAL	
MTP-01	WALL & ROOF	METAL STANDING SEAM ROOF PANEL	PAC-CLAD, Petersen, Snap-Clad	GALVALUME	BASIS OF DESIGN
MTP-02	WALL	METAL WALL PANEL	GARLAND / R-MER WALL-PAN	COLOR: CHARCOAL GRAY	BASIS OF DESIGN
MTP-03	RETROFIT ROOF	RETROFIT STANDING SEAM ROOF PANEL	STREAMLINE	COLOR: MATCH EXISTING	BASIS OF DESIGN
PT-05	EXISTING CMU WALL	EXTERIOR PAINT	SHERWIN WILLIAMS	COLOR: MATCH EXISTING	
PT-06	DOWNSPOUT & GUTTER, STEEL RAILINGS, EXISTING STEEL COLUMNS AT WALKWAY CANOPY	EXTERIOR PAINT	SHERWIN WILLIAMS	COLOR: SW 6258 TRICORN BLACK	



01 SOUTH ELEVATION
1/8" = 1'-0"




© 2024 All reproduction & intellectual property rights reserved.
FITZGERALD COLLABORATIVE

ATLANTA
1401 PEACHTREE ST NE, SUITE 200
ATLANTA, GA 30309

TALLAHASSEE
850 S. GADSDEN STREET, SUITE 140
TALLAHASSEE, FL 32301

FITZGERALD COLLABORATIVE GROUP, LLC
AA26001957

LCS# 21-23-HKL-222



REVISION		
NO.	DESCRIPTION	DATE

PERMIT DOCUMENTS

CLIENT
LEON COUNTY SCHOOLS

PROJECT TITLE
LCS NIMS MIDDLE SCHOOL

723 W Orange Avenue,
Tallahassee, FL 32310

PROJECT NUMBER
240202
ISSUE DATE
11/11/2024

DRAWING TITLE
BUILDING ELEVATIONS - GYM

SHEET NUMBER
A202



© 2024 All reproduction & intellectual property rights reserved.

FITZGERALD COLLABORATIVE

ATLANTA
1401 PEACHTREE ST NE, SUITE 200
ATLANTA, GA 30309

TALLAHASSEE
850 S. GADSDEN STREET, SUITE 140
TALLAHASSEE, FL 32301

FITZGERALD COLLABORATIVE GROUP, LLC
AA26001957

LCS# 21-23-HKL-222



NO.	DESCRIPTION	DATE

PERMIT DOCUMENTS

LEON COUNTY SCHOOLS

PROJECT TITLE

LCS NIMS MIDDLE SCHOOL

723 W Orange Avenue,
Tallahassee, FL 32310

PROJECT NUMBER

240202

ISSUE DATE

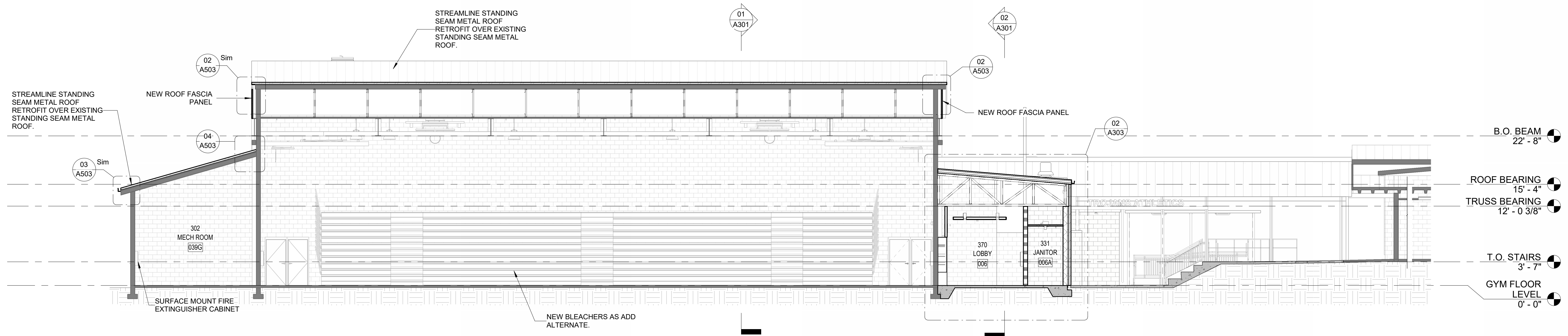
11/11/2024

DRAWING TITLE

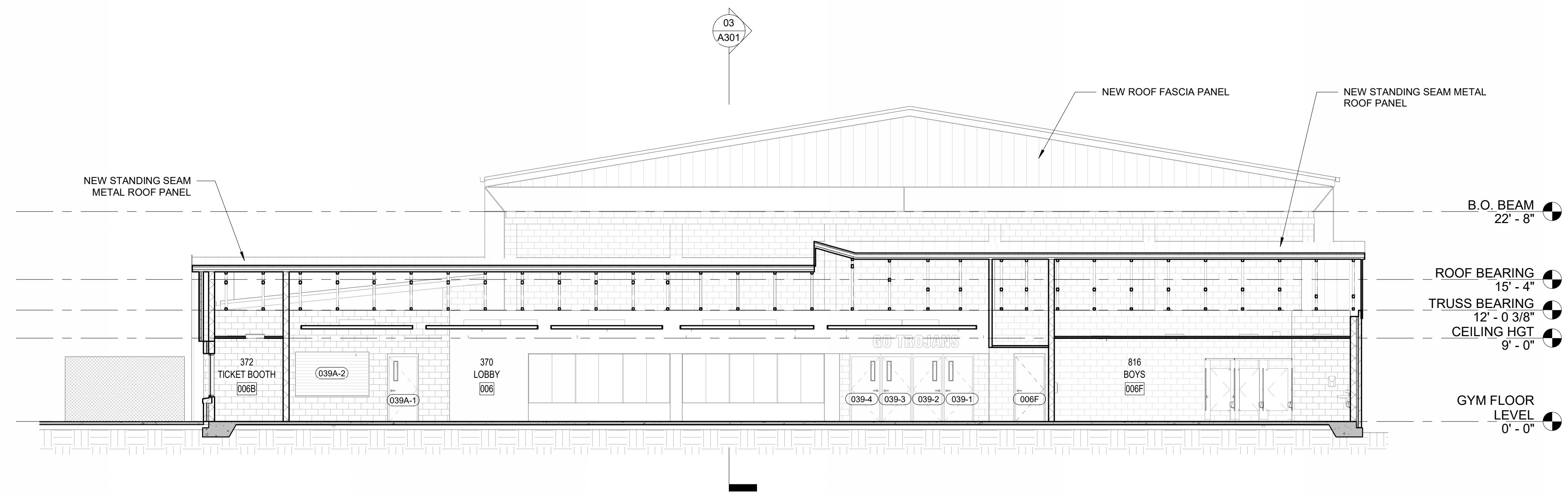
OVERALL BUILDING SECTIONS - GYM

SHEET NUMBER

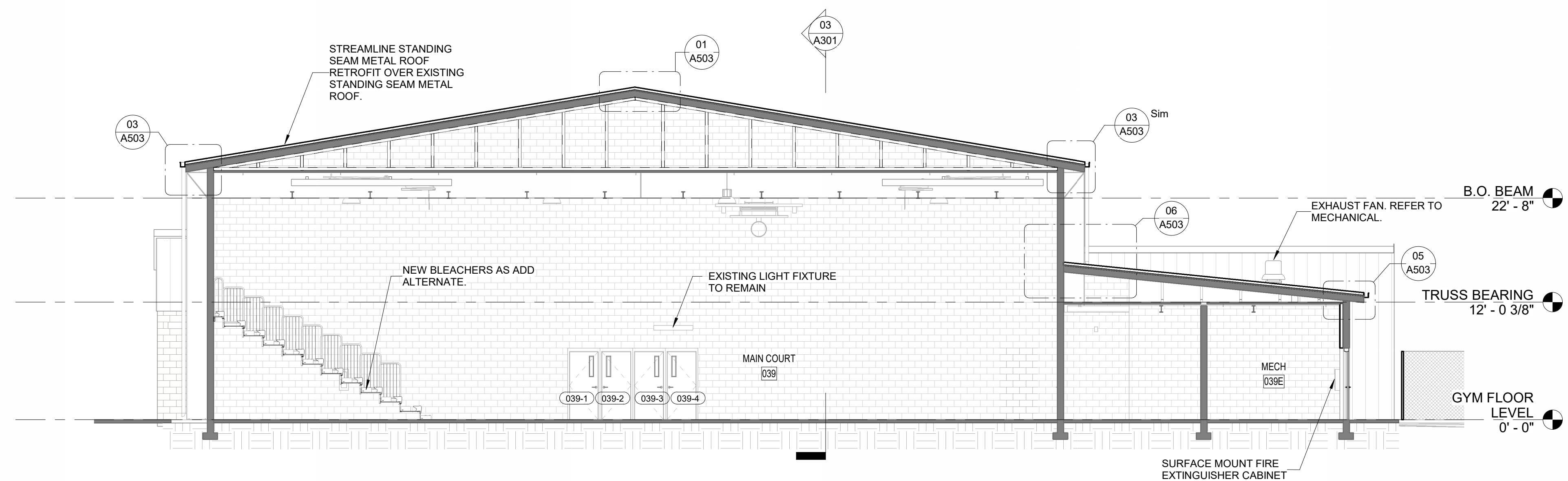
A301



03 SECTION - GYM LOOKING WEST
1/8" = 1'-0"



02 SECTION - LOBBY LOOKING SOUTH
1/8" = 1'-0"



01 SECTION - GYM LOOKING NORTH
1/8" = 1'-0"



© 2024 All reproduction & intellectual property rights reserved.


FITZGERALD COLLABORATIVE

ATLANTA
1401 PEACHTREE ST NE, SUITE 200
ATLANTA, GA 30309

TALLAHASSEE
850 S. GADSDEN STREET, SUITE 140
TALLAHASSEE, FL 32301

FITZGERALD COLLABORATIVE GROUP, LLC
AA26001957

LCS# 21-23-HKL-222



NO.	DESCRIPTION	DATE

PERMIT DOCUMENTS

CLIENT
LEON COUNTY SCHOOLS

PROJECT TITLE
LCS NIMS MIDDLE SCHOOL

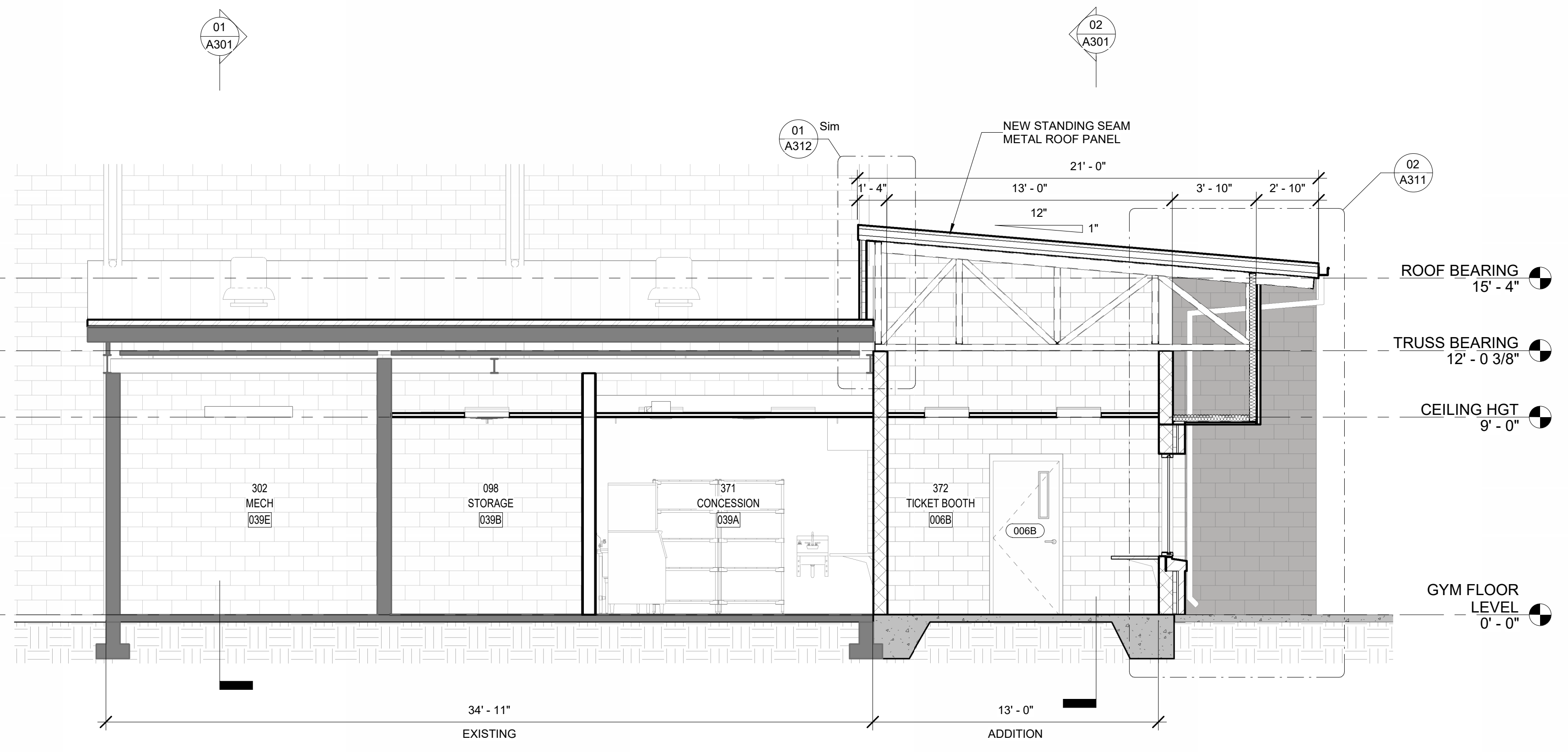
723 W Orange Avenue,
Tallahassee, FL 32310

PROJECT NUMBER
240202

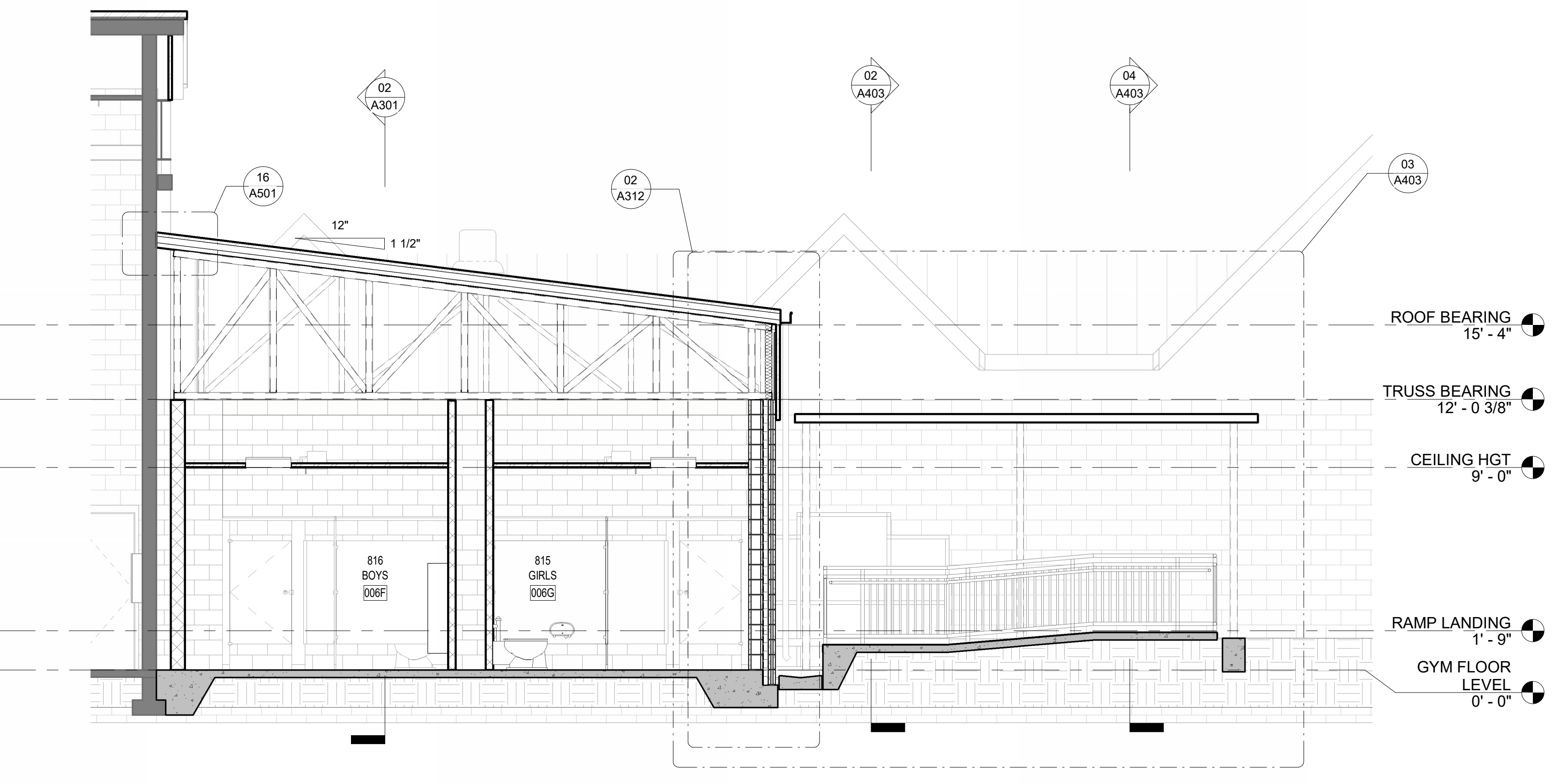
ISSUE DATE
11/11/2024

DRAWING TITLE
PARTIAL BUILDING SECTIONS

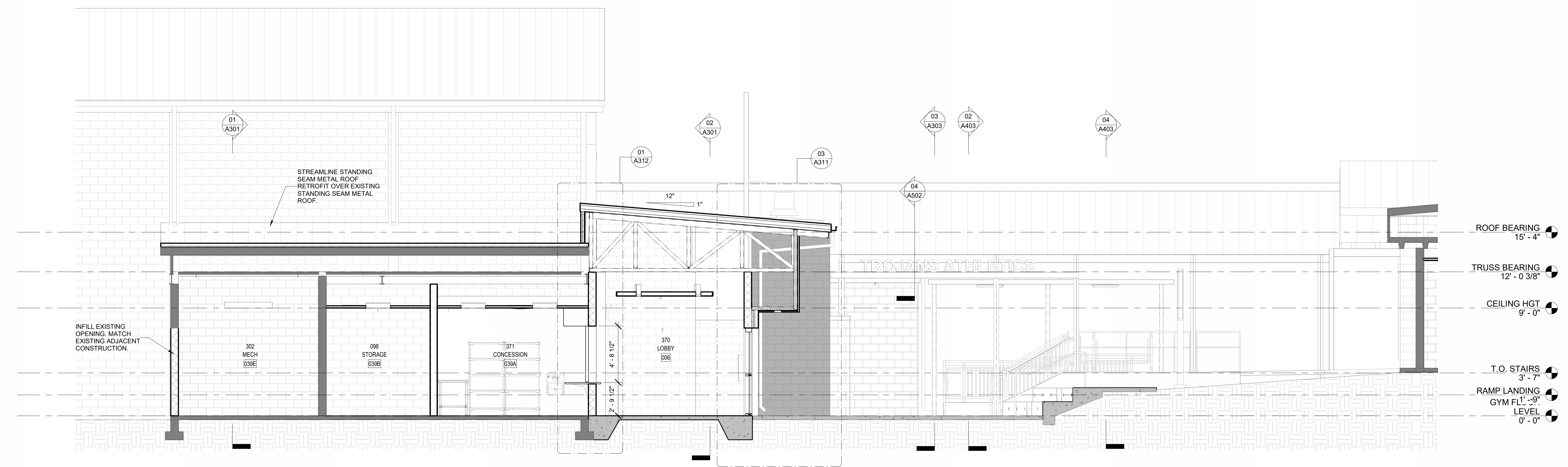
SHEET NUMBER
A302



02 CROSS SECTION - TICKETBOOTH
1/4" = 1'-0"



03 CROSS SECTION - RESTROOMS
1/4" = 1'-0"



01 CROSS SECTION - CONCESSION
1/4" = 1'-0"

11/14/2024 5:38:53 PM Autodesk Docs/230204 - LCS Nims Middle School/230204 NIMS MIDDLE SCHOOL_PHASE 2_ARCH_LR/230204.rvt



© 2024 All reproduction & intellectual property rights reserved.


FITZGERALD COLLABORATIVE

ATLANTA
1401 PEACHTREE ST NE, SUITE 200
ATLANTA, GA 30309

TALLAHASSEE
850 S. GADSDEN STREET, SUITE 140
TALLAHASSEE, FL 32301

FITZGERALD COLLABORATIVE GROUP, LLC
AA26001957

LCS# 21-23-HKL-222



NO.	DESCRIPTION	DATE

PERMIT DOCUMENTS

CLIENT

LEON COUNTY SCHOOLS

PROJECT TITLE

LCS NIMS MIDDLE SCHOOL

723 W Orange Avenue,
Tallahassee, FL 32310

PROJECT NUMBER

240202

ISSUE DATE

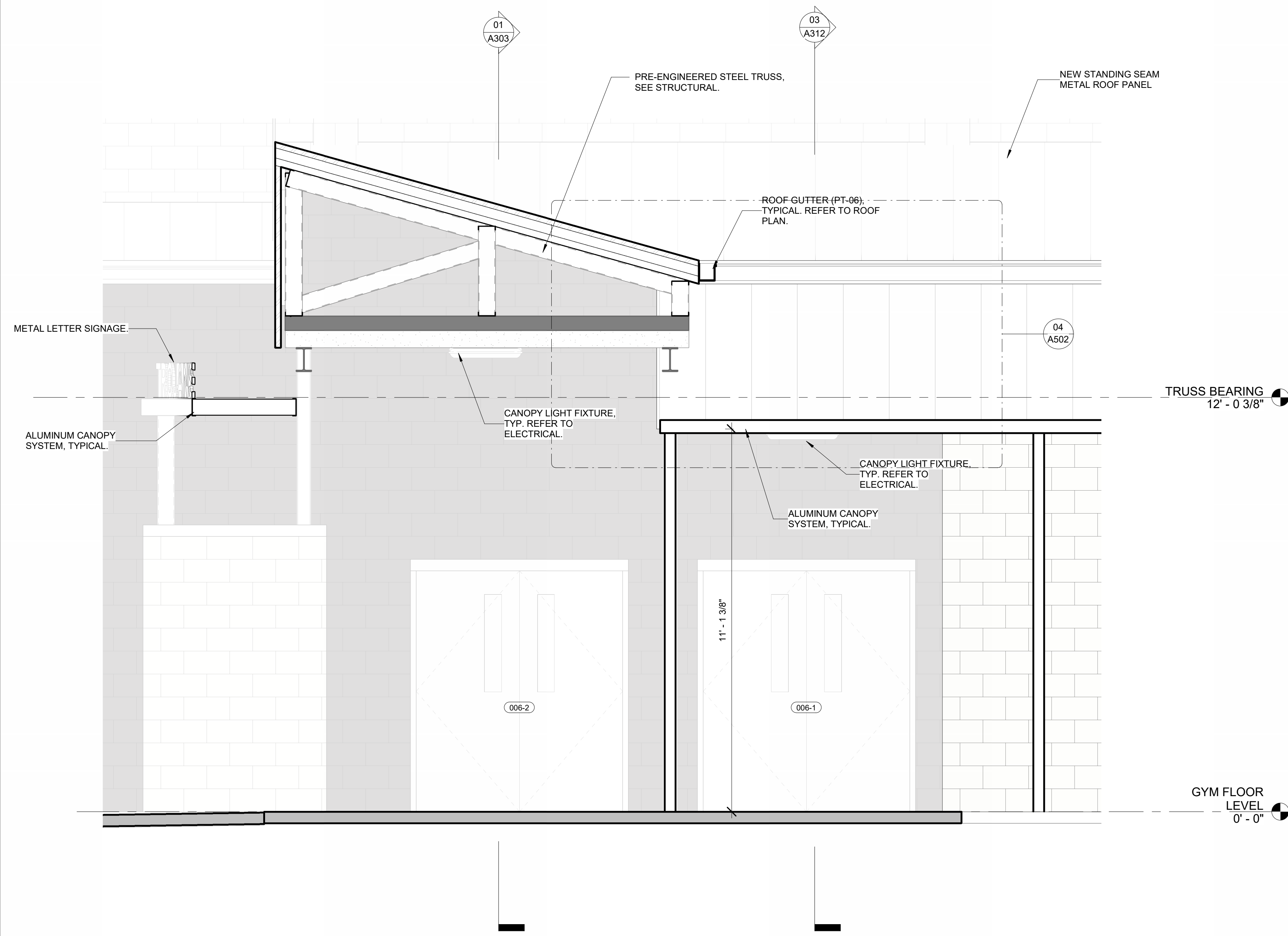
11/11/2024

DRAWING TITLE

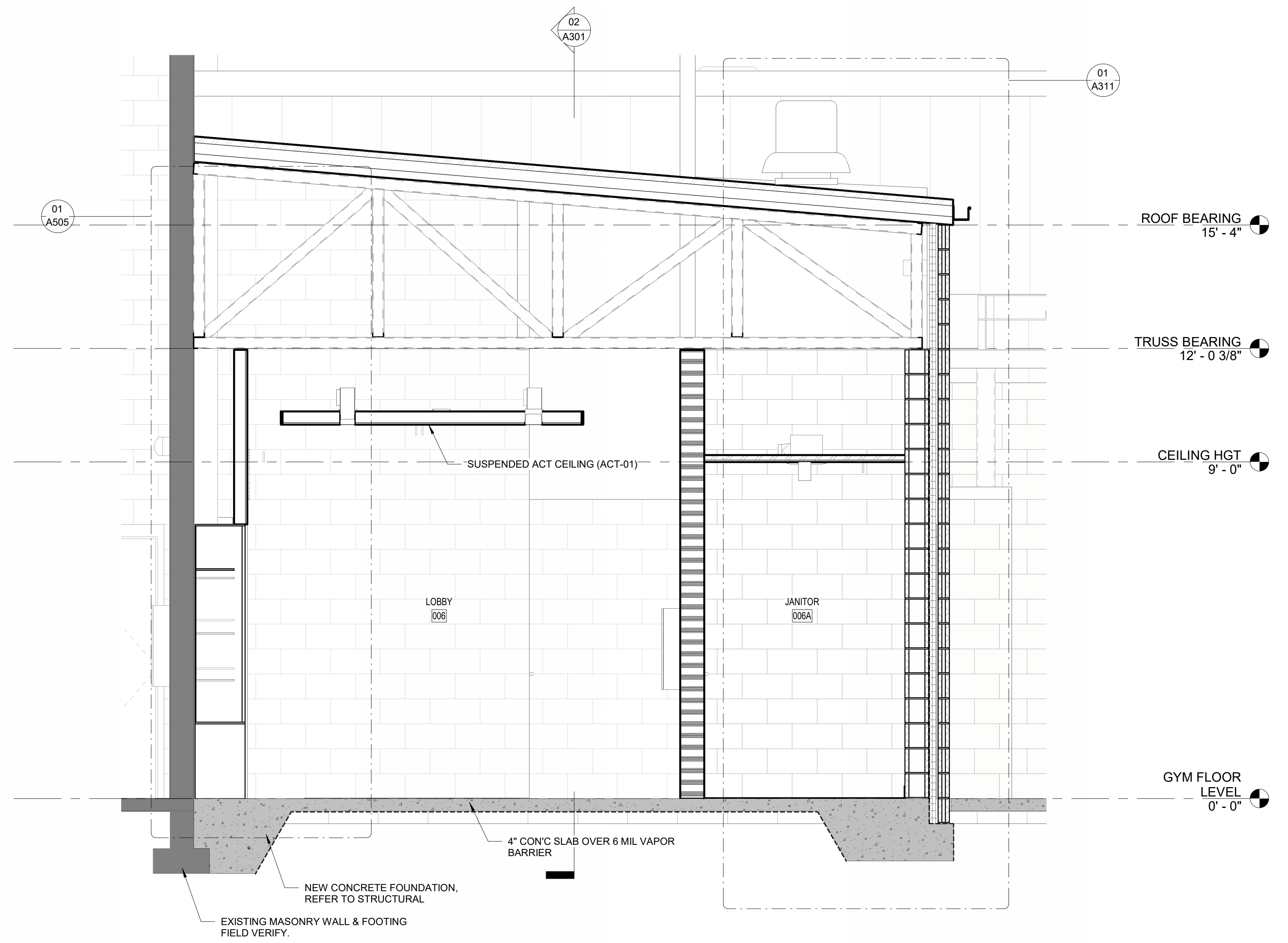
PARTIAL BUILDING SECTIONS

SHEET NUMBER

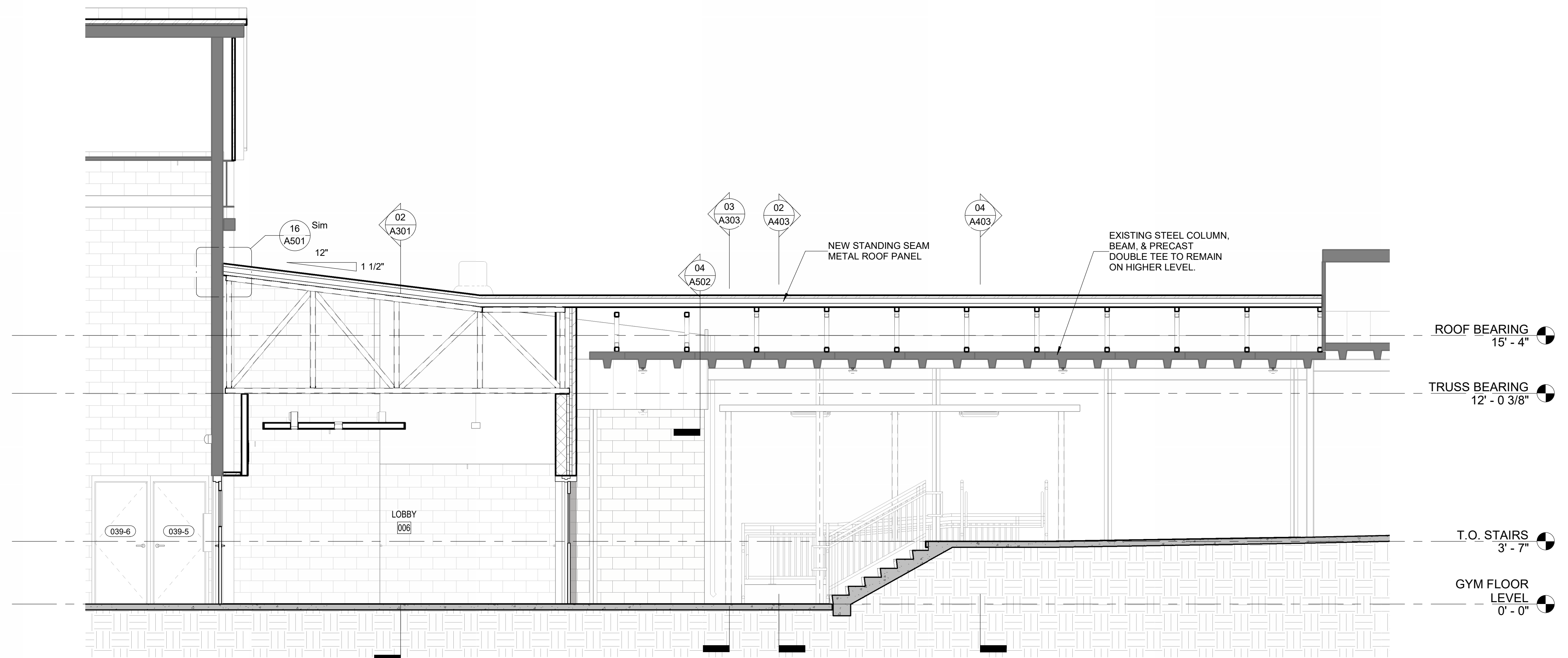
A303



03 SECTION - GYM ENTRY & WALKWAY CANOPY
1/2" = 1'-0"



02 SECTION - GYM LOBBY & JANITOR
1/2" = 1'-0"



01 SECTION - GYM LOBBY
1/4" = 1'-0"



© 2024 All reproduction & intellectual property rights reserved.


FITZGERALD COLLABORATIVE

ATLANTA
1401 PEACHTREE ST NE, SUITE 200
ATLANTA, GA 30309

TALLAHASSEE
850 S. GADSDEN STREET, SUITE 140
TALLAHASSEE, FL 32301

FITZGERALD COLLABORATIVE GROUP, LLC
AA26001957

LCS# 21-23-HKL-222



NO.	DESCRIPTION	DATE

PERMIT DOCUMENTS

CLIENT

LEON COUNTY SCHOOLS

PROJECT TITLE

LCS NIMS MIDDLE SCHOOL

723 W Orange Avenue,
Tallahassee, FL 32310

PROJECT NUMBER

240202

ISSUE DATE

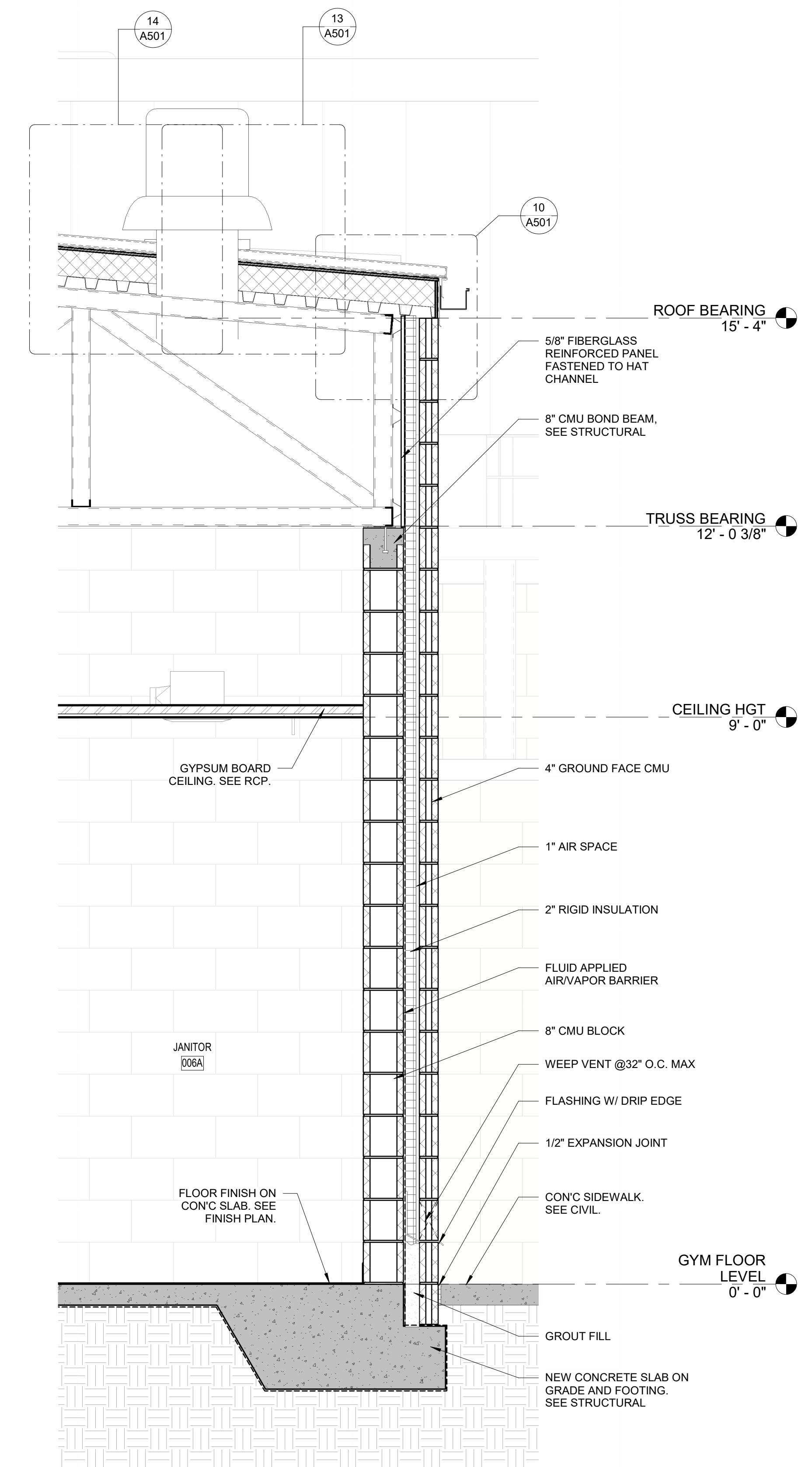
11/11/2024

DRAWING TITLE

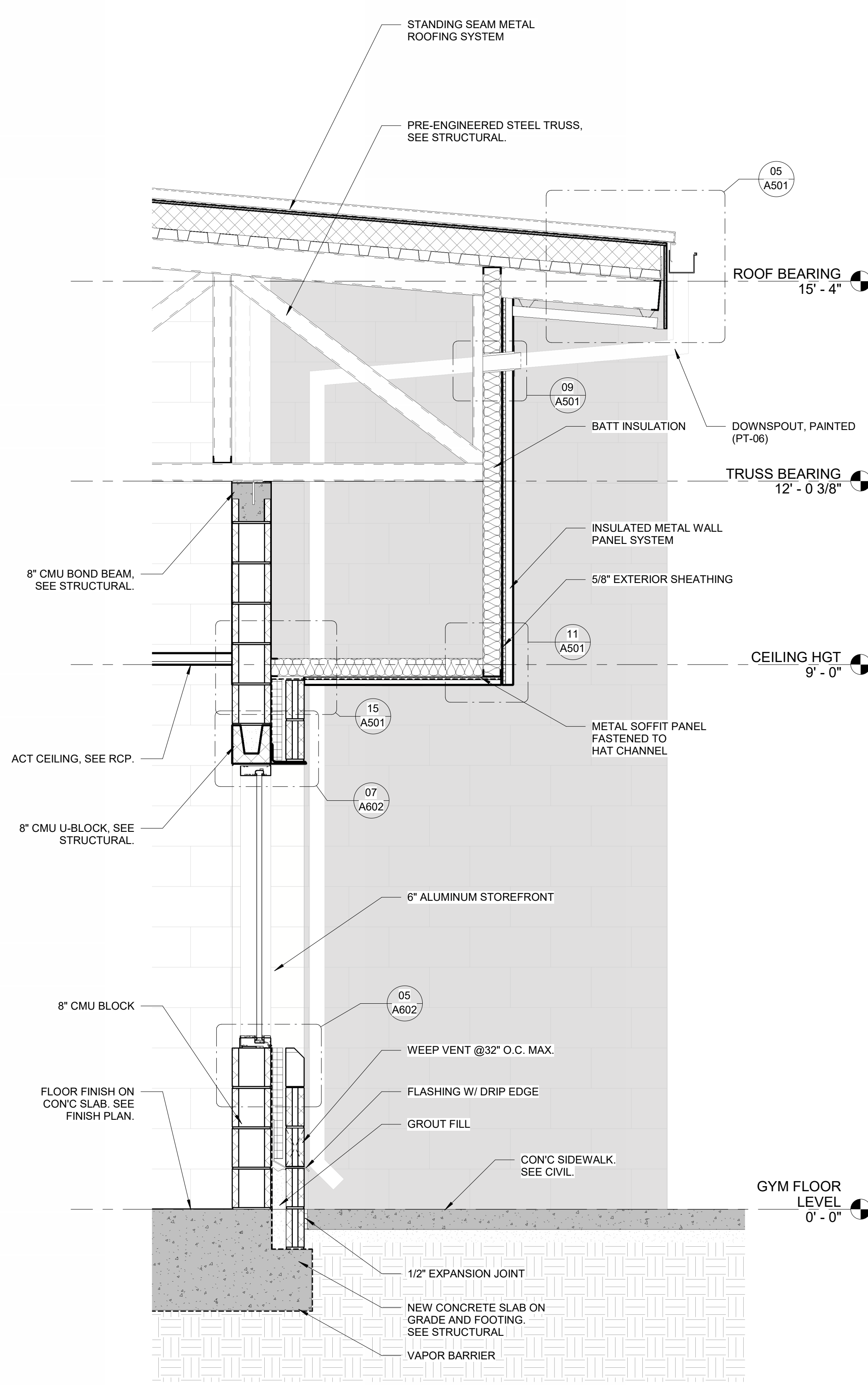
WALL SECTIONS

SHEET NUMBER

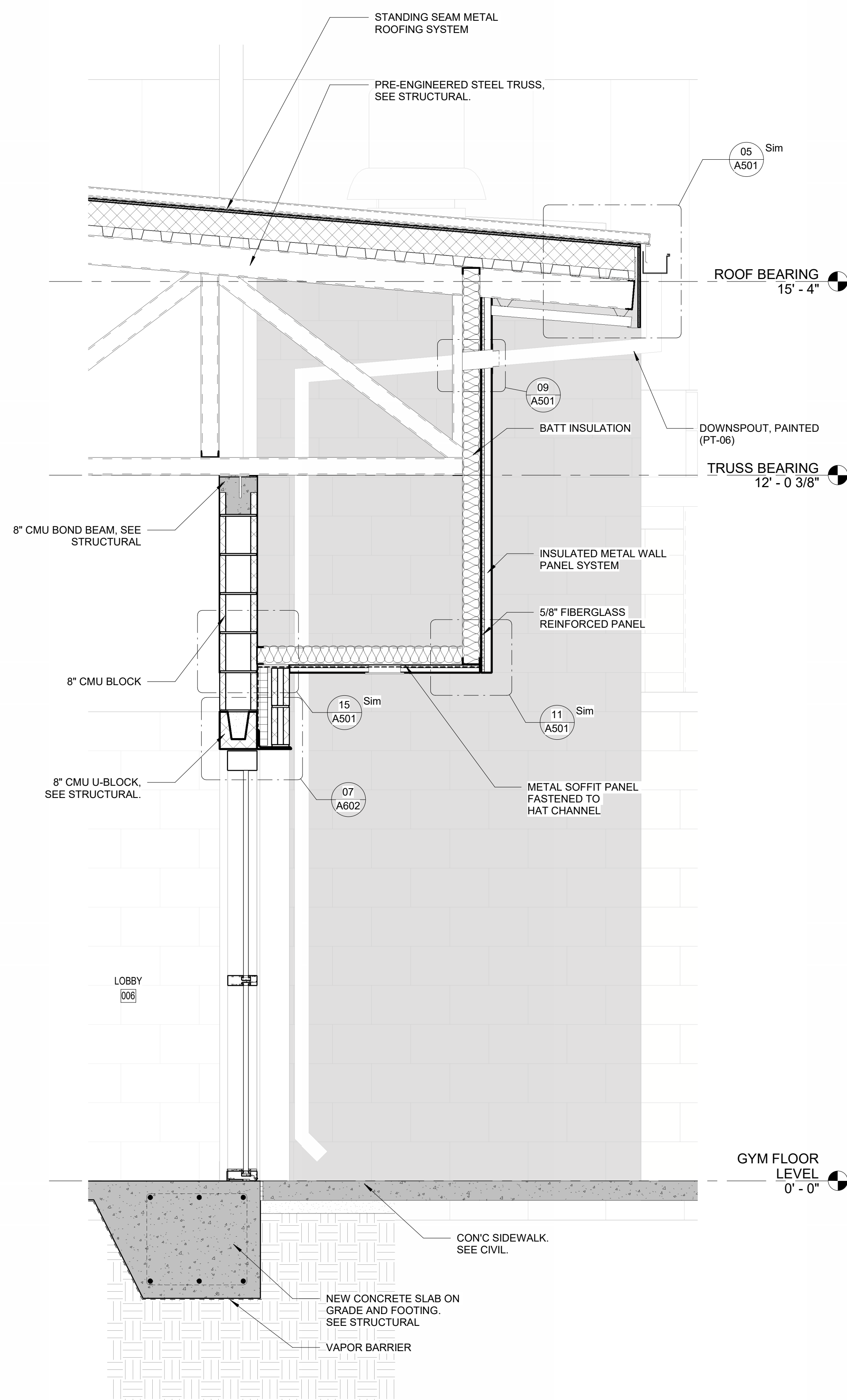
A311



01 WALL SECTION @ JANITOR CLOSET
3/4" = 1'-0"



02 WALL SECTION @ TICKETBOOTH WINDOW
3/4" = 1'-0"



03 WALL SECTION @ LOBBY STOREFRONT
3/4" = 1'-0"

11/14/2024 5:39:05 PM Autodesk Docs/2320204 - LCS Nims Middle School/2320204 NIMS MIDDLE SCHOOL_PHASE 2_ARCH_LV7/232024.rvt



© 2024 All reproduction & intellectual property rights reserved.


FITZGERALD COLLABORATIVE

ATLANTA
1401 PEACHTREE ST NE, SUITE 200
ATLANTA, GA 30309

TALLAHASSEE
850 S. GADSDEN STREET, SUITE 140
TALLAHASSEE, FL 32301

FITZGERALD COLLABORATIVE GROUP, LLC
AA26001957

LCS# 21-23-HKL-222



NO.	DESCRIPTION	DATE

PERMIT DOCUMENTS

NOT RELEASED FOR CONSTRUCTION

CLIENT

LEON COUNTY SCHOOLS

PROJECT TITLE

LCS NIMS MIDDLE SCHOOL

723 W Orange Avenue,
Tallahassee, FL 32310

PROJECT NUMBER

240202

ISSUE DATE

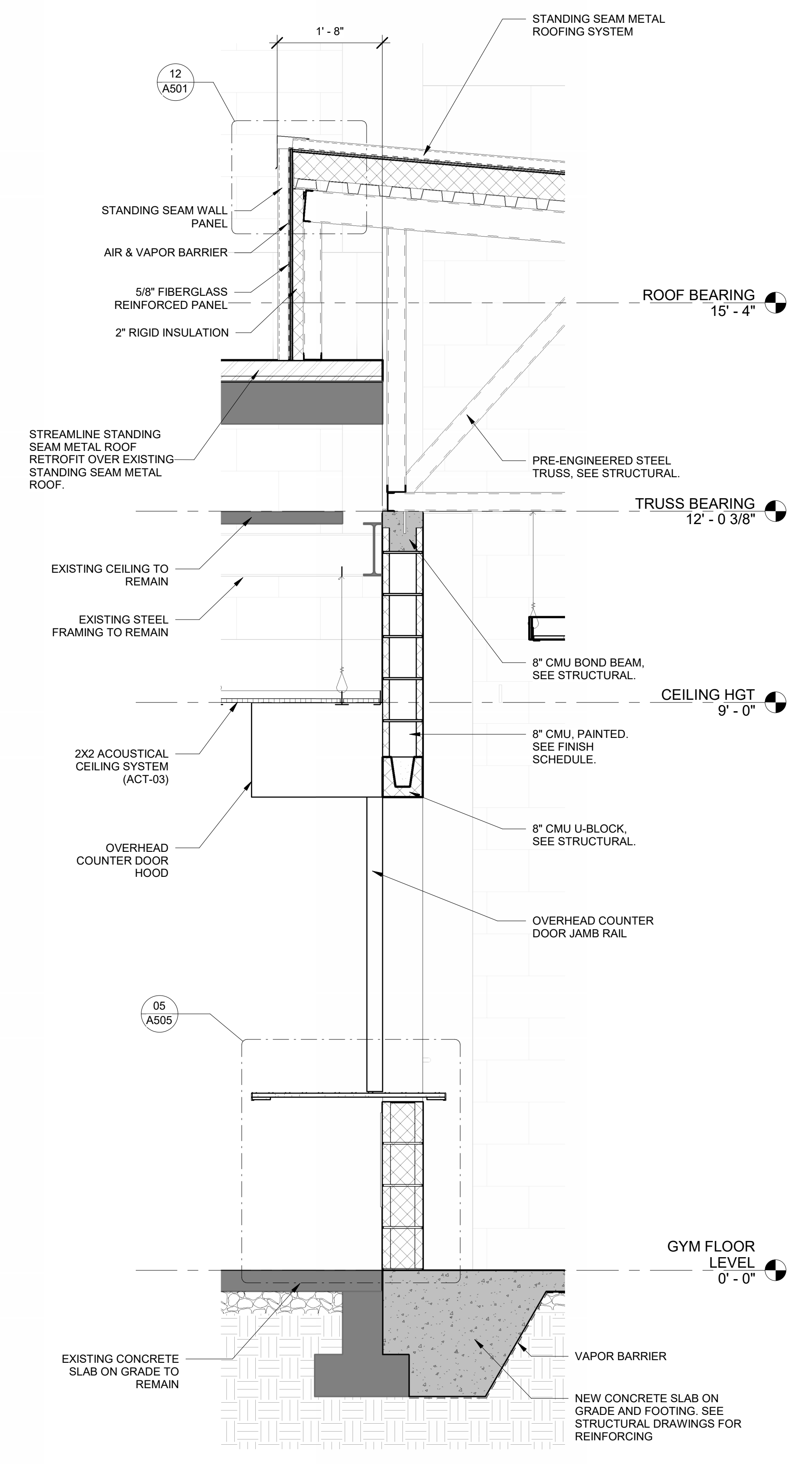
11/11/2024

DRAWING TITLE

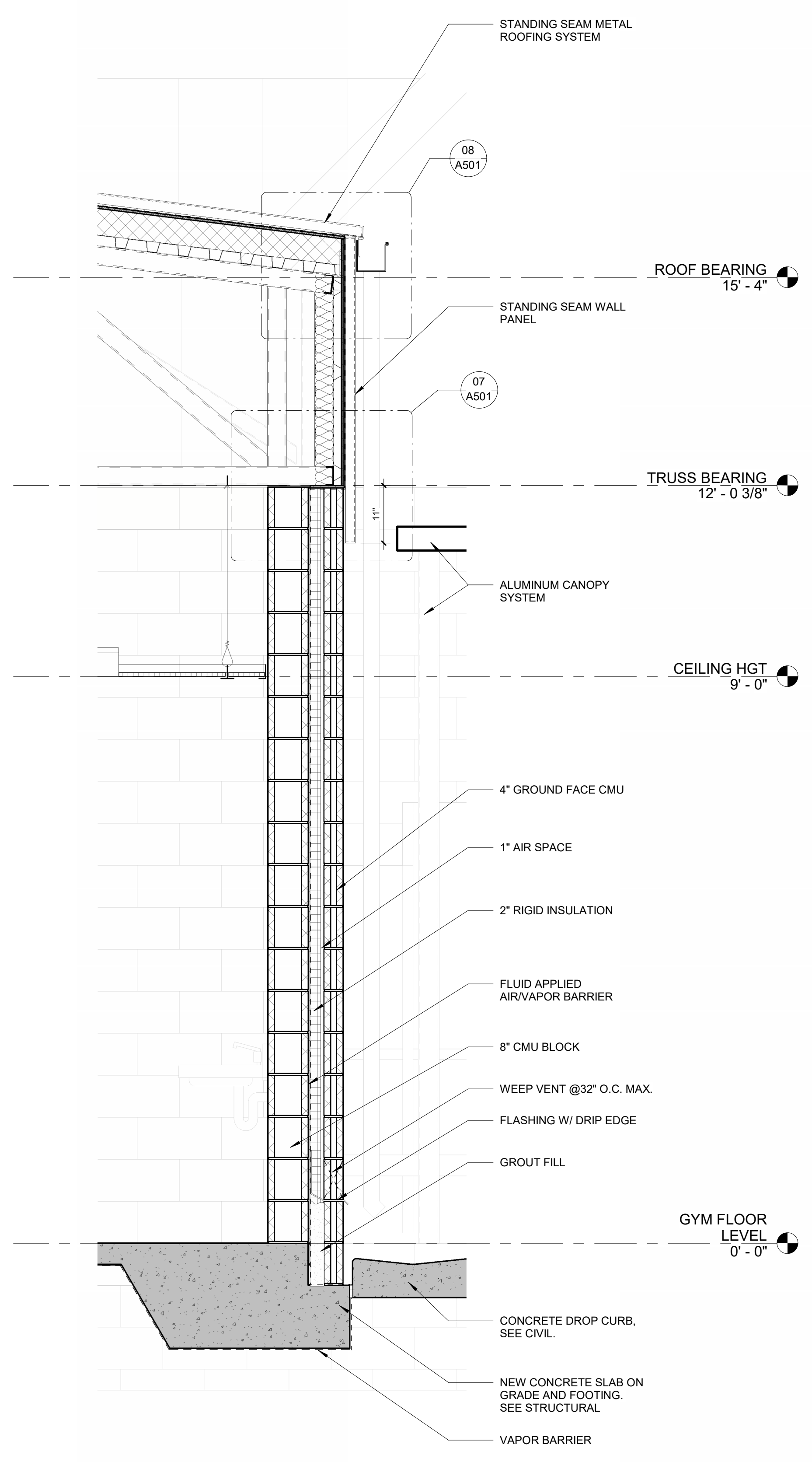
WALL SECTIONS

SHEET NUMBER

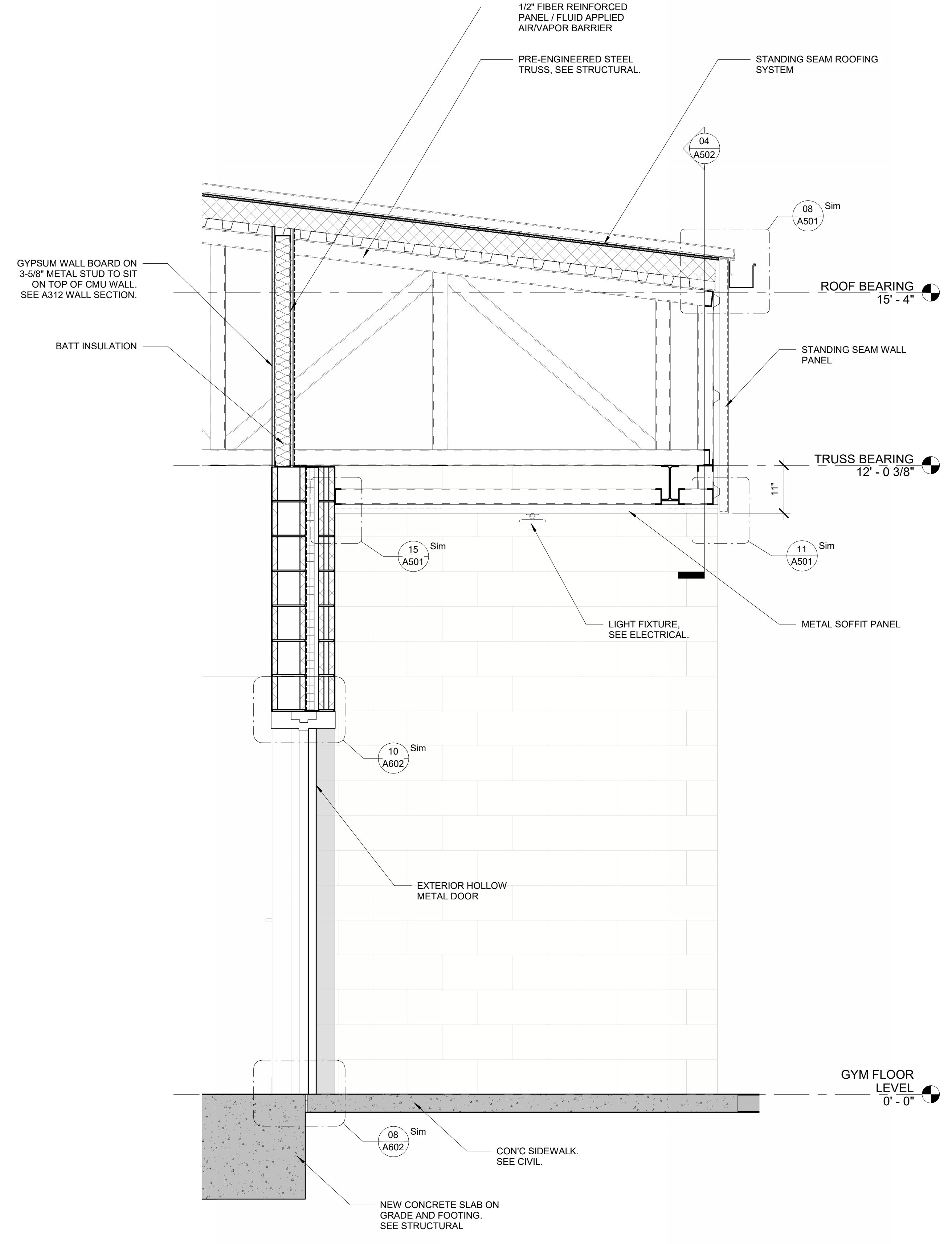
A312



01 WALL SECTION @ CONCESSION COUNTER
3/4" = 1'-0"



02 WALL SECTION @ RESTROOM
3/4" = 1'-0"



03 WALL SECTION @ GYM ENTRANCE
3/4" = 1'-0"

11/14/2024 5:39:12 PM Autodesk Docs/230204 - LCS Nims Middle School/230204 - LCS Nims Middle School/230204 - LCS Nims Middle School_PHASE 2_ARCH_LR/23024.rvt



© 2024 All reproduction & intellectual property rights reserved.

FITZGERALD COLLABORATIVE

ATLANTA
1401 PEACHTREE ST NE, SUITE 200
ATLANTA, GA 30309

TALLAHASSEE
850 S. GADSDEN STREET, SUITE 140
TALLAHASSEE, FL 32301

FITZGERALD COLLABORATIVE GROUP, LLC
AA26001957



NO.	DESCRIPTION	DATE

PERMIT DOCUMENTS

LEON COUNTY SCHOOLS

LCS NIMS MIDDLE SCHOOL

723 W Orange Avenue,
Tallahassee, FL 32310

PROJECT NUMBER
240202

ISSUE DATE
11/11/2024

DRAWING TITLE
ENLARGED PLANS - GYM LOBBY

SHEET NUMBER
A401

LCS#- 21-23-HKL-222

ENLARGED PLAN NOTES

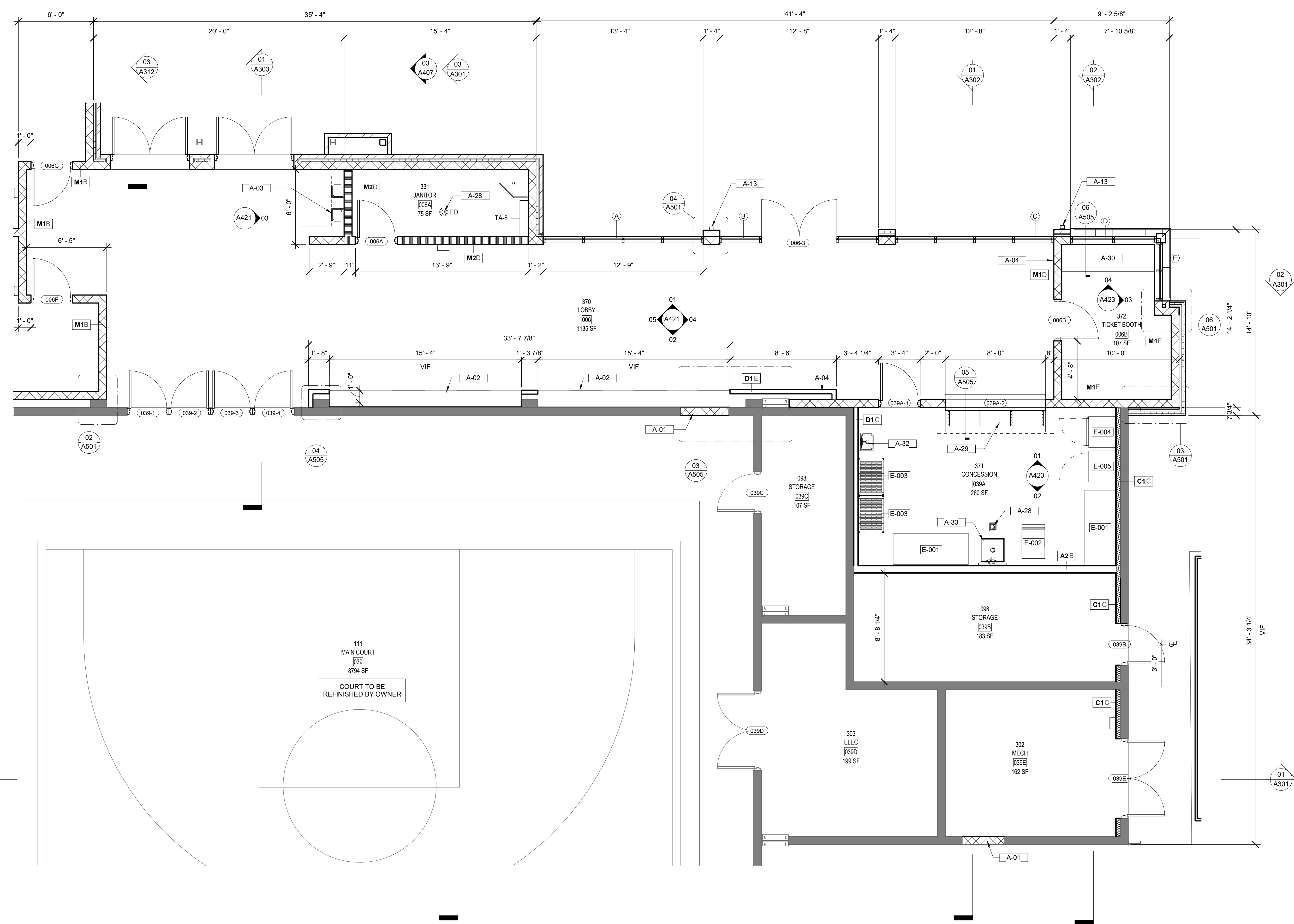
- ALL ACCESSIBLE ENTRANCES SHALL HAVE NO MORE THAN A 2 PERCENT SLOPE FOR A DISTANCE OF 60" PERPENDICULAR TO THE DOOR.
- ALL COMMON USE DOOR THRESHOLDS TO BE ACCESSIBLE. REFER TO TYPICAL DOOR THRESHOLDS.
- COORDINATE WORK WITH MECHANICAL, ELECTRICAL AND PLUMBING DRAWINGS. IF DISCREPANCIES EXIST, OBTAIN CLARIFICATION FROM ARCHITECT PRIOR TO CONSTRUCTION. PANELS, RISERS, AND TELECOM ARE LOCATED ON THE PLANS FOR REFERENCE ONLY.
- AREA CALCULATIONS, REFER TO BUILDING CODE INFORMATION.
- FIRE EXTINGUISHERS ARE TO BE LOCATED ON EVERY FLOOR WITH A MAXIMUM TRAVEL DISTANCE OF 75'-0" AT WALKWAYS. REFER TO SHEET 0100 LIFE SAFETY PLANS FOR FIRE EXTINGUISHER LOCATIONS.
- INTERIOR PARTITION TYPES, REFER TO SHEET G005.
- ALL DIMENSIONS INDICATED ON PLANS ARE SHOWN TO FINISH FACE, UNLESS NOTED OTHERWISE. IT IS THE CONTRACTOR'S RESPONSIBILITY TO CALL SPECIFIC DIMENSION DISCREPANCIES TO THE ATTENTION OF THE ARCHITECT / INTERIOR DESIGNER TO OBTAIN DIMENSION CLARIFICATION AND APPROVAL TO PROCEED WITH WORK.
- ALL RATED PARTITIONS SHALL BE PERMANENTLY IDENTIFIED IN A MANNER ACCEPTABLE TO THE AUTHORITY HAVING JURISDICTION, STENCILING (MIN 2" HIGH) AS EXAMPLE, "FIRE AND SMOKE BARRIER - PROTECT ALL OPENINGS" AND BE PLACED ABOVE THE CEILING OR IN A CONCEALED SPACE.
- DOOR FRAMES SHALL BE LOCATED 4" FROM FACE OF ADJACENT PARTITION TO INSIDE FACE OF JAMB, UNLESS NOTED OTHERWISE.
- WINDOW, STOREFRONT, CURTAIN WALL, AND EXTERIOR DOOR LOCATIONS AND INFORMATION, REFER TO ENLARGED FLOOR PLANS, ELEVATIONS, AND DOOR & WINDOW TYPES.
- CEILING AND SOFFITS LOCATIONS AND HEIGHTS, REFER TO REFLECTED CEILING PLANS.
- PROVIDE REINFORCING BEHIND WALL MOUNTED AND CEILING MOUNTED EQUIPMENT.
- FINISH SCHEDULE AND SURFACE FINISHES, REFER TO SHEET A601.
- ALL POWER, TELEPHONE AND TV OUTLETS TO HAVE COVER PLATES TO MATCH ELECTRICAL AND ADJACENT FINISH. WHITE ON LIGHT SURFACES AND BLACK ON DARK SURFACES.
- ALL OUTLETS ABOVE COUNTERTOPS TO BE INSTALLED HORIZONTALLY.
- SEALANTS AND CAULKING TO MATCH DOMINANT ADJACENT SURFACE IN WHICH THEY OCCUR. PROVIDE SAMPLE. NO VOC SEALANTS TO BE USED PER WELL.
- FURNITURE SHOWN & COUNTED FOR SPACE PLANNING PURPOSES ONLY. ALL FURNITURE TO BE PROVIDED & INSTALLED BY OWNER. ALL PLANS INDICATE TYPICAL CONDITIONS UNLESS OTHERWISE NOTED.

FLOOR PLAN LEGEND

- ANNOTATIONS**
- 101 DOOR TAG, SEE DOOR SCHEDULE
 - A1A PARTITION TYPE TAG, SEE PARTITION TYPES
 - 1 2 3 4 INTERIOR ELEVATIONS
 - A WINDOW TAG, SEE WINDOW TYPES
 - NOT IN SCOPE
 - E-001 EQUIPMENT TAG, SEE EQUIPMENT SCHEDULE
- FIRE RATINGS**
- SMOKE RATED PARTITION

KEYNOTE LEGEND

Key Value	Keynote Text
A-01	INFILL EXISTING OPENING. MATCH EXISTING ADJACENT CONSTRUCTION.
A-02	TROPHY CASE. REFER TO CASEWORK DETAILS.
A-03	DRINKING FOUNTAIN. SALVAGE AND REINSTALL EXISTING DRINKING FOUNTAIN. REFER TO INTERIOR ELEVATIONS.
A-04	CUSTOM DIGITAL PRINT VINYL WALL COVERING. REFER TO FINISH SCHEDULE.
A-13	DOWNSPOUT (PT-06), TYPICAL.
A-28	FLOOR DRAIN. REFER TO PLUMBING FOR DRAIN TYPE. REFER TO FINISH PLAN FOR LOCATION AND SLOPE.
A-29	STAINLESS STEEL COUNTERTOP
A-30	SOLID SURFACE COUNTERTOP
A-32	HANDWASH SINK. REFER TO PLUMBING.
A-33	DEEP COMPARTMENT SINK. REFER TO PLUMBING.



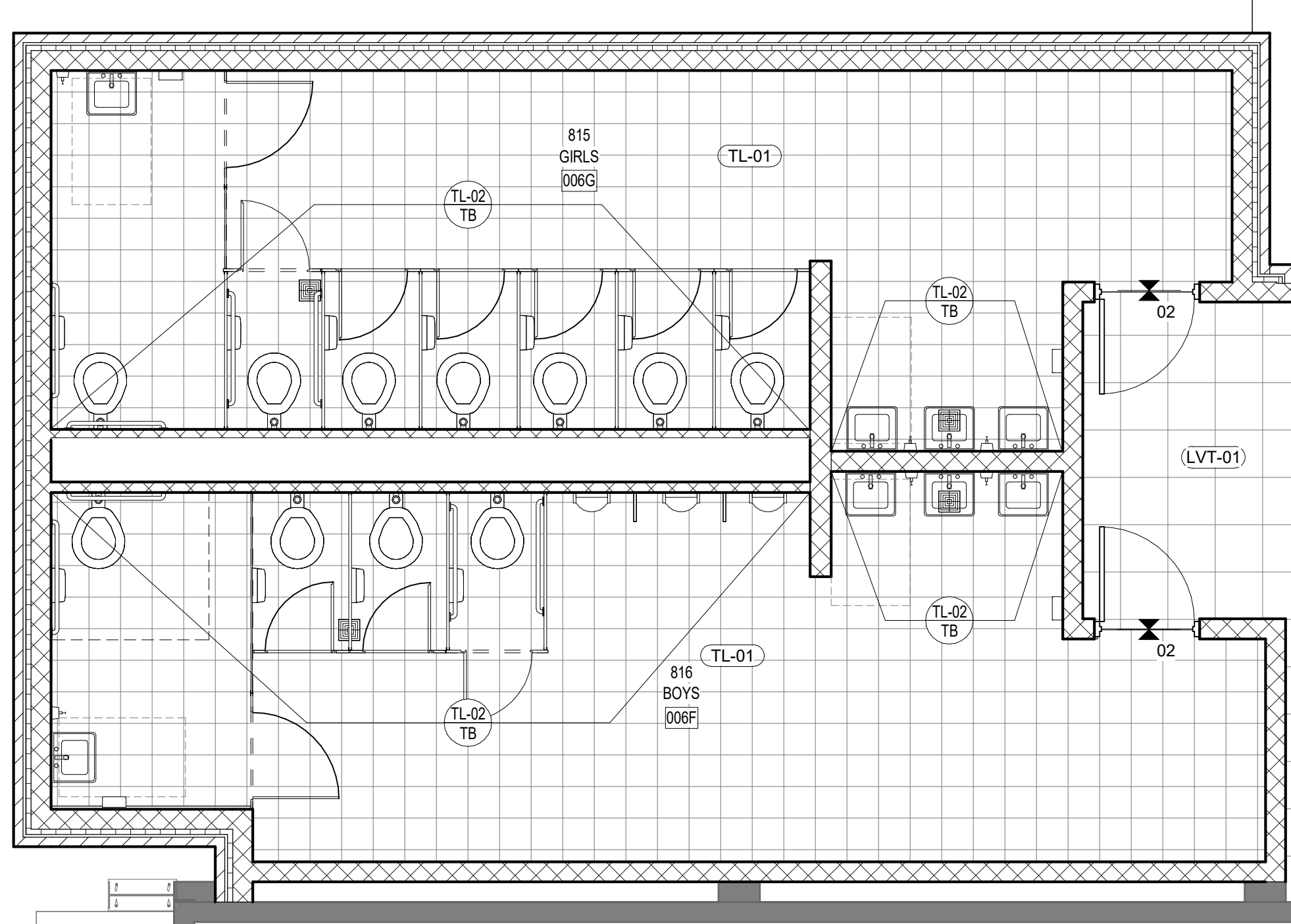
01 ENLARGED PLAN - GYM FLOOR LEVEL - LOBBY
1/4" = 1'-0"

11/14/2024 5:39:15 PM Autodesk Docs/230204 - LCS Nims Middle School/230204 NIMS MIDDLE SCHOOL_PHASE 2_ARCH_LV7/2024.rvt

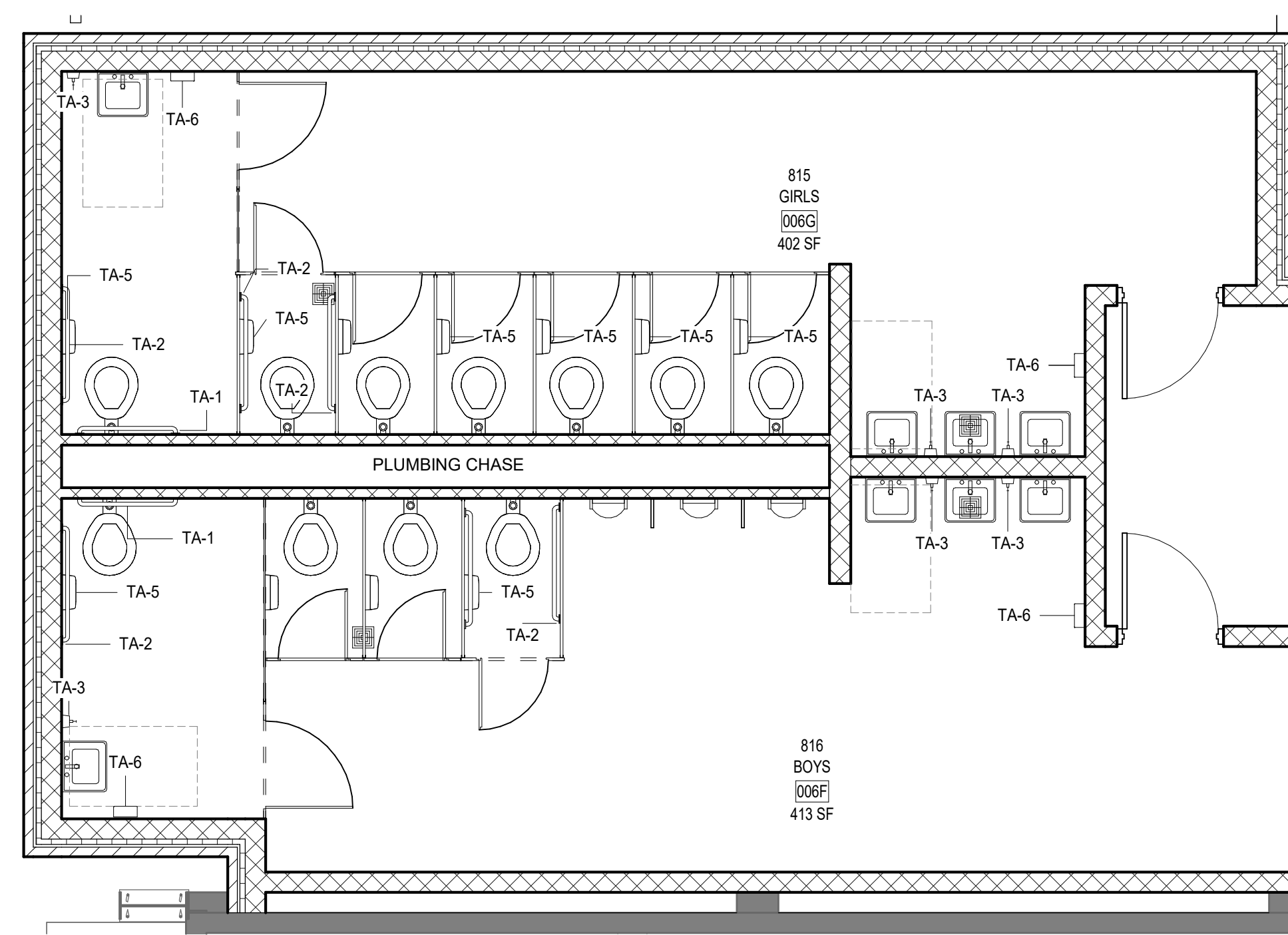
TOILET ACCESSORY SCHEDULE

Tag	Description	Manufacturer / Model	Finish / Color	Material	Comments
TA-1	36" GRAB BAR	BOBRICK / B-6806 x 36	SATIN	STAINLESS STEEL	
TA-2	42" GRAB BAR	BOBRICK / B-6806 x 42	SATIN	STAINLESS STEEL	
TA-3	WALL MOUNTED VERTICAL VALVE LIQUID SOAP DISPENSER	BRADLEY CORPORATION / MODEL 6562	SATIN	STAINLESS STEEL	OFCI
TA-4	18"x36" FIXED MIRROR WITH STAINLESS STEEL FRAME	BOBRICK / B-165 1836	POLISHED	STAINLESS STEEL	
TA-5	SURFACE MOUNTED MULTI-ROLL TOILET TISSUE DISPENSER	TORK / 59TR	SMOKE	PLASTIC	OFCI
TA-6	SURFACE MOUNTED HAND DRYER	EXCEL THIN AIR HAND DRYER / TA-SB	BRUSHED STAINLESS STEEL	STAINLESS STEEL	OFCI
TA-7	UNDER LAVATORY GUARDS	TRUEBRO BY IPS CORPORATION / LAV GUARD 2	CHINA WHITE	SOFT, RESILIENT MOLDED VINYL	
TA-8	JANITOR MOP AND BROOM HOLDER	BOBRICK / B-239 X 34	SATIN	STAINLESS STEEL	

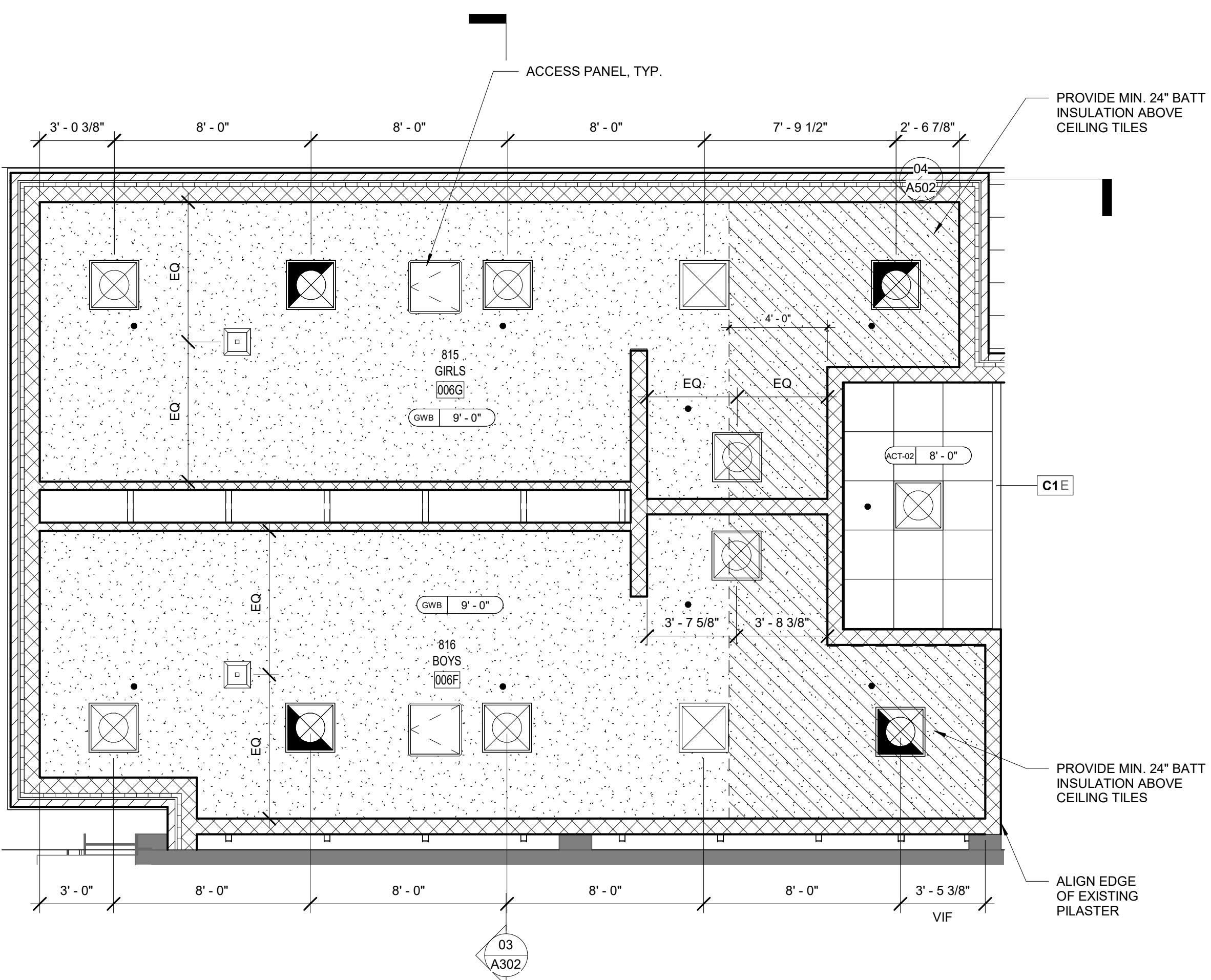
- NOTES:
- GENERAL CONTRACTOR PROVIDE BLOCKING FOR ALL TOILET ACCESSORIES.
 - GENERAL CONTRACTOR WILL BE RESPONSIBLE FOR THE DELIVERY OF ALL OWNER FURNISHED TOILET ACCESSORIES TO THE PROJECT SITE AND THE INSTALLATION.
 - REFER TO G004 ADA CLEARANCES SHEET FOR TYPICAL MOUNTING HEIGHTS.
 - COORDINATE / VERIFY FINAL LOCATION OF WALL MOUNTED DEVICES WITH OWNER.
 - TOILET ACCESSORIES SHALL BE CONTRACTOR FURNISHED AND CONTRACTOR INSTALLED - UNLESS OTHERWISE NOTED.
 - GRAB BARS SHALL BE DESIGNED TO RESIST A SINGLE CONCENTRATED LOAD OF 250 POUNDS APPLIED IN ANY DIRECTION AT ANY POINT ON THE GRAB BAR.



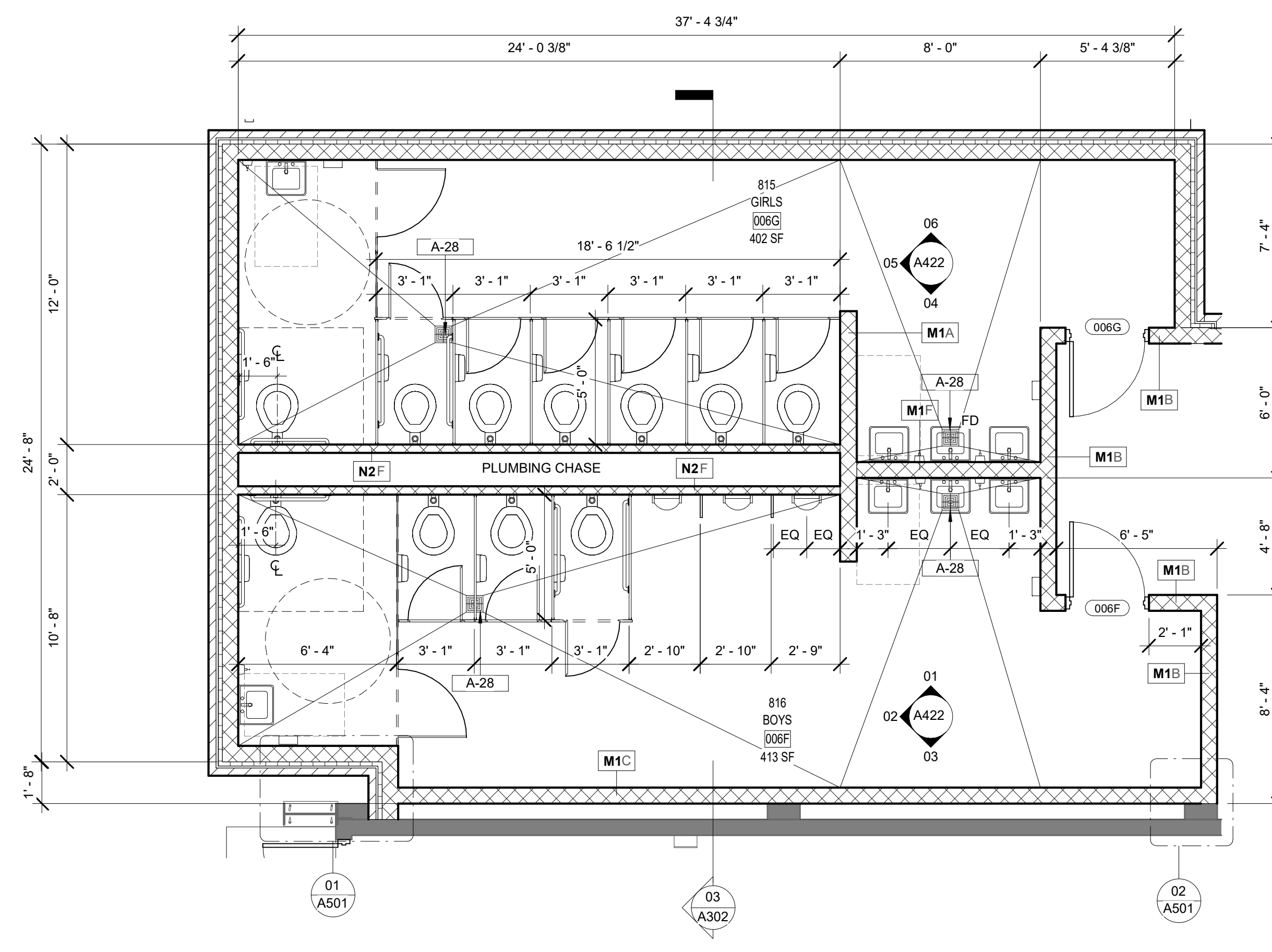
04 ENLARGED FINISH PLAN - RESTROOMS
1/4" = 1'-0"



03 ENLARGED PLAN - GYM FLOOR LEVEL - RESTROOM ACCESSORY PLAN
1/4" = 1'-0"



02 ENLARGED CEILING PLAN - RESTROOMS
1/4" = 1'-0"



01 ENLARGED PLAN - GYM FLOOR LEVEL - RESTROOMS
1/4" = 1'-0"

FLOOR PLAN GENERAL NOTES

- ALL ACCESSIBLE ENTRANCES SHALL HAVE NO MORE THAN A 2 PERCENT SLOPE FOR A DISTANCE OF 60" PERPENDICULAR TO THE DOOR.
- ALL COMMON USE DOOR THRESHOLDS TO BE ACCESSIBLE. REFER TO TYPICAL DOOR THRESHOLDS.
- COORDINATE WORK WITH MECHANICAL, ELECTRICAL AND PLUMBING DRAWINGS. IF DISCREPANCIES EXIST, OBTAIN CLARIFICATION FROM ARCHITECT PRIOR TO CONSTRUCTION. PANELS, RISERS, AND TELECOM ARE LOCATED ON THE PLANS FOR REFERENCE ONLY.
- AREA CALCULATIONS, REFER TO BUILDING CODE INFORMATION.
- FIRE EXTINGUISHERS ARE TO BE LOCATED ON EVERY FLOOR WITH A MAXIMUM TRAVEL DISTANCE OF 75'-0" AT WALKWAYS. REFER TO SHEET G100 LIFE SAFETY PLANS FOR FIRE EXTINGUISHER LOCATIONS.
- INTERIOR PARTITION TYPES, REFER TO SHEET G005.
- ALL DIMENSIONS INDICATED ON PLANS ARE SHOWN TO FINISH FACE, UNLESS NOTED OTHERWISE. IT IS THE CONTRACTOR'S RESPONSIBILITY TO CALL SPECIFIC DIMENSION DISCREPANCIES TO THE ATTENTION OF THE ARCHITECT / INTERIOR DESIGNER TO OBTAIN DIMENSION CLARIFICATION AND APPROVAL TO PROCEED WITH WORK.
- ALL RATED PARTITIONS SHALL BE PERMANENTLY IDENTIFIED IN A MANNER ACCEPTABLE TO THE AUTHORITY HAVING JURISDICTION, STENCILING (MIN 2" HIGH) AS EXAMPLE: "FIRE AND SMOKE BARRIER - PROTECT ALL OPENINGS" AND BE PLACED ABOVE THE CEILING OR IN A CONCEALED SPACE.
- DOOR FRAMES SHALL BE LOCATED 4" FROM FACE OF ADJACENT PARTITION TO INSIDE FACE OF JAMB, UNLESS NOTED OTHERWISE.
- WINDOW, STOREFRONT, CURTAIN WALL, AND EXTERIOR DOOR LOCATIONS AND INFORMATION, REFER TO ENLARGED FLOOR PLANS, ELEVATIONS, AND DOOR & WINDOW TYPES.
- CEILING AND SOFFITS LOCATIONS AND HEIGHTS, REFER TO REFLECTED CEILING PLANS.
- PROVIDE REINFORCING BEHIND WALL MOUNTED AND CEILING MOUNTED EQUIPMENT.
- FINISH SCHEDULE AND SURFACE FINISHES, REFER TO SHEET A001.
- ALL POWER, TELEPHONE AND TV OUTLETS TO HAVE COVER PLATES TO MATCH ELECTRICAL AND ADJACENT FINISH. WHITE ON LIGHT SURFACES AND BLACK ON DARK SURFACES.
- ALL OUTLETS ABOVE COUNTERTOPS TO BE INSTALLED HORIZONTALLY.
- SEALANTS AND CAULKING TO MATCH DOMINANT ADJACENT SURFACE IN WHICH THEY OCCUR. PROVIDE SAMPLE. NO VOC SEALANTS TO BE USED PER WELL.
- CONCESSION EQUIPMENT SHOWN & COUNTED FOR SPACE PLANNING PURPOSES ONLY. ALL CONCESSION EQUIPMENT TO BE PROVIDED & INSTALLED BY CONTRACTOR. ALL PLANS INDICATE TYPICAL CONDITIONS UNLESS OTHERWISE NOTED.

FLOOR PLAN LEGEND

- ANNOTATIONS
- DOOR TAG, SEE DOOR SCHEDULE
 - PARTITION TYPE TAG, SEE PARTITION TYPES
 - INTERIOR ELEVATIONS
 - WINDOW TAG, SEE WINDOW TYPES
 - NOT IN SCOPE
 - EQUIPMENT TAG, SEE EQUIPMENT SCHEDULE
 - SMOKE RATED PARTITION

RCP LEGEND


- MATERIAL
- ACT-01: 2x4 SUSPENDED ACCT CEILING
 - ACT-02: 2x2 ACUSTIC CEILING TILE
 - ACT-03: 2x2 ACUSTIC CEILING TILE - KITCHEN
 - GWB: GYPSUM BOARD CEILING ASSEMBLY
 - OTS: OPEN TO STRUCTURE ABOVE
 - MIS: METAL SOFFIT + INSULATION
- MECHANICAL (SEE MECHANICAL)
- SUPPLY AIR DIFFUSER - SQUARE
 - RETURN AIR DIFFUSER - SQUARE
 - EXHAUST FAN
 - LINEAR AIR DIFFUSER
- LIGHT FIXTURES (SEE ELECTRICAL)
- 2' X 2' RECESSED LED PANEL
 - 2' X 2' RECESSED LED EMERGENCY PANEL
 - 4' LED STRIP FIXTURE
 - 4' RECESSED LED LINEAR FIXTURE
 - 4' RECESSED LED EMERGENCY LINEAR FIXTURE
 - 12' SUSPENDED LED LINEAR FIXTURE
 - 2' SURFACE MOUNTED LED CANOPY FIXTURE
 - SUSPENDED LED SPORTSLIGHTER
 - SUSPENDED LED EMERGENCY SPORTSLIGHTER
 - 2' LED LINEAR FIXTURE
 - 6' RECESSED DOWNLIGHT
- LIFE SAFETY
- EXISTING EXIT SIGN - WALL MOUNTED
 - NEW EXIT SIGN - WALL MOUNTED
- FIRE PROTECTION (SEE FIRE PROTECTION)
- FIRE SPRINKLER HEAD, SEE FIRE PROTECTION



ATLANTA
1401 PEACHTREE ST NE, SUITE 200
ATLANTA, GA 30309

TALLAHASSEE
850 S. GADSDEN STREET, SUITE 140
TALLAHASSEE, FL 32301

FITZGERALD COLLABORATIVE GROUP, LLC
AA26001957



NO.	DESCRIPTION	DATE

PERMIT DOCUMENTS

LEON COUNTY SCHOOLS

LCS NIMS MIDDLE SCHOOL

723 W Orange Avenue, Tallahassee, FL 32310

PROJECT NUMBER

240202

ISSUE DATE

11/11/2024

DRAWING TITLE

ENLARGED PLANS - RESTROOMS

SHEET NUMBER

A402



© 2024 All reproduction & intellectual property rights reserved.


FITZGERALD COLLABORATIVE

ATLANTA
1401 PEACHTREE ST NE, SUITE 200
ATLANTA, GA 30309

TALLAHASSEE
850 S. GADSDEN STREET, SUITE 140
TALLAHASSEE, FL 32301

FITZGERALD COLLABORATIVE GROUP, LLC
AA26001957

LCS# 21-23-HKL-222



NO.	DESCRIPTION	DATE

PERMIT DOCUMENTS

CLIENT

LEON COUNTY SCHOOLS

PROJECT TITLE

LCS NIMS MIDDLE SCHOOL

723 W Orange Avenue,
Tallahassee, FL 32310

PROJECT NUMBER

240202

ISSUE DATE

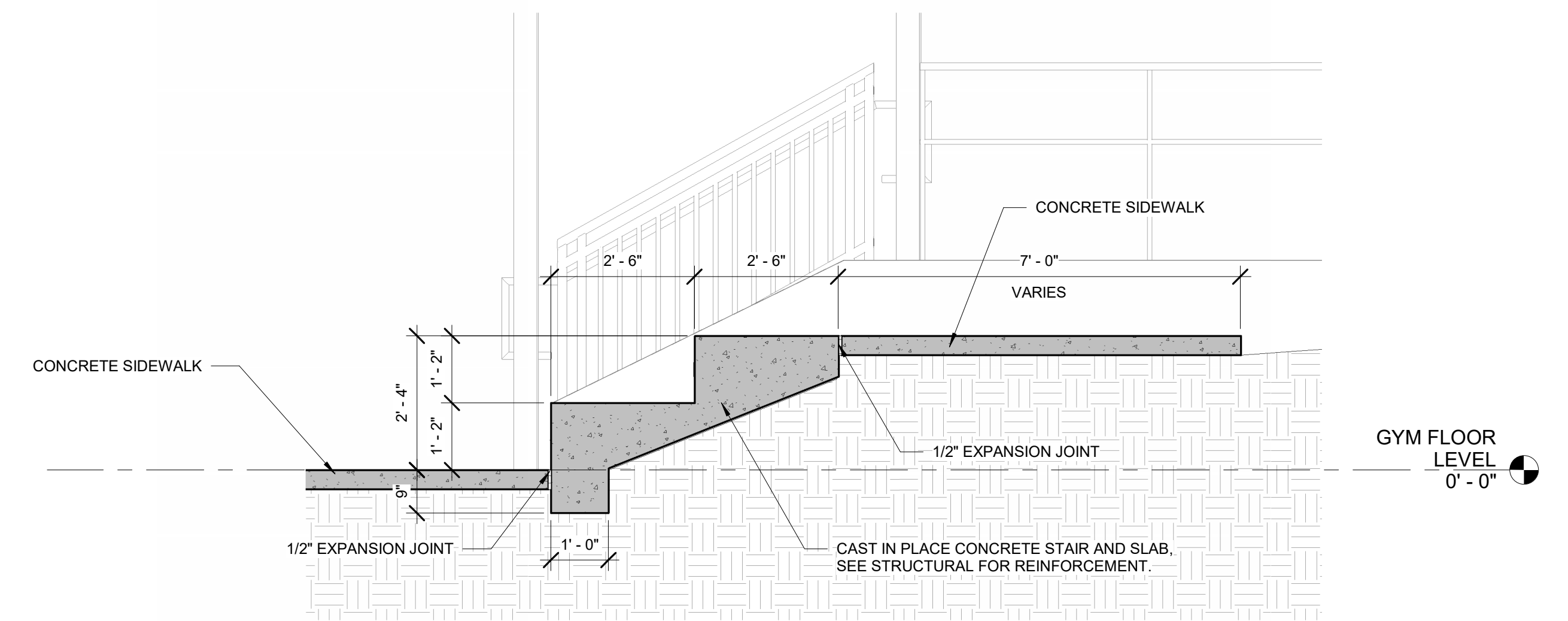
11/11/2024

DRAWING TITLE

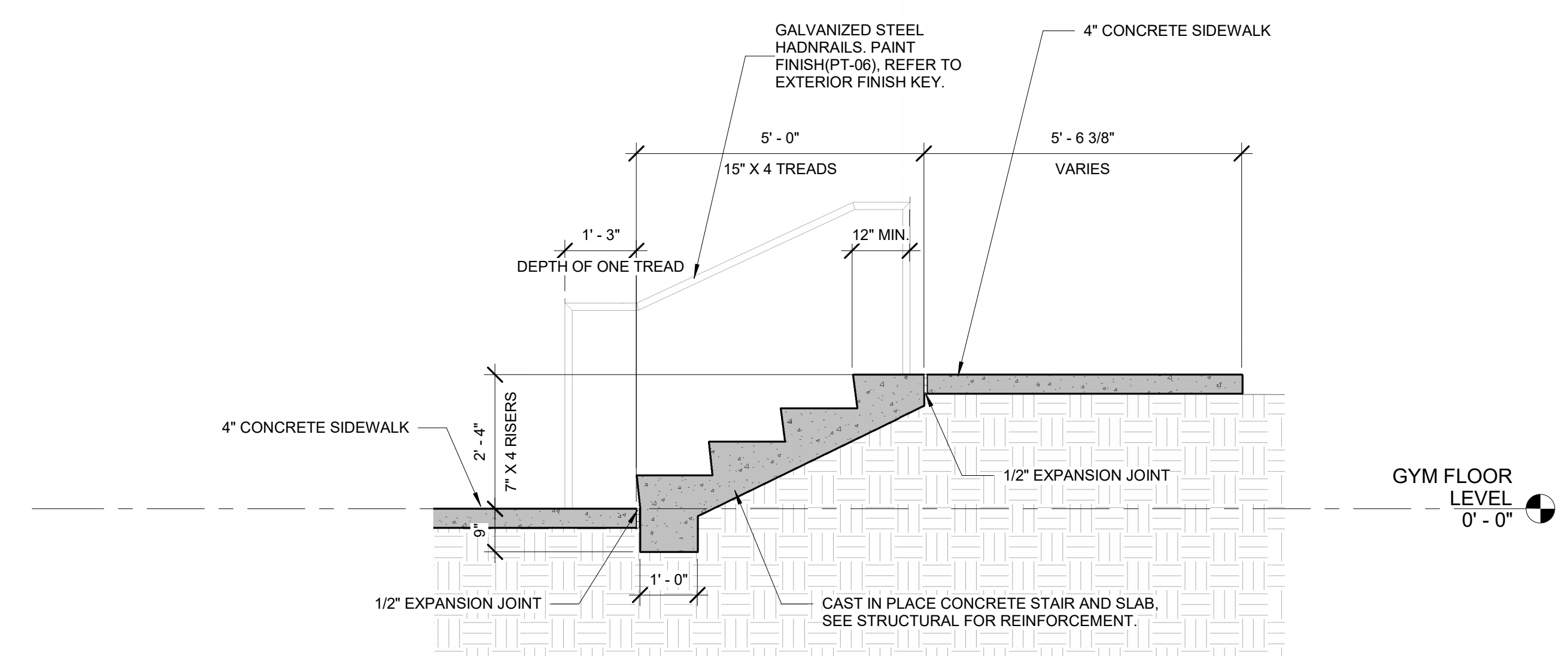
SECTIONS & DETAILS - STAIR, RAMP & OUTDOOR SEATING

SHEET NUMBER

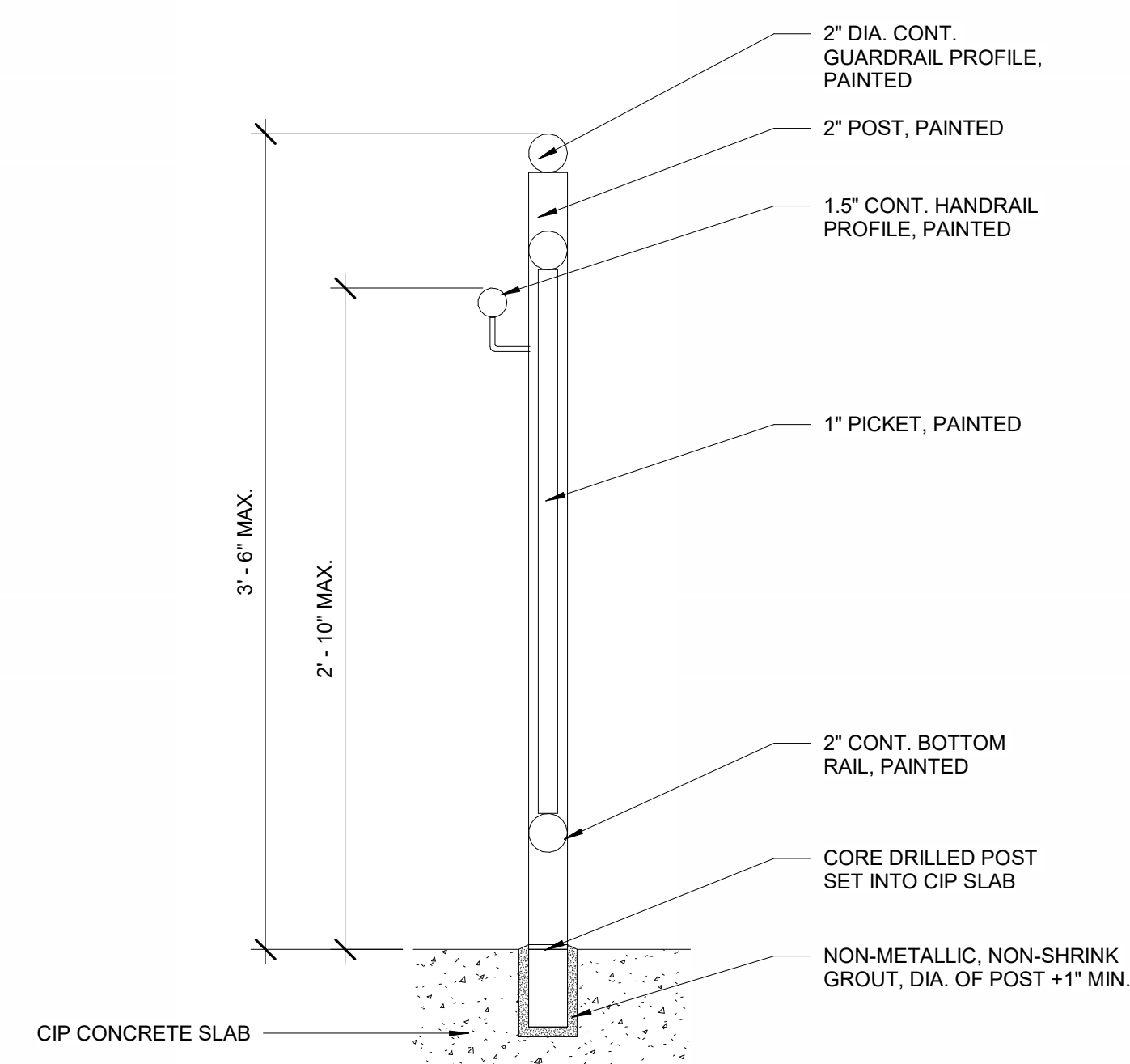
A404



02 OUTDOOR SEATING SECTION
1/2" = 1'-0"



01 STAIR SECTION @ OUTDOOR SEATING
1/2" = 1'-0"



03 TYPICAL DETAIL - GUARD & HADNRAILS
1 1/2" = 1'-0"




© 2024 All reproduction & intellectual property rights reserved.

FITZGERALD COLLABORATIVE

ATLANTA
1401 PEACHTREE ST NE, SUITE 200
ATLANTA, GA 30309

TALLAHASSEE
850 S. GADSDEN STREET, SUITE 140
TALLAHASSEE, FL 32301

FITZGERALD COLLABORATIVE GROUP, LLC
AA26001957



NO.	DESCRIPTION	DATE

PERMIT DOCUMENTS

CLIENT
LEON COUNTY SCHOOLS

PROJECT TITLE
LCS NIMS MIDDLE SCHOOL

723 W Orange Avenue,
Tallahassee, FL 32310

PROJECT NUMBER
240202

ISSUE DATE
11/11/2024

DRAWING TITLE

ENLARGED REFLECTED CEILING PLANS

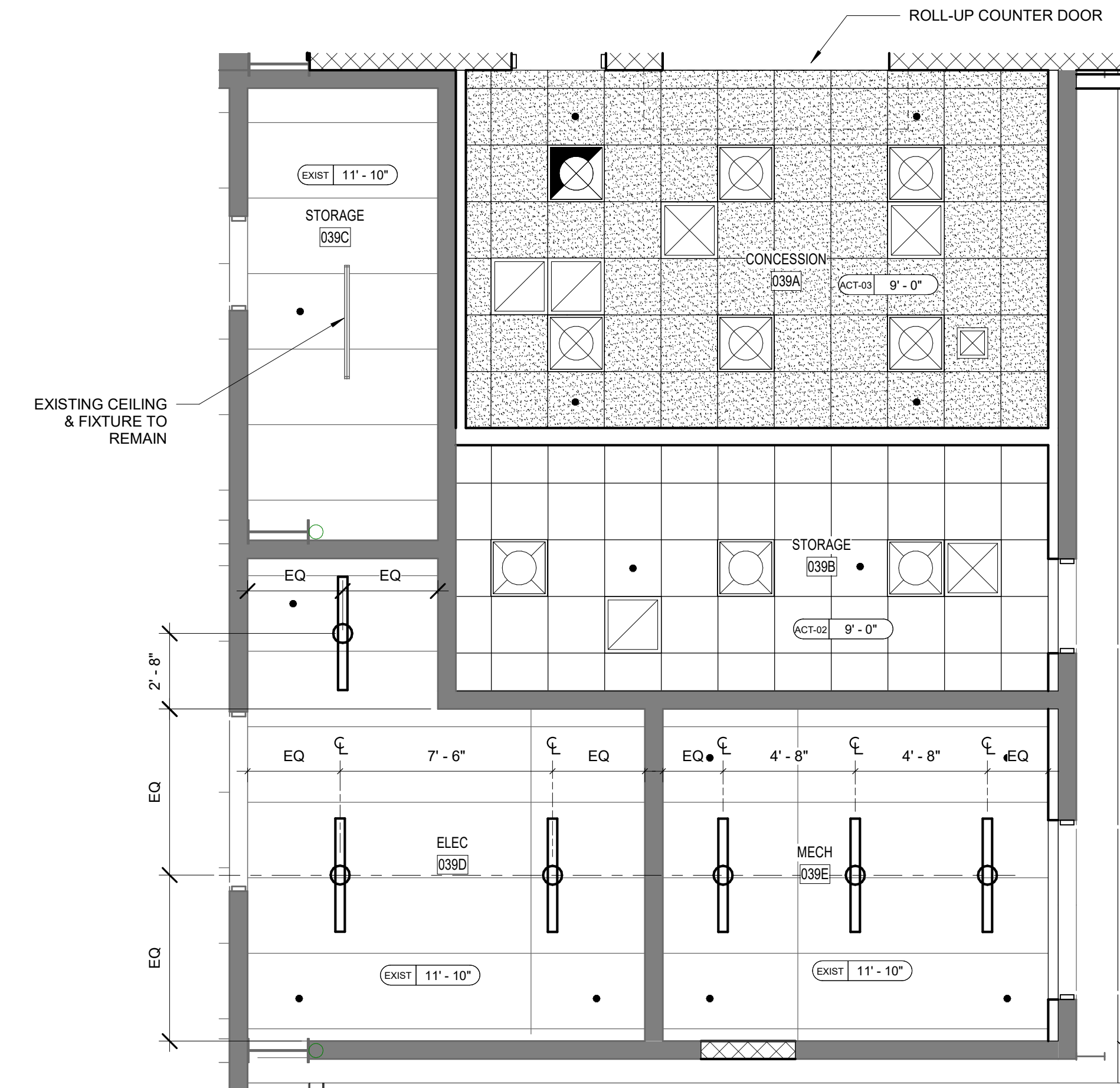
SHEET NUMBER
A405

ENLARGED RCP GENERAL NOTES

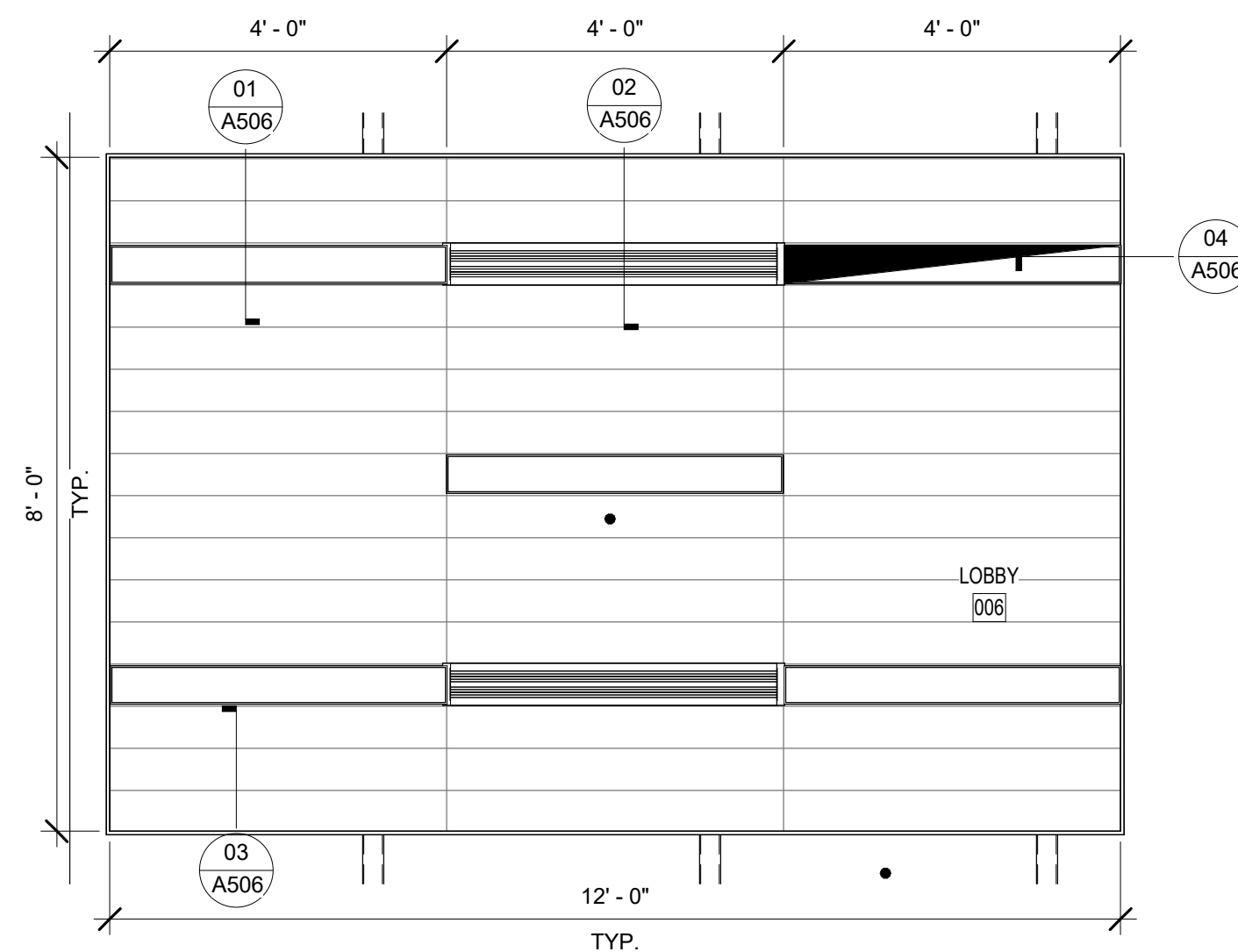
- ALL CEILING SURFACES SHALL BE RESTORED TO UNIFORM FINISH APPEARANCE FOLLOWING ANY CUTTING AND PATCHING REQUIRED.
- NOTIFY ARCHITECT OF ANY DISCREPANCIES BETWEEN ARCHITECTURAL MEPF DRAWINGS AND OBTAIN CLARIFICATION BEFORE COMMENCING CONSTRUCTION.
- LOCATE CEILING PENETRATIONS, SUCH AS AIR DIFFUSERS, GRILLES, LIGHT FIXTURES, ETC. AS SHOWN ON ARCHITECTURAL REFLECTED CEILING PLANS. WHERE DISCREPANCIES IN LOCATION OCCUR, THE ARCHITECTURAL PLAN SHALL GOVERN. NOTIFY ARCHITECT OF ANY DISCREPANCIES FOR CLARIFICATION.
- ALL CEILING GRILLES TO BE FINISHED TO MATCH THE COLOR OF ADJACENT WALL OR CEILING. FINISH HVAC DIFFUSERS TO MATCH ADJACENT FINISH, UNLESS OTHERWISE NOTED.
- THESE DRAWINGS REPRESENT LIGHTING LOCATIONS, TYPES, AND QUANTITIES ONLY AND ARE NOT INTENDED TO DICTATE NUMBERS OF FIXTURES ON A CIRCUIT. REFERENCE ELECTRICAL SUBCONTRACTOR'S DRAWINGS FOR CIRCUITING LAYOUTS. REFERENCE HVAC ENGINEERS DRAWINGS FOR HVAC REQUIREMENTS AND GRILLE/ DIFFUSER LAYOUTS.
- CONTRACTOR TO SUBMIT CUT SHEETS AND TECHNICAL DATA ON ALL LIGHT FIXTURES SPECIFIED TO ARCHITECT PRIOR TO PURCHASE. REPLACEMENT OF LIGHT FIXTURES NOT SUBMITTED TO AND APPROVED BY ARCHITECT SHALL BE CONTRACTOR'S EXPENSE.
- ALL RECESSED OR SURFACE MOUNTED FIXTURES SHALL BE LOCATED IN THE CENTER OF CEILING TILES, UNLESS NOTED OTHERWISE.
- ALL SIMILAR FIXTURES SHALL HAVE THE SAME LAMP TYPE, BRAND, WATTAGE, AND COLOR. ALL FLUORESCENT LAMPS SHALL BE BUILDING STANDARD.
- TWO OR MORE LIGHT SWITCHES IN THE SAME LOCATION SHALL BE GANGED TOGETHER WITH ONE COMMON COVER PLATE, UNLESS NOTED OTHERWISE. DISTANCE BETWEEN TWO OUTLET PLATES INSTALLED SIDE BY SIDE SHALL NEVER EXCEED 6".
- ALL NEW EQUIPMENT, MECHANICAL, ELECTRICAL, AND PLUMBING EQUIPMENT SHALL BE FREE OF DEFECTS. ANY DAMAGED OR DEFECTIVE EQUIPMENT, WHETHER BUILDING STANDARD OR SPECIAL ORDER, SHALL BE REPLACED.
- CONTRACTOR SHALL ENSURE THAT LENSES IN LIGHTING FIXTURES ARE LEFT CLEAN AND FREE OF DUST, DIRT, AND SMUDGES. PLASTIC LABELS SHALL BE REMOVED FROM FIXTURES AT PROJECT COMPLETION.
- EXIT SIGNS WITH DIRECTIONAL ARROWS SHALL BE PROVIDED WHERE NECESSARY TO MEET ALL APPLICABLE CODES. SEE REFLECTED CEILING PLANS FOR LOCATIONS. EXIT SIGNS SHALL BE WIRED TO THE EMERGENCY GENERATOR. IN THE EVENT THAT A GENERATOR IS NOT AVAILABLE, CONTRACTOR SHALL PROVIDE ALL EMERGENCY FIXTURES WITH BATTERY PACKS.
- EMERGENCY EGRESS LIGHTING SHALL BE LOCATED TO MEET ALL APPLICABLE CODES AND SHALL BE WIRED TO BUILDING EMERGENCY CIRCUIT OR EQUIPPED WITH A BATTERY PACK. REFER TO THE SUBCONTRACTOR OR ENGINEER'S DRAWINGS FOR LOCATIONS. EMERGENCY FIXTURES TO BE PLACED SO THAT THE PATH OF EXIT TRAVEL IS ILLUMINATED CONTINUOUSLY AT LEVEL OF NO LESS THAN 1 FOOT CANDLE WHEN MEASURED AT ANY GIVEN POINT ON FLOOR LEVEL AT PATH OF EXIT ACCESS.
- WHEN A FIXTURE MUST SPLIT THE GRID IN ORDER TO CENTER ON WALL OR ARCHITECTURAL ELEMENT, CONTRACTOR SHALL COORDINATE AND PROVIDE SPECIAL FRAMING AS REQUIRED IN ORDER TO CENTER LIGHT FIXTURES. NOTIFY DESIGNER OF ANY CONFLICTS OR QUESTIONS.
- WHERE ELECTRICAL WORK IS SPECIFIED IN CONJUNCTION WITH CABINET WORK, LAMPS AND FIXTURES SHALL BE PROVIDED BY THE G.C. CUT-OUTS FOR SWITCHES, OUTLETS, ETC. AS REQUIRED BY THE CABINET CONTRACTOR. SHALL BE COORDINATED WITH THE ELECTRICAL CONTRACTOR, U.N.O.
- STRUCTURAL STEEL AT EXPOSED CONDITIONS NOT SHOWN FOR CLARITY.

ENLARGED RCP LEGEND

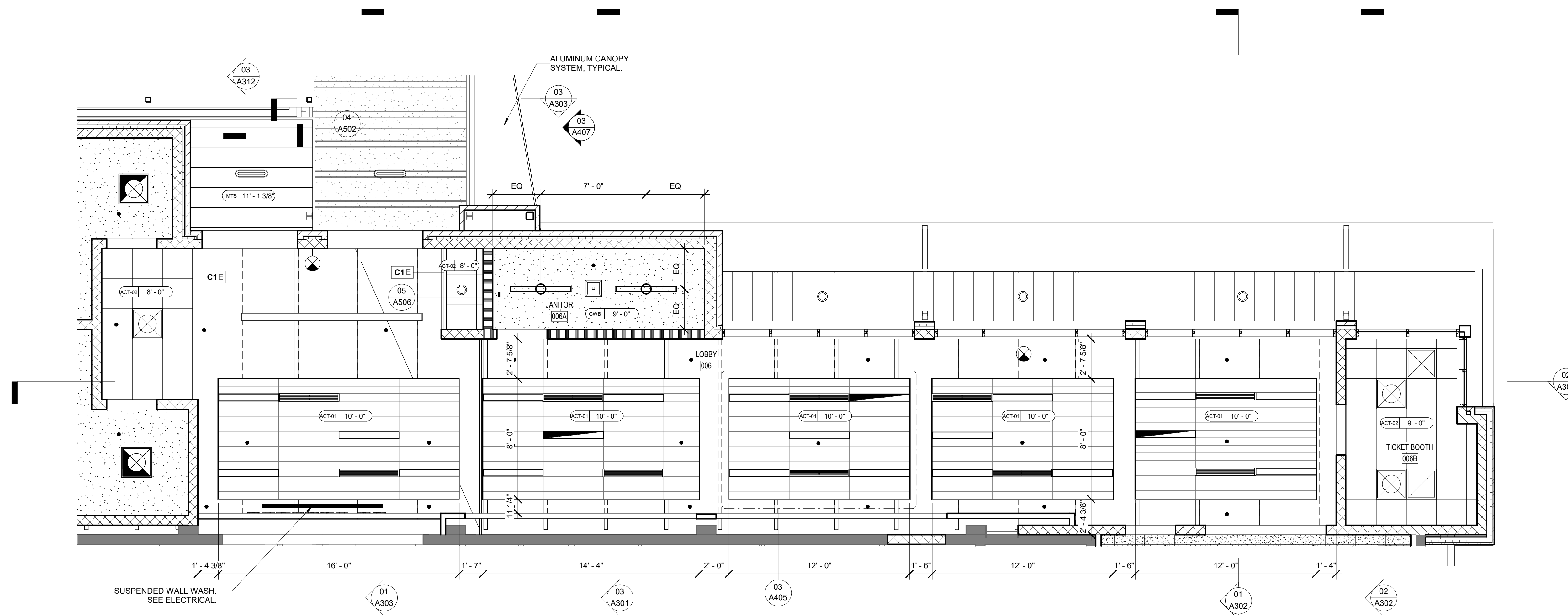
MATERIAL	MECHANICAL	LIGHT FIXTURES	LIFE SAFETY
[Symbol] ACT 1: 2X2' ACOUSTIC CEILING TILE	[Symbol] SUPPLY AIR DIFFUSER - SQUARE	[Symbol] 2' X 2' RECESSED LED PANEL	[Symbol] EXISTING EXIT SIGN - WALL MOUNTED
[Symbol] ACT 2: 2X2' ACOUSTIC CEILING TILE	[Symbol] RETURN AIR DIFFUSER - SQUARE	[Symbol] 2' X 2' RECESSED LED EMERGENCY PANEL	
[Symbol] ACT 3: 2X4' ACOUSTIC CEILING TILE	[Symbol] EXHAUST FAN	[Symbol] 4' LED STRIP FIXTURE	
[Symbol] GWB: GYPSUM BOARD CEILING ASSEMBLY	[Symbol] LINEAR AIR DIFFUSER	[Symbol] 4' RECESSED LED LINEAR FIXTURE	
[Symbol] OTS: OPEN TO STRUCTURE ABOVE		[Symbol] 12' SUSPENDED LED LINEAR FIXTURE	
[Symbol] MTS: METAL SOFFIT + INSULATION		[Symbol] 2' SURFACE MOUNTED LED CANOPY FIXTURE	
[Symbol] EXISTING CEILING - TECTUM		[Symbol] SUSPENDED LED SPORTSLIGHTER	



02 ENLARGED REFLECTED CEILING PLAN - CONCESSION
1/4" = 1'-0"



03 ENLARGED RCP - TYPICAL SUSPENDED CEILING AT LOBBY
1/2" = 1'-0"



01 ENLARGED REFLECTED CEILING PLAN
1/4" = 1'-0"


FINISH PLAN GENERAL NOTES

- NO SUBSTITUTIONS OF MATERIALS SHALL BE ACCEPTED WITHOUT ARCHITECT'S WRITTEN APPROVAL.
- REFER TO ELEVATIONS FOR ADDITIONAL FINISH INFORMATION.
 - ALL WALLS IN SCOPE TO BE PT-1, UNO.
 - CONTRACTOR SHALL EXAMINE JOB SITE PRIOR TO BEGINNING INSTALLATION OF FINISHES. AND NOTIFY ARCHITECT OF ANY EXISTING CONDITIONS WHICH DO NOT MATCH THOSE SHOWN ON THE DRAWING AND ALTER THE FINISH APPLICATION AS DESIGNATED.
 - CONTRACTOR SHALL INSTALL ALL PAINT, WALL COVERING, FLOOR COVERING, AND OTHER FINISH MATERIALS IN ACCORDANCE WITH MANUFACTURERS' WRITTEN INSTRUCTIONS.
 - ALL SURFACES RECEIVING NEW FLOORING OR WALL FINISHES SHALL BE SMOOTH EVEN AND FREE OF DEFECTS. SURFACES NOT MEETING SUBSTRATE CONDITIONS SHALL BE REPAIRED. PROVIDE LEVEL 4 FINISH AT PARTITIONS TO RECEIVE PAINT AND / OR WALL COVERING.
 - ALL INTERIOR DOORS SHALL BE BUILDING STANDARD, UNLESS NOTED OTHERWISE IN PROJECT DOCUMENTS. CONTRACTOR TO MATCH BUILDING STANDARD FINISH.
 - ALL MISCELLANEOUS GRILLES, FIRE EXTINGUISHER CABINETS, PLATES, ETC. SHALL BE PAINTED IN A SEMI-GLOSS FINISH TO MATCH THE COLOR OF THE SURFACES ON WHICH THEY OCCUR.
 - ALL PAINT SURFACES SHALL RECEIVE A MINIMUM OF ONE PRIME COAT AND TWO FINISH COATS. PRIME ALL SURFACES ACCORDING TO THE MANUFACTURERS' WRITTEN INSTRUCTION. THE NUMBER OF COATS SPECIFIED IS THE MINIMUM NUMBER REQUIRED. APPLY ADDITIONAL COATS WHEN UNDERCOATS OR OTHER CONDITIONS SHOW THROUGH FINAL COAT OF PAINT UNTIL PAINT FILM IS OF UNIFORM FINISH, COLOR AND APPEARANCE.
 - CONTRACTOR SHALL PAINT UNDERSIDE OF SOFFITS THE SAME COLOR AS FACE OF SOFFIT, UNLESS NOTED OTHERWISE.
 - PAINT / WALL COVERING CONTRACTOR SHALL SUBMIT (3) THREE 12" X 12" SAMPLES OF EACH SPECIFIED FINISH SHOWING COLOR AND FINISH TO ARCHITECT FOR APPROVAL.
 - ALL PAINTS AND COATINGS APPLIED ON-SITE SHALL MEET THE LIMITATIONS AND RESTRICTIONS CONCERNING CHEMICAL COMPONENTS SET BY THE FOLLOWING STANDARDS: TOPCOAT PAINTS - GREEN SEAL STANDARD GS-11, PAINTS, FIRST EDITION, MAY 29 1993; ANTI-CORROSIVE AND ANTI-RUST PAINTS- GREEN SEAL STANDARD GS-03, ANTI-CORROSIVE PAINTS SECOND EDITION, JANUARY 7, 1997. FOR APPLICATIONS ON FERROUS METAL SUBSTRATES. ALL OTHER ARCHITECTURAL COATINGS, PRIMERS AND UNDERCOATS - SOUTH COAST AIR QUALITY MANAGEMENT DISTRICT (SCAQM) RULE 1113 ARCHITECTURAL COATINGS, RULES IN EFFECT ON JANUARY 1, 2004.
 - BUTT RESILIENT TILES TIGHTLY TO ADJACENT VERTICAL SURFACES. THRESHOLDS, NOSINGS, AND EDGINGS: SCRIBE AROUND OBSTRUCTION, EXTEND TILES INTO TO SPACES, DOOR REVEALS, CLOSETS AND SIMILAR OPENINGS. ASSUME ANY PATTERN SHOWN ON FINISH PLAN TO CONTINUE IN THE INDICATED MANNER UNDER ANY FREE STANDING EQUIPMENT.
 - CONTRACTOR SHALL INSTALL RESILIENT TILES WHERE PATTERN/GRAIN RUNS THE SAME DIRECTION. MATCH TILES FOR PATTERN AND COLOR BY USING TILES FROM CARTONS IN SAME SEQUENCE AS MANUFACTURED AND PACKAGED.
 - CONTRACTOR SHALL INSTALL RESILIENT BASE IN ACCORDANCE WITH MANUFACTURERS' RECOMMENDATIONS. PROVIDE TIGHTLOCK BOTTOM EDGE BASE IN ALL AREAS, UNLESS OTHERWISE DESIGNATED. PROVIDE PREFORMED EXTERNAL CORNERS AT ALL CORNERS. WHERE COVE BASE IS INSTALLED, JOIN ALL INSIDE CORNERS WITH MITERED SEAMS IN LIEU OF PREFORMED INTERNAL CORNERS. RUBBER BASE SECTION LESS THAN 12" IN LENGTH ARE NOT ACCEPTABLE.
 - CONTRACTOR SHALL BE RESPONSIBLE FOR PROVIDING ATTIC STOCK EQUAL TO 5% OF THE QUANTITY ORDERED FOR EACH MATERIAL. SPECIFIED PROVIDE ATTIC STOCK OF (1) CARTON EACH TYPE AND COLOR OF VINYL TILE, RESILIENT TILE AND RESILIENT TILE BASE SPECIFIED. CONTRACTOR SHALL SALVAGE ANY UNUSED RESILIENT TILE, BASE AND ANY UNUSED WALL COVERING ALL MATERIALS. FOR ATTIC STOCK SHALL BE FROM THE SAME DYE LOT AS MATERIAL STORE MATERIALS AS DIRECTED BY OWNER.



FITZGERALD COLLABORATIVE
 ATLANTA
 1401 PEACHTREE ST NE, SUITE 200
 ATLANTA, GA 30309
 TALLAHASSEE
 850 S. GADSDEN STREET, SUITE 140
 TALLAHASSEE, FL 32301

FITZGERALD COLLABORATIVE GROUP, LLC
 AA26001957



REVISION

NO.	DESCRIPTION	DATE

PERMIT DOCUMENTS

CLIENT
LEON COUNTY SCHOOLS

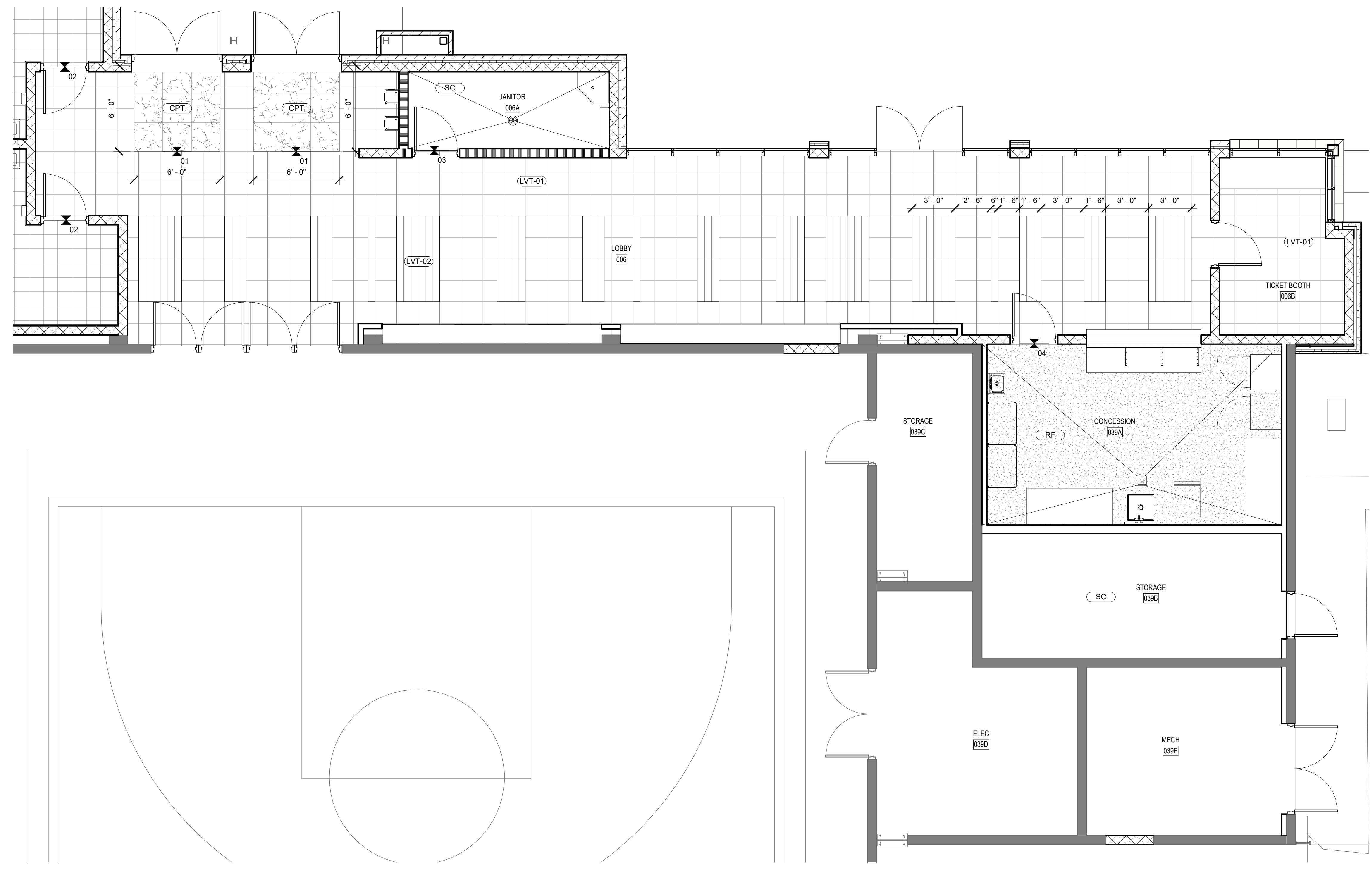
PROJECT TITLE
LCS NIMS MIDDLE SCHOOL

723 W Orange Avenue,
 Tallahassee, FL 32310

PROJECT NUMBER
 240202
 ISSUE DATE
 11/11/2024

DRAWING TITLE
ENLARGED FINISH PLANS

SHEET NUMBER
A406



01 ENLARGED FINISH PLAN - LOBBY
 1/4" = 1'-0"



© 2024 All reproduction & intellectual property rights reserved.

FITZGERALD COLLABORATIVE

ATLANTA
1401 PEACHTREE ST NE, SUITE 200
ATLANTA, GA 30309

TALLAHASSEE
850 S. GADSDEN STREET, SUITE 140
TALLAHASSEE, FL 32301

FITZGERALD COLLABORATIVE GROUP, LLC
AA26001957

LCS# 21-23-HKL-222



NO.	DESCRIPTION	DATE

PERMIT DOCUMENTS

NOT RELEASED FOR CONSTRUCTION

CLIENT

LEON COUNTY SCHOOLS

PROJECT TITLE

LCS NIMS MIDDLE SCHOOL

723 W Orange Avenue,
Tallahassee, FL 32310

PROJECT NUMBER

240202

ISSUE DATE

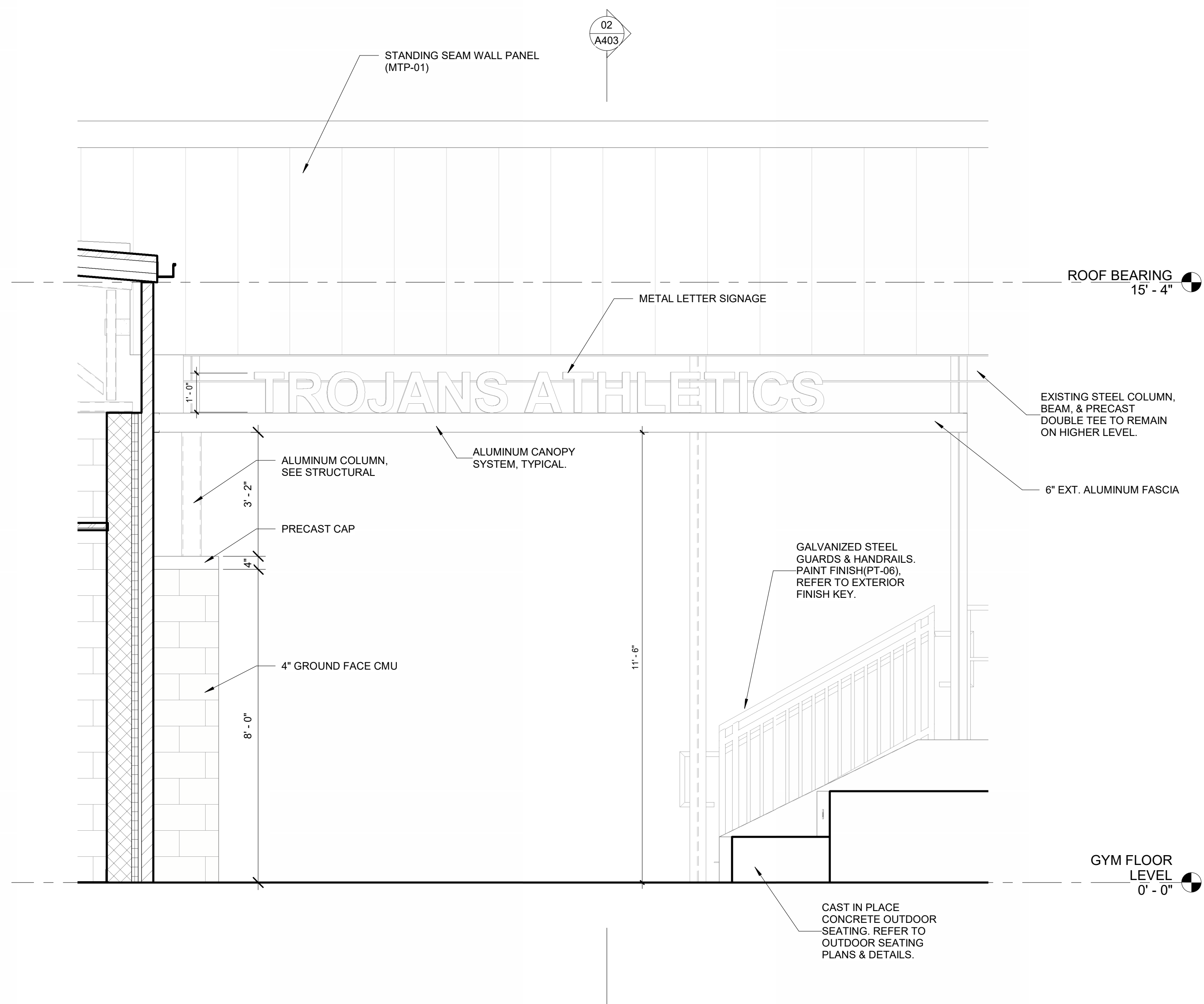
11/11/2024

DRAWING TITLE

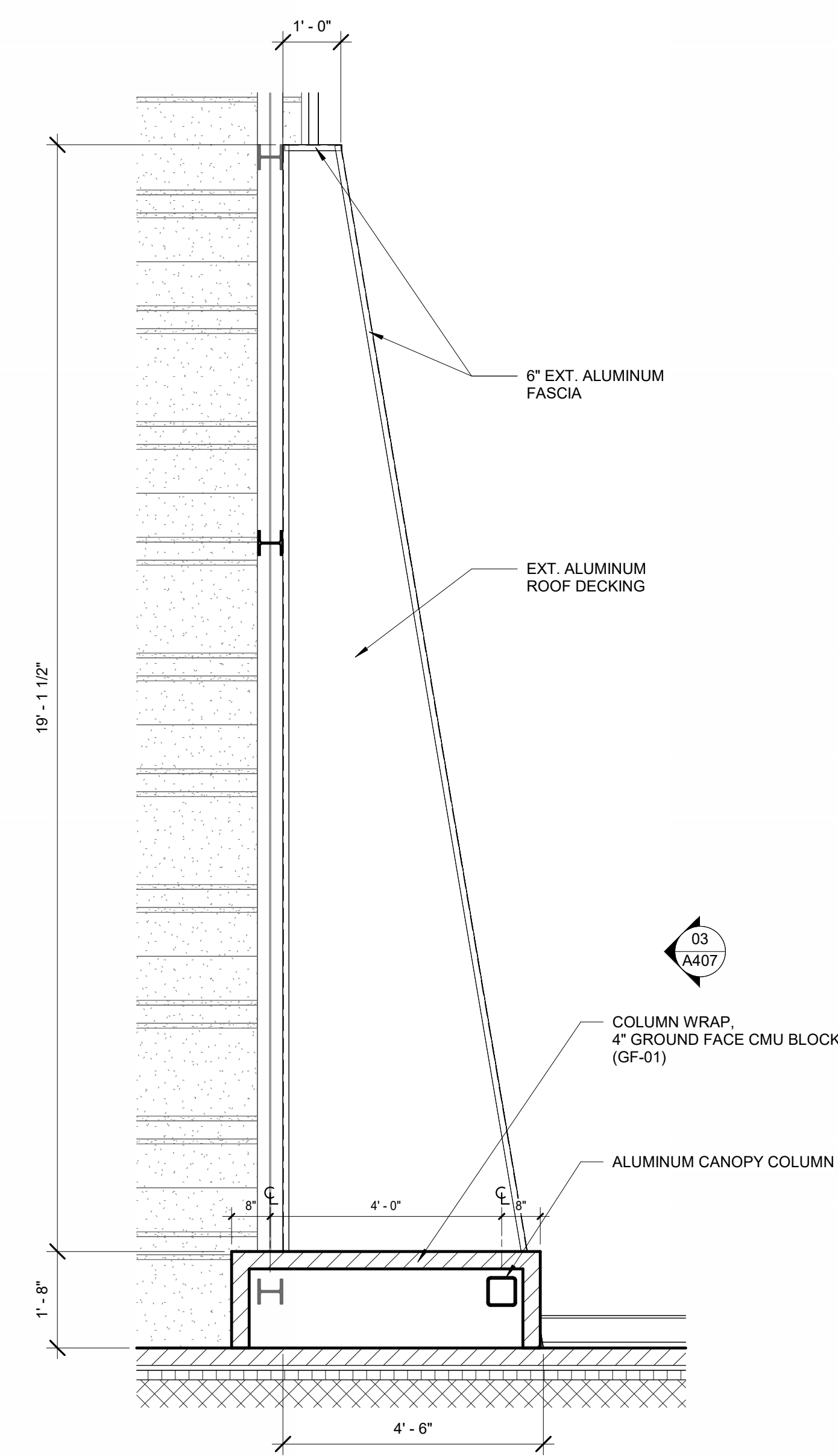
ENLARGED PLANS - CANOPY

SHEET NUMBER

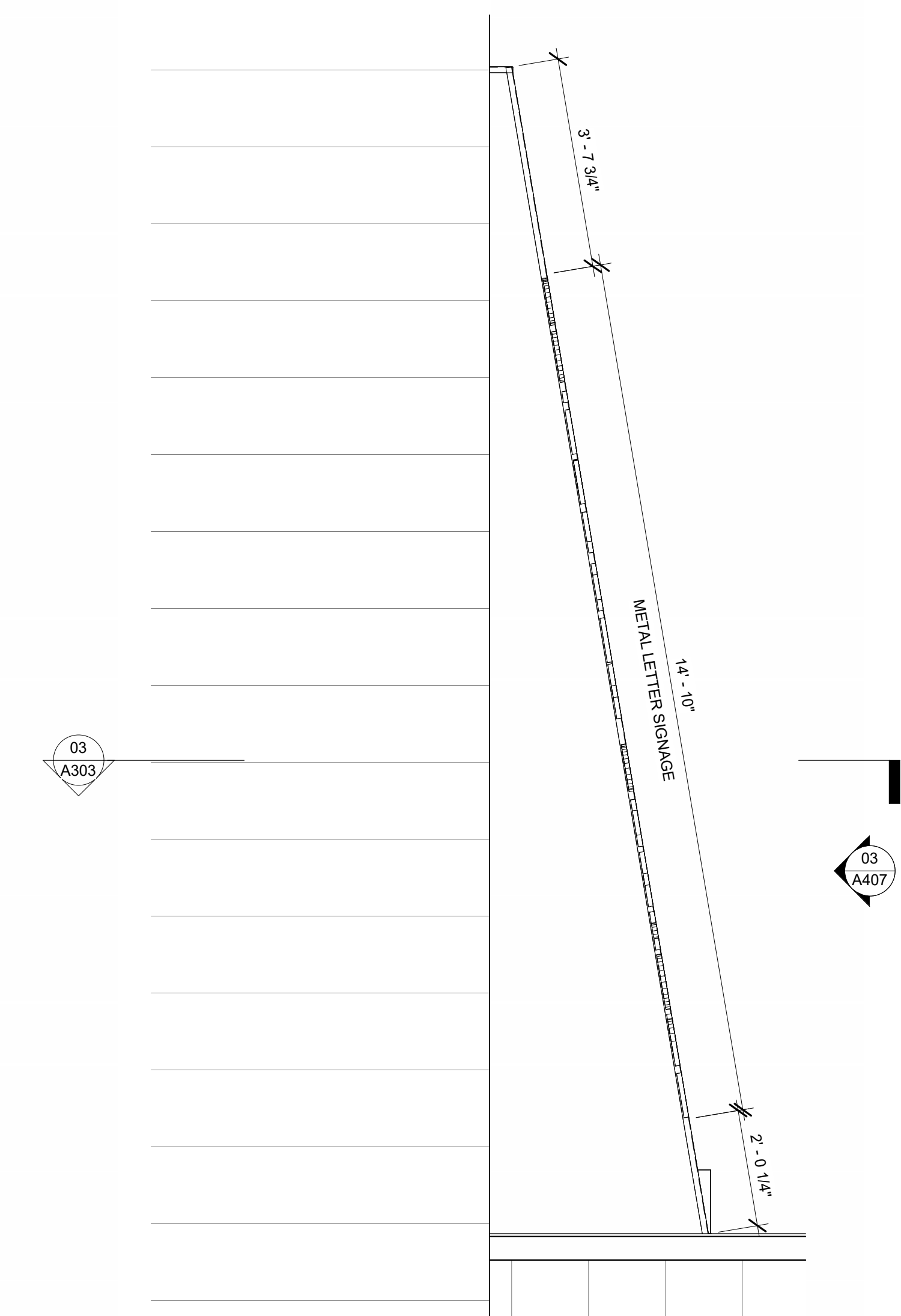
A407



03 ENLARGED ELEVATION - CANOPY
1/2" = 1'-0"



02 ENLARGED REFLECTED CEILING PLAN - CANOPY
1/2" = 1'-0"



01 ENLARGED ROOF PLAN - CANOPY
1/2" = 1'-0"

11/14/2024 5:39:52 PM Autodesk Docs/230204 - LCS Nims Middle School/230204 - LCS Nims Middle School/230204 - LCS Nims Middle School_PHASE 2_ARCH_LV72024.rvt




© 2024 All reproduction & intellectual property rights reserved.

FITZGERALD COLLABORATIVE

ATLANTA
1401 PEACHTREE ST NE, SUITE 200
ATLANTA, GA 30309

TALLAHASSEE
850 S. GADSDEN STREET, SUITE 140
TALLAHASSEE, FL 32301

FITZGERALD COLLABORATIVE GROUP, LLC
AA26001957



NO.	DESCRIPTION	DATE

PERMIT DOCUMENTS

CLIENT
LEON COUNTY SCHOOLS

PROJECT TITLE
LCS NIMS MIDDLE SCHOOL

723 W Orange Avenue,
Tallahassee, FL 32310

PROJECT NUMBER
240202

ISSUE DATE
11/11/2024

DRAWING TITLE
INTERIOR ELEVATIONS

SHEET NUMBER
A421

LCS# 21-23-HKL-222

GLAZING LEGEND

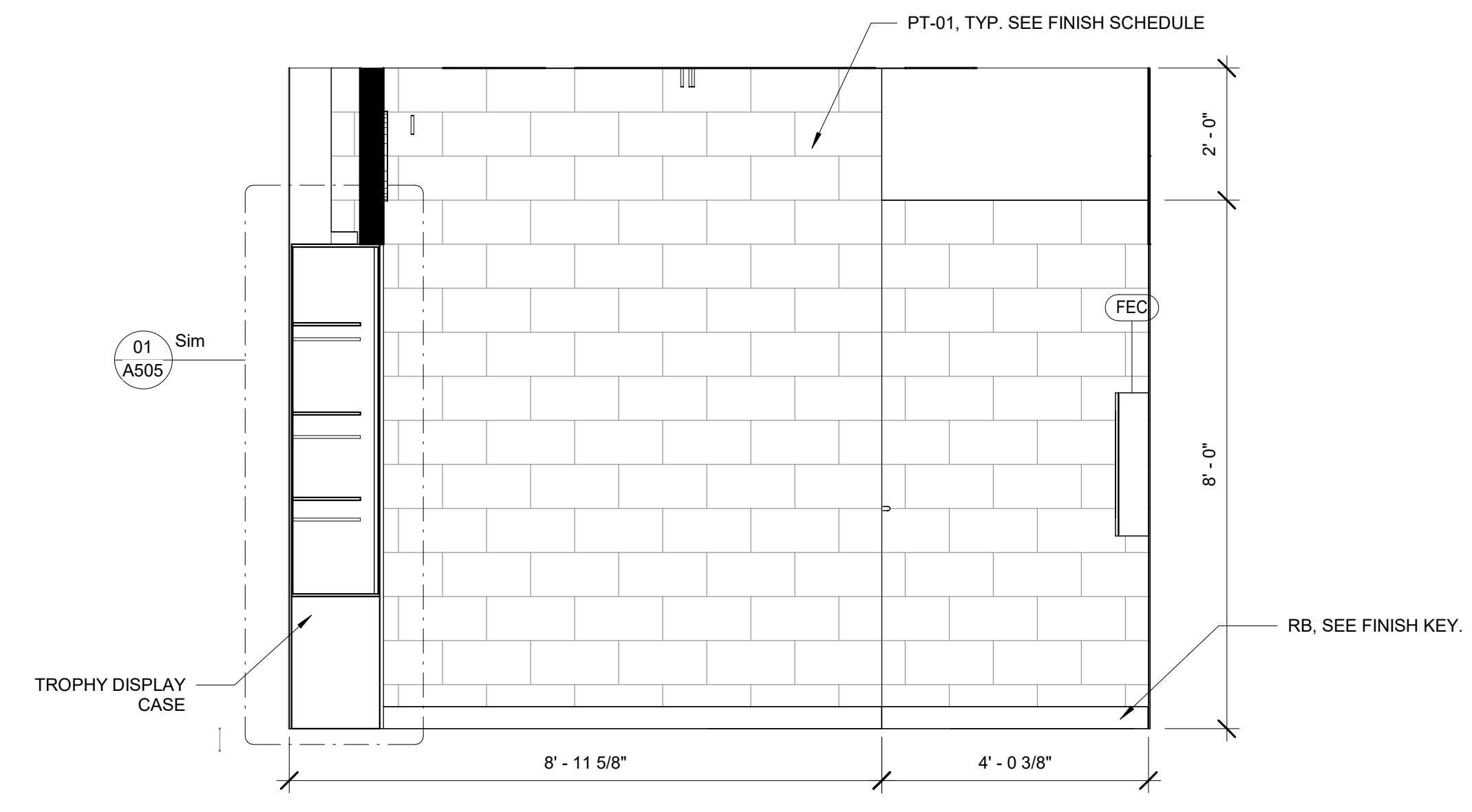
- ① INTERIOR GLAZING: CLEAR TEMPERED GLASS, ALL INTERIOR LOCATIONS, UNO.
- ② EXTERIOR GLAZING: SOLARGRAY TEMPERED INSULATING GLASS UNIT, PPG SOLARBAN 70
- * TYPICAL EXTERIOR GLAZING IS SOLARGRAY INSULATING GLASS UNIT, PPG SOLARBAN 70, UNO.

GENERAL NOTES

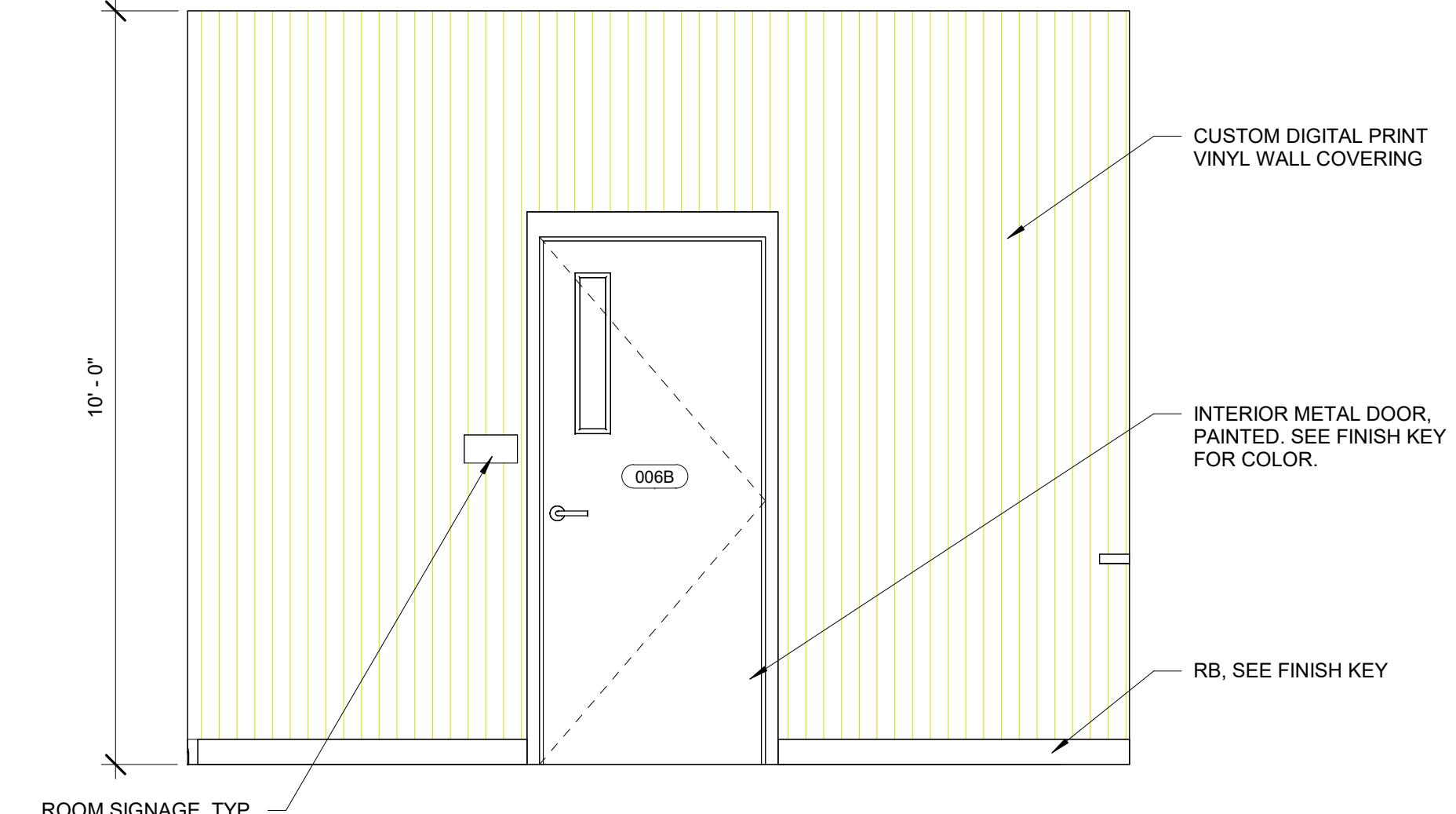
- TOILET ACCESSORY SCHEDULE, REFER TO A402 ENLARGED PLANS - RESTROOM.
- FURNITURE SHOWN & COUNTED FOR SPACE PLANNING PURPOSES ONLY.
- INTERIOR FINISH, REFER TO A611 FINISH SCHEDULE.
- DOOR & WINDOW INFORMATION, REFER TO A601 DOOR SCHEDULE & TYPES, WINDOW TYPES.
- CONCESSION EQUIPMENT, REFER TO A611 EQUIPMENT SCHEDULE.

FINISH ABBREV. LEGEND

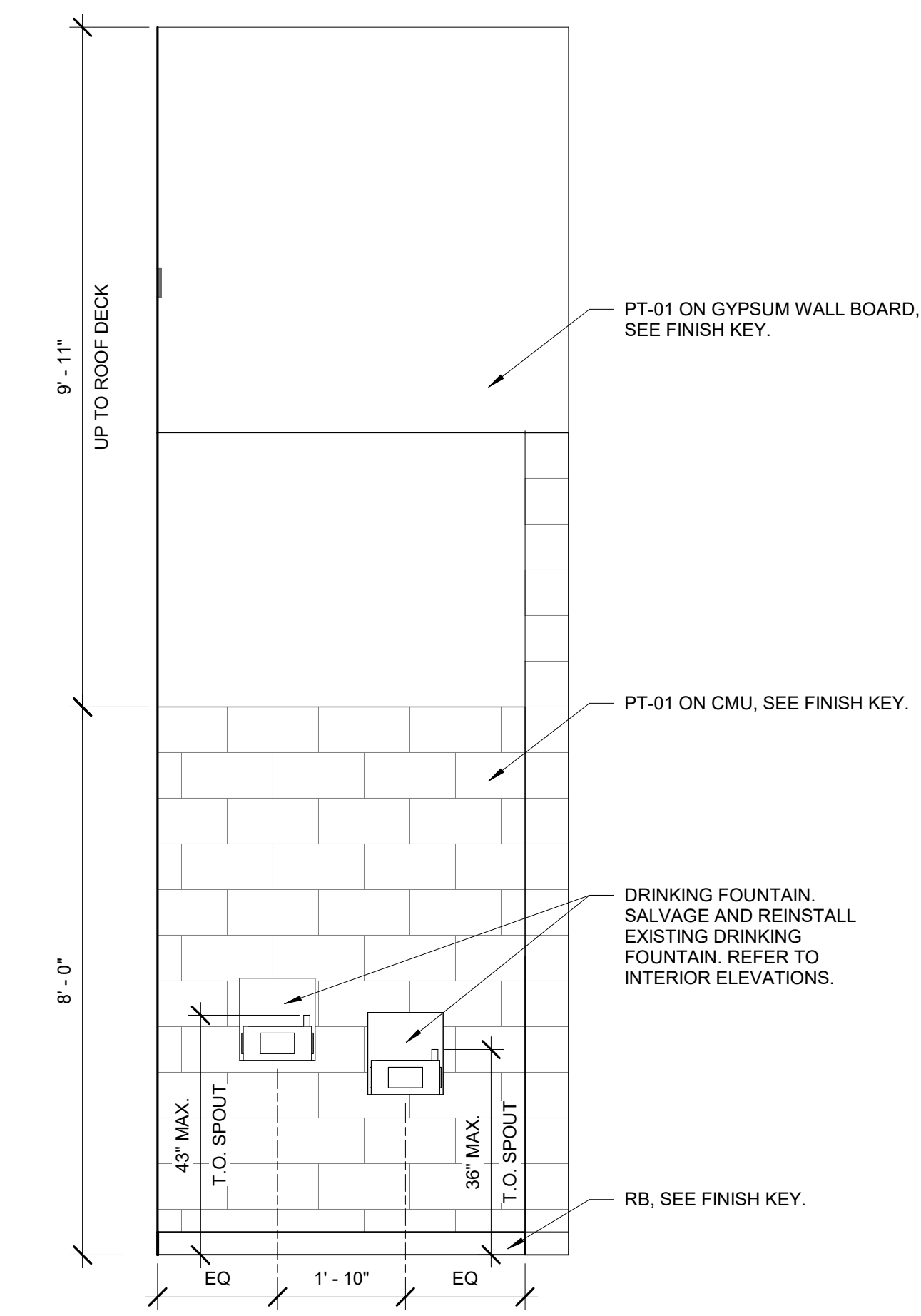
- ACT: ACOUSTIC CEILING TILE
- AWP: ACOUSTIC WALL PANEL
- TB: PORCELAIN COVE BASE
- TL: PORCELAIN TILE
- CPT: WALK-OFF CARPET
- EP: EPOXY PAINT
- GWB: GYPSUM WALL BOARD
- LAM: PLASTIC LAMINATE
- LVT: LUXURY VINYL TILE
- PT: PAINT
- RB: RUBBER WALL BASE
- RF: RESINOUS FLOORING
- RWB: RESINOUS WALL BASE
- SC: SEALED CONCRETE
- SS: STAINLESS STEEL
- VWC: VINYL WALL COVERING



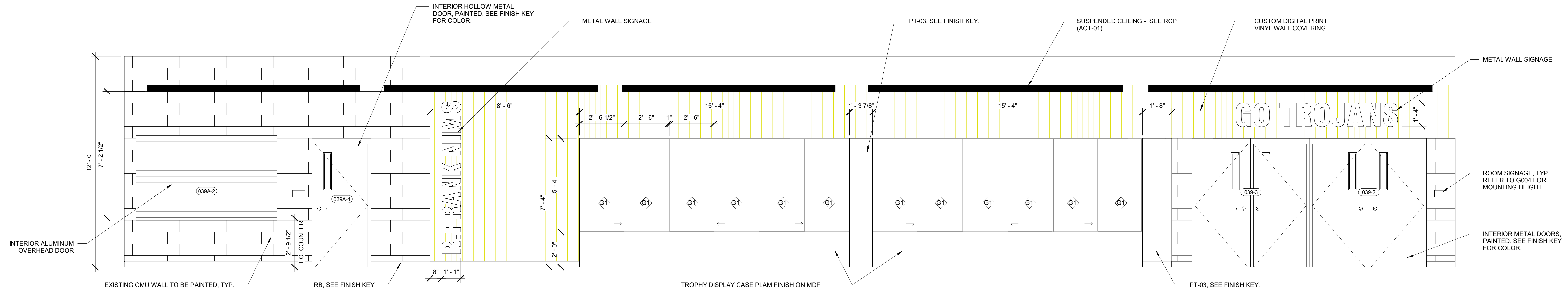
05 LOBBY - WEST ELEVATION
1/2" = 1'-0"



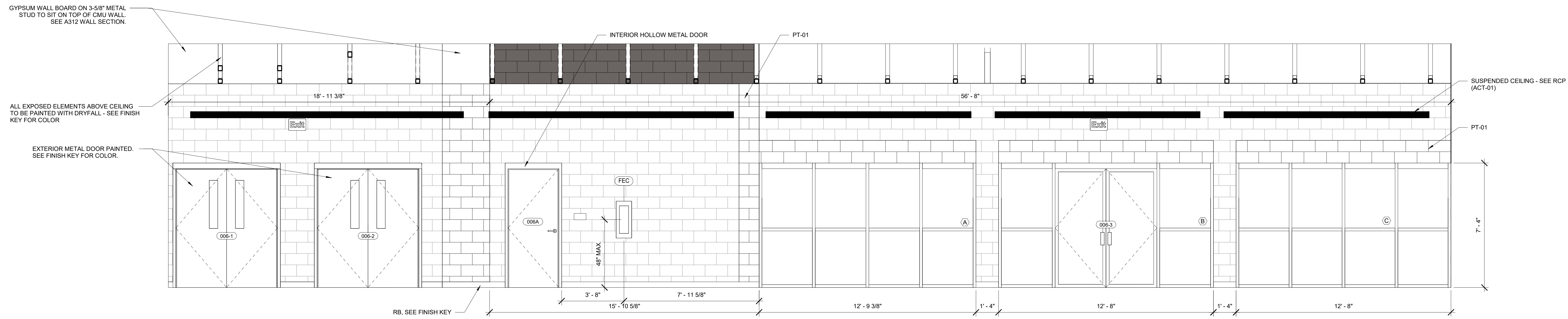
04 LOBBY EAST ELEVATION - TICKET BOOTH
1/2" = 1'-0"



03 LOBBY - DRINKING FOUNTAINS
1/2" = 1'-0"



02 LOBBY - SOUTH ELEVATION
3/8" = 1'-0"



01 LOBBY - NORTH ELEVATION
3/8" = 1'-0"

11/14/2024 5:29:55 PM Autodesk Docs/230204 - LCS Nims Middle School/230204 NIMS MIDDLE SCHOOL_PHASE 2_ARCH_LV72024.rvt




© 2024 All reproduction & intellectual property rights reserved.

FITZGERALD COLLABORATIVE

ATLANTA
1401 PEACHTREE ST NE, SUITE 200
ATLANTA, GA 30309

TALLAHASSEE
850 S. GADSDEN STREET, SUITE 140
TALLAHASSEE, FL 32301

FITZGERALD COLLABORATIVE GROUP, LLC
AA26001957



NO.	DESCRIPTION	DATE

PERMIT DOCUMENTS

LEON COUNTY SCHOOLS

LCS NIMS MIDDLE SCHOOL

723 W Orange Avenue,
Tallahassee, FL 32310

PROJECT NUMBER
240202

ISSUE DATE
11/11/2024

DRAWING TITLE
INTERIOR ELEVATIONS

RESTROOMS

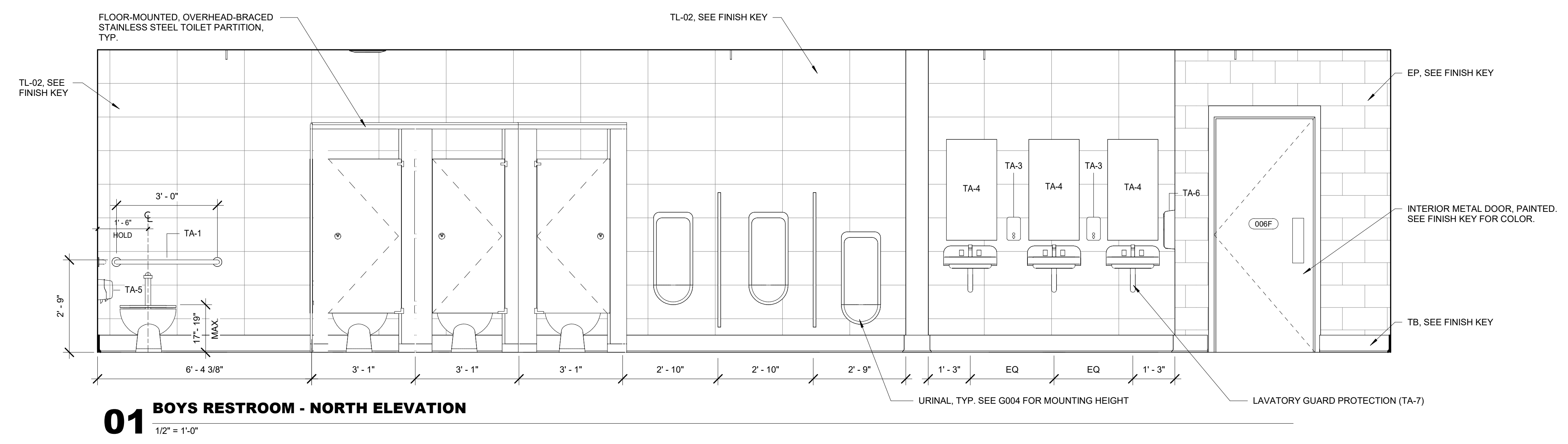
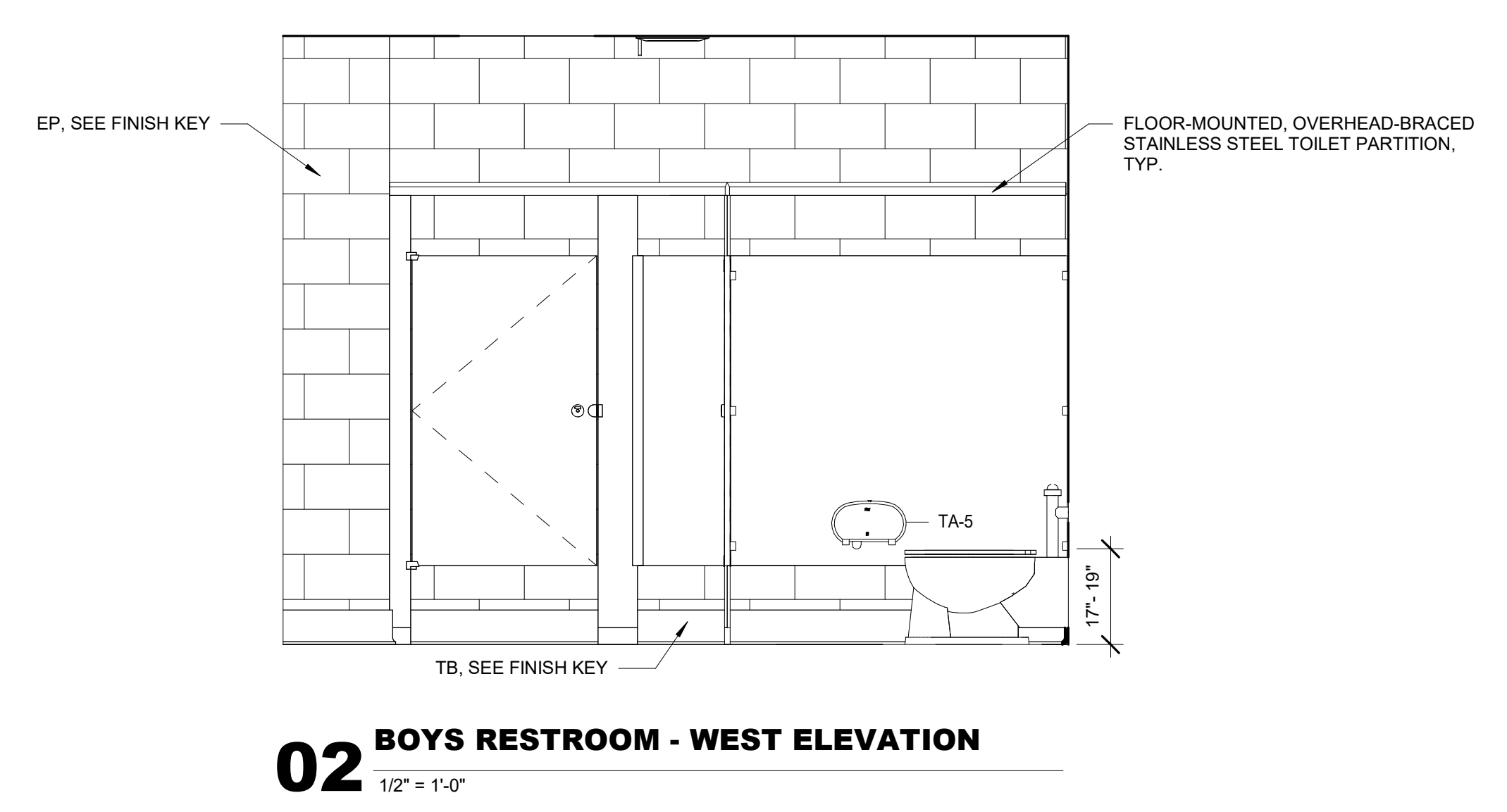
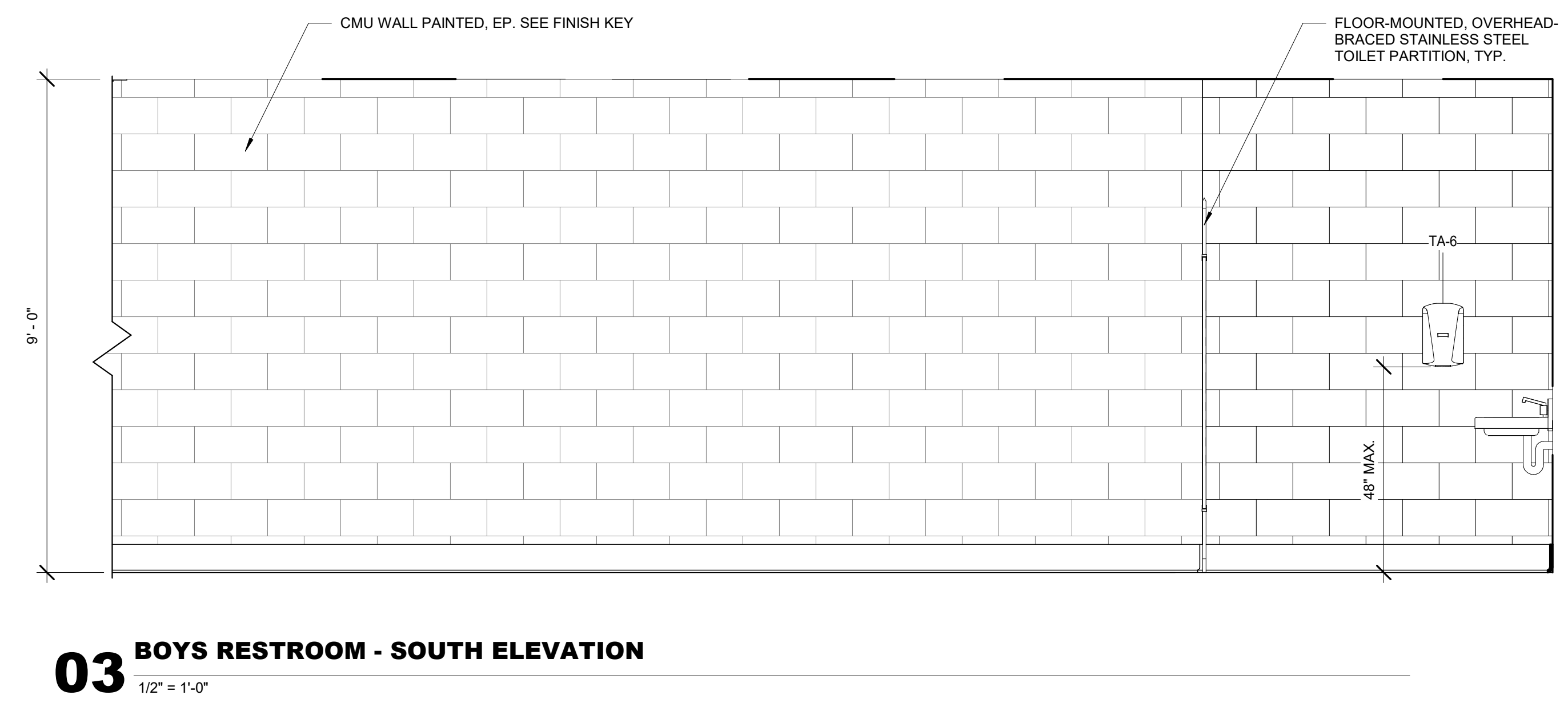
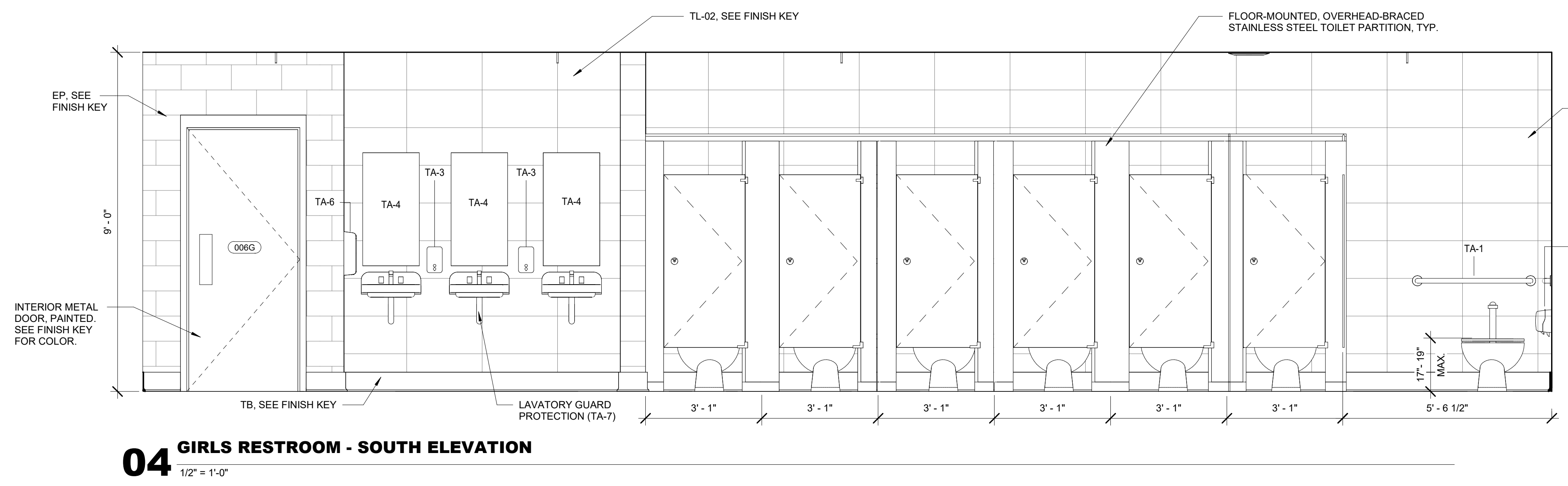
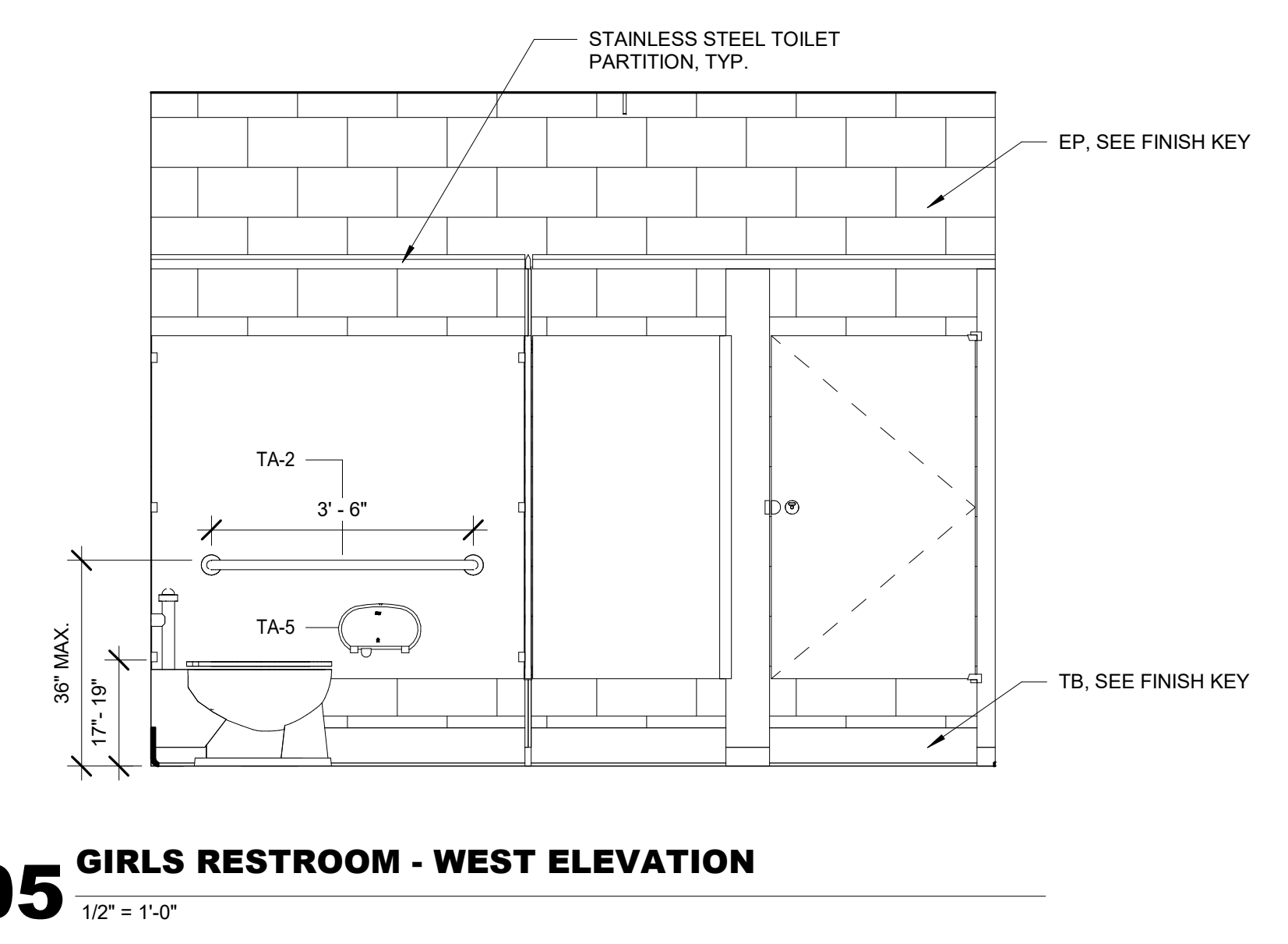
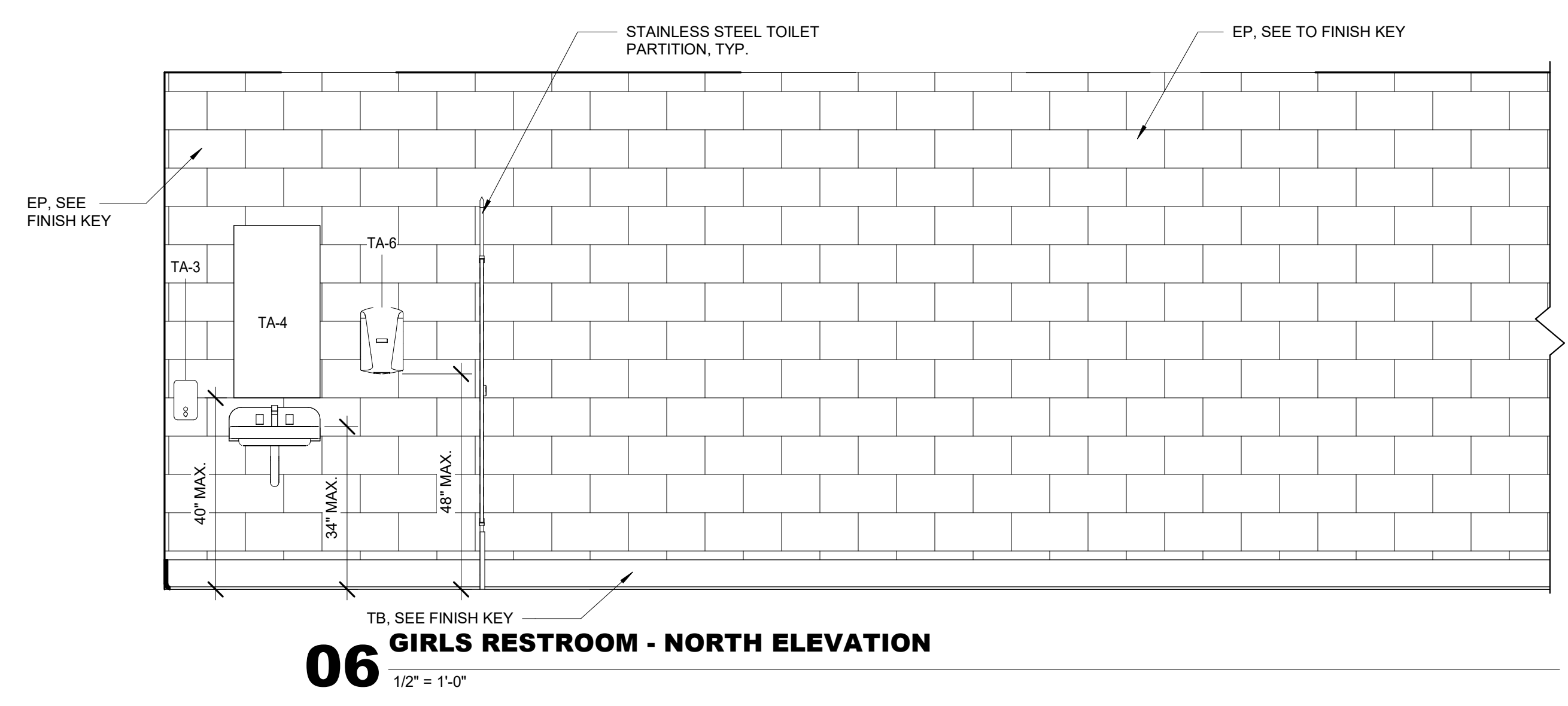
SHEET NUMBER
A422

GENERAL NOTES

- TOILET ACCESSORY SCHEDULE, REFER TO A402 ENLARGED PLANS - RESTROOM.
- FURNITURE SHOWN & COUNTED FOR SPACE PLANNING PURPOSES ONLY.
- INTERIOR FINISH, REFER TO A611 FINISH SCHEDULE.
- DOOR & WINDOW INFORMATION, REFER TO A601 DOOR SCHEDULE & TYPES, WINDOW TYPES.
- CONCESSION EQUIPMENT, REFER TO A611 EQUIPMENT SCHEDULE.

FINISH ABBREV. LEGEND

- ACT: ACOUSTIC CEILING TILE
- AWP: ACOUSTIC WALL PANEL
- TB: PORCELAIN COVE BASE
- TL: PORCELAIN TILE
- CPT: WALK-OFF CARPET
- EP: EPOXY PAINT
- GWB: GYPSUM WALL BOARD
- LAM: PLASTIC LAMINATE
- LVT: LUXURY VINYL TILE
- PT: PAINT
- RB: RUBBER WALL BASE
- RF: RESINOUS FLOORING
- RWB: RESINOUS WALL BASE
- SC: SEALED CONCRETE
- SS: STAINLESS STEEL
- VWC: VINYL WALL COVERING



11/14/2024 5:00:00 PM Autodesk Docs/232024 - LCS Nims Middle School/232024 NIMS MIDDLE SCHOOL_PHASE 2_ARCH_LV7/2024.rvt

LCS#: 21-23-HKL-222




© 2024 All reproduction & intellectual property rights reserved.

FITZGERALD COLLABORATIVE

ATLANTA
1401 PEACHTREE ST NE, SUITE 200
ATLANTA, GA 30309

TALLAHASSEE
850 S. GADSDEN STREET, SUITE 140
TALLAHASSEE, FL 32301

FITZGERALD COLLABORATIVE GROUP, LLC
AA26001957



NO.	DESCRIPTION	DATE

PERMIT DOCUMENTS

CLIENT

LEON COUNTY SCHOOLS

PROJECT TITLE

LCS NIMS MIDDLE SCHOOL

723 W Orange Avenue,
Tallahassee, FL 32310

PROJECT NUMBER

240202

ISSUE DATE

11/11/2024

DRAWING TITLE

INTERIOR ELEVATIONS

SHEET NUMBER

A423

LCS# 21-23-HKL-222

GLAZING LEGEND

- INTERIOR GLAZING: CLEAR TEMPERED GLASS, ALL INTERIOR LOCATIONS, UNO.
- EXTERIOR GLAZING: SOLARGRAY TEMPERED INSULATING GLASS UNIT, PPG SOLARBAN 70

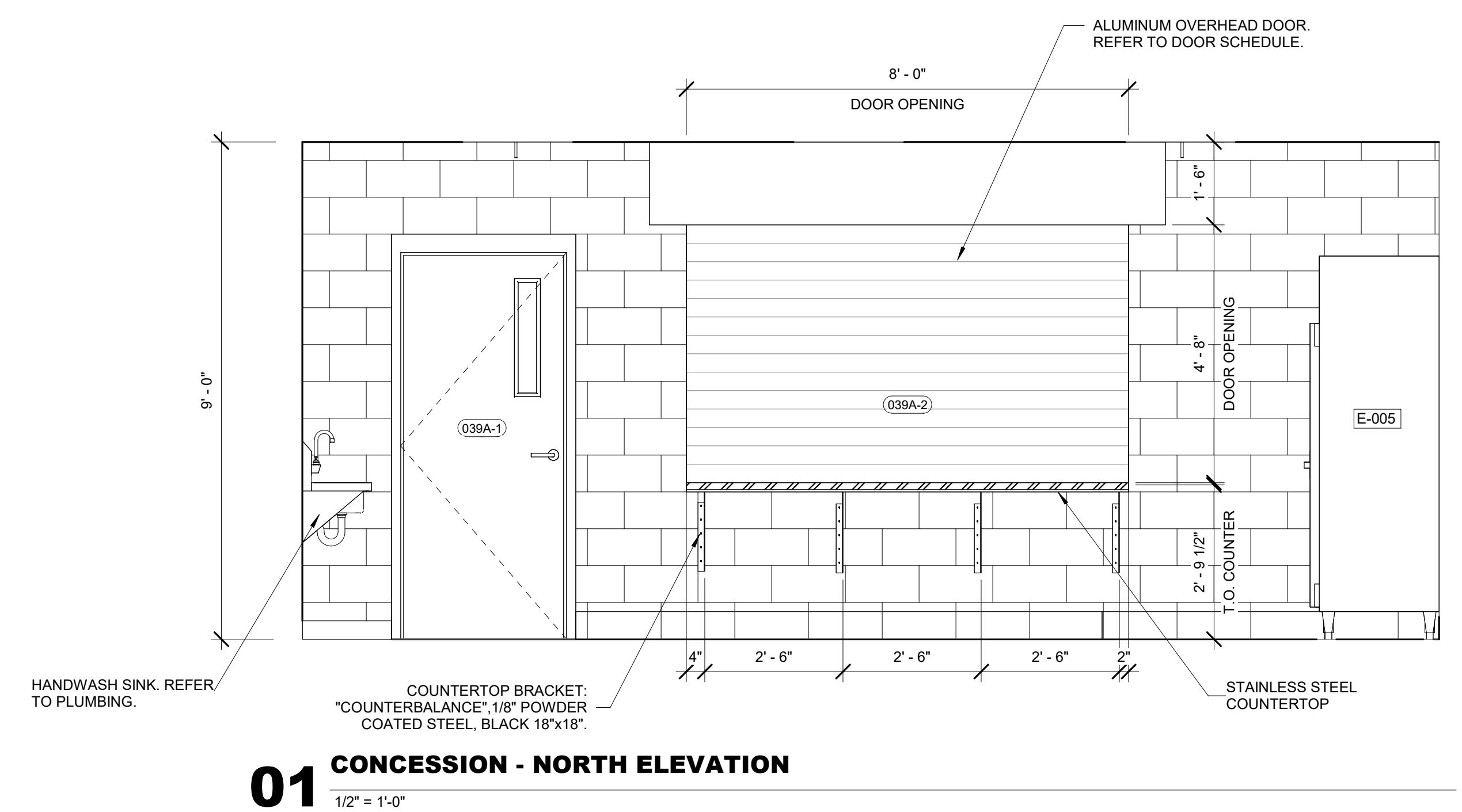
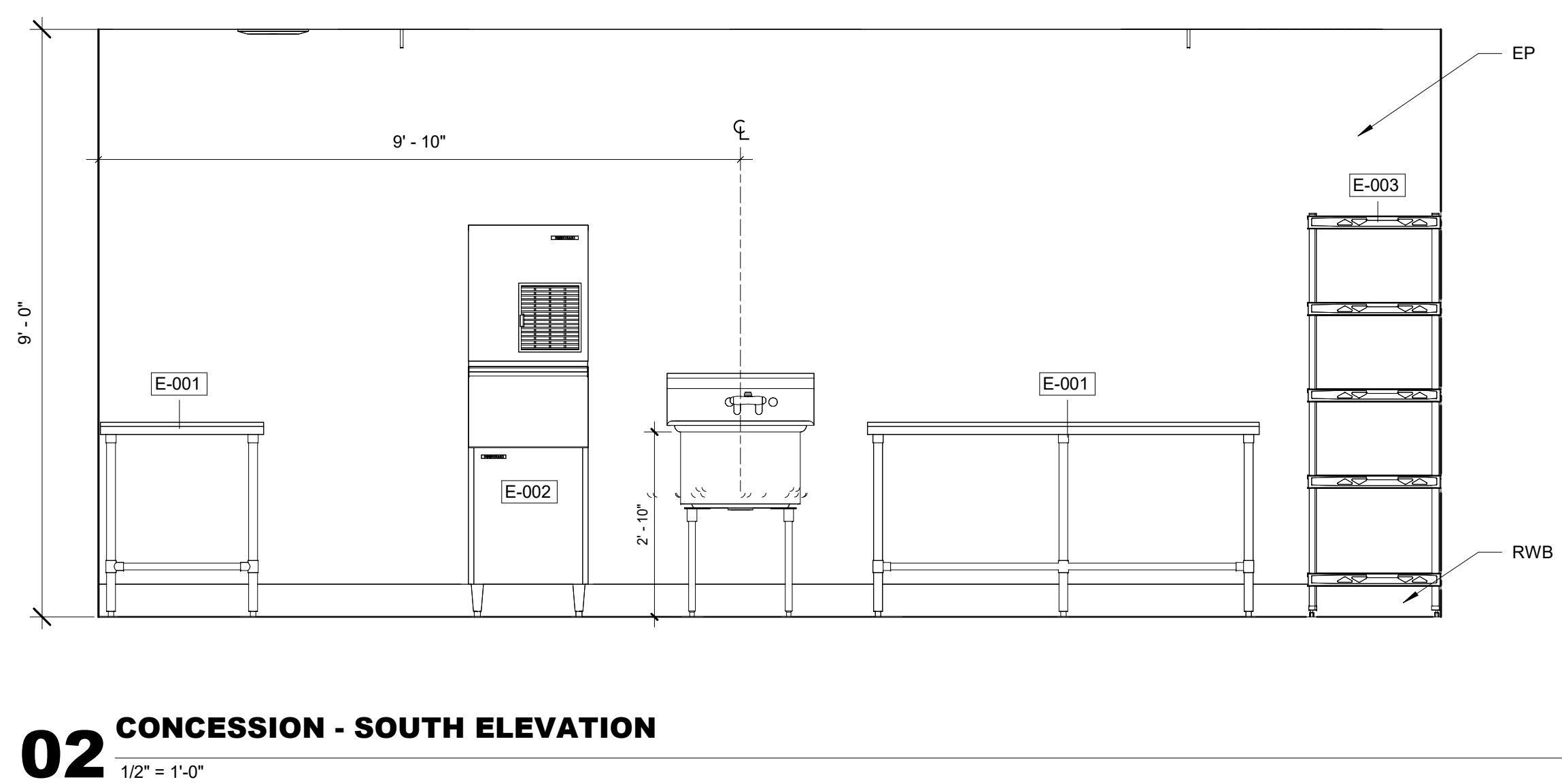
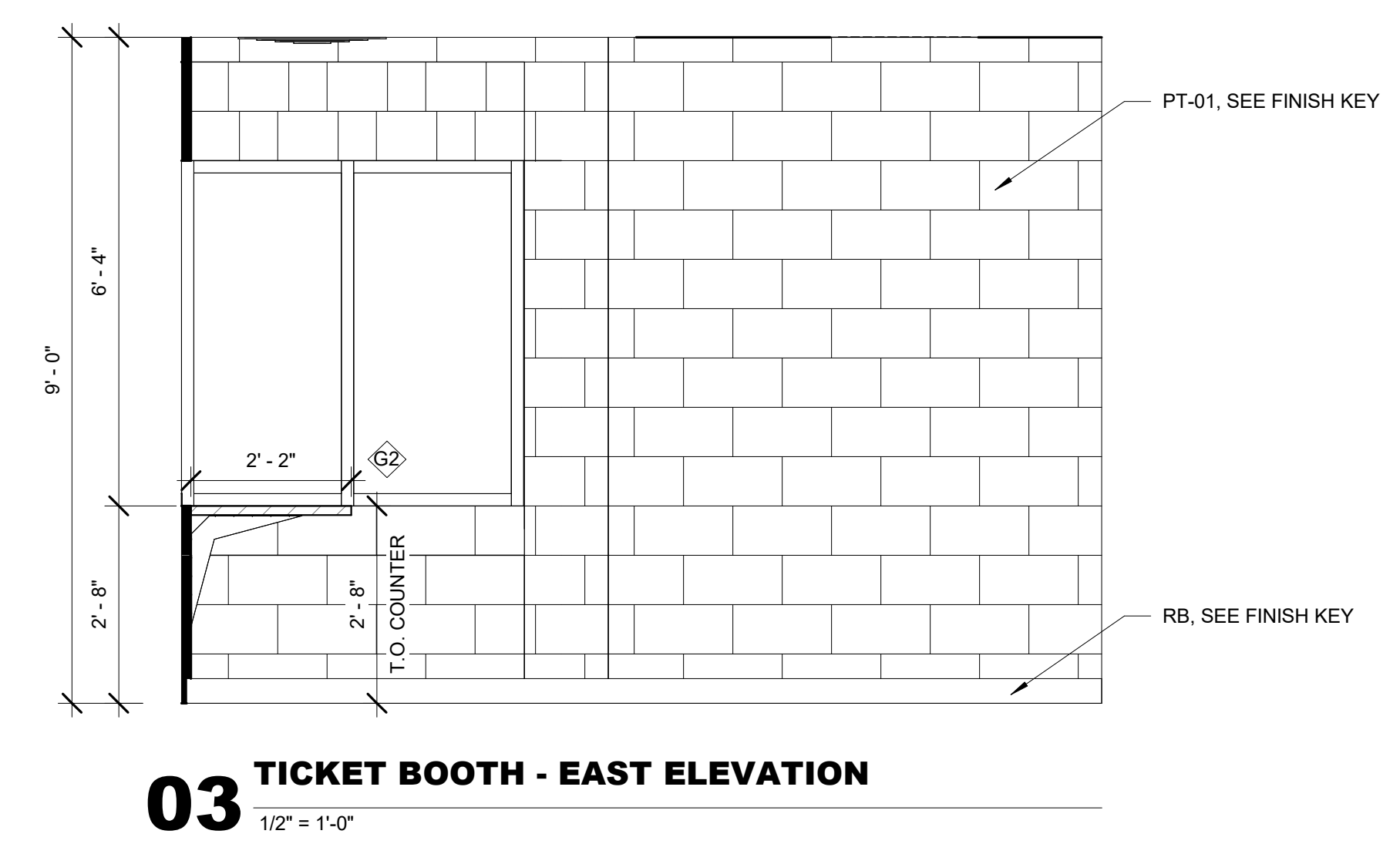
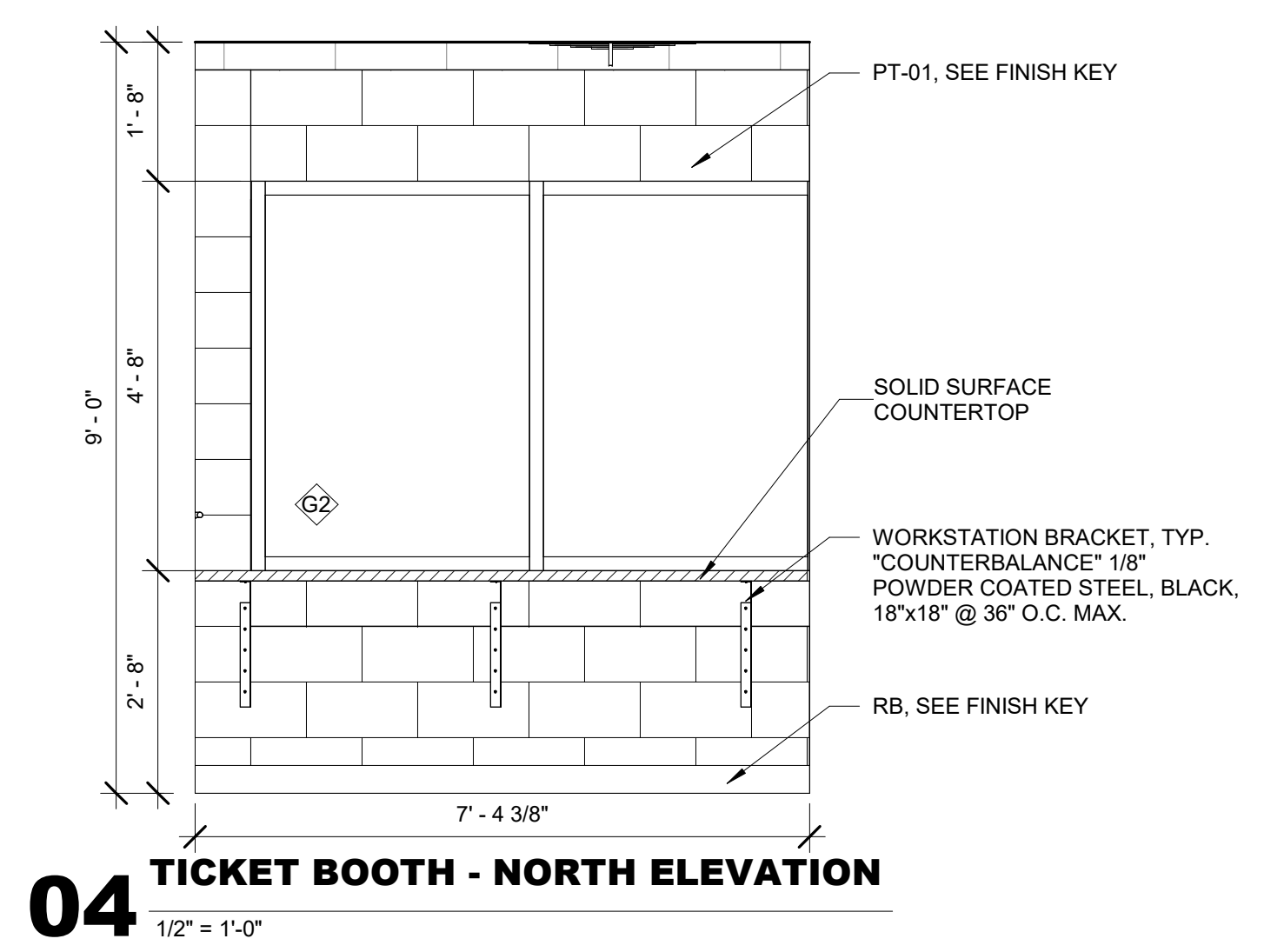
* TYPICAL EXTERIOR GLAZING IS SOLARGRAY INSULATING GLASS UNIT, PPG SOLARBAN 70, UNO.

GENERAL NOTES

- TOILET ACCESSORY SCHEDULE, REFER TO A402 ENLARGED PLANS - RESTROOM.
- FURNITURE SHOWN & COUNTED FOR SPACE PLANNING PURPOSES ONLY.
- INTERIOR FINISH, REFER TO A611 FINISH SCHEDULE.
- DOOR & WINDOW INFORMATION, REFER TO A601 DOOR SCHEDULE & TYPES, WINDOW TYPES.
- CONCESSION EQUIPMENT, REFER TO A611 EQUIPMENT SCHEDULE.

FINISH ABBREV. LEGEND

- ACT: ACOUSTIC CEILING TILE
- AWP: ACOUSTIC WALL PANEL
- TB: PORCELAIN COVE BASE
- TL: PORCELAIN TILE
- CPT: WALK-OFF CARPET
- EP: EPOXY PAINT
- GWB: GYPSUM WALL BOARD
- LAM: PLASTIC LAMINATE
- LVT: LUXURY VINYL TILE
- PT: PAINT
- RB: RUBBER WALL BASE
- RF: RESINOUS FLOORING
- RWB: RESINOUS WALL BASE
- SC: SEALED CONCRETE
- SS: STAINLESS STEEL
- VWC: VINYL WALL COVERING



11/14/2024 5:40:04 PM Autodesk Docs/232024 - LCS Nims Middle School/232024 NIMS MIDDLE SCHOOL_PHASE 2_ARCH_LV7/2024.rvt




© 2024 All reproduction & intellectual property rights reserved.

FITZGERALD COLLABORATIVE

ATLANTA
1401 PEACHTREE ST NE, SUITE 200
ATLANTA, GA 30309

TALLAHASSEE
850 S. GADSDEN STREET, SUITE 140
TALLAHASSEE, FL 32301

FITZGERALD COLLABORATIVE GROUP, LLC
AA26001957



REVISION

NO.	DESCRIPTION	DATE

PERMIT DOCUMENTS

NOT RELEASED FOR CONSTRUCTION

CLIENT

LEON COUNTY SCHOOLS

PROJECT TITLE

LCS NIMS MIDDLE SCHOOL

723 W Orange Avenue,
Tallahassee, FL 32310

PROJECT NUMBER

240202

ISSUE DATE

11/11/2024

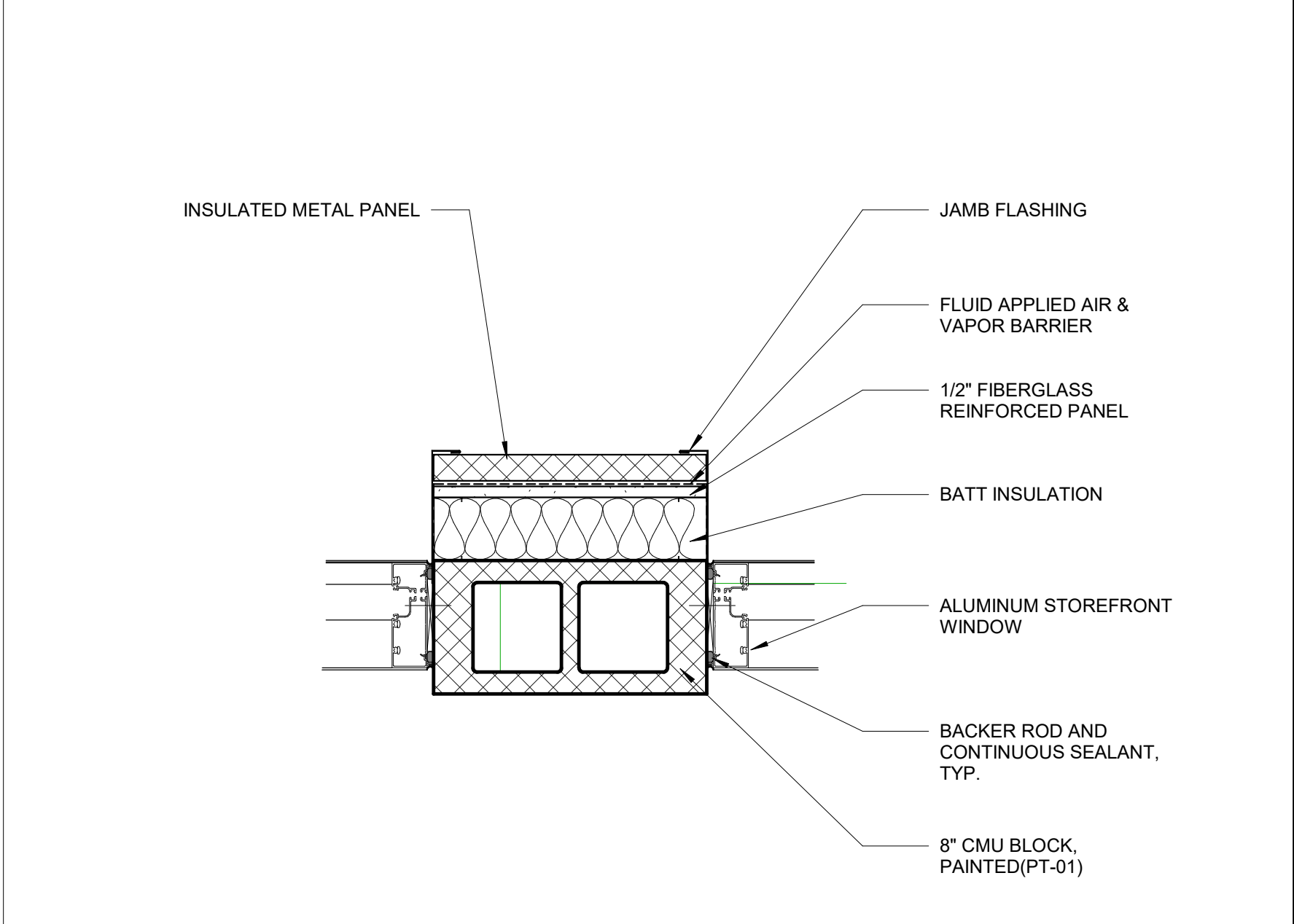
DRAWING TITLE

EXTERIOR DETAILS

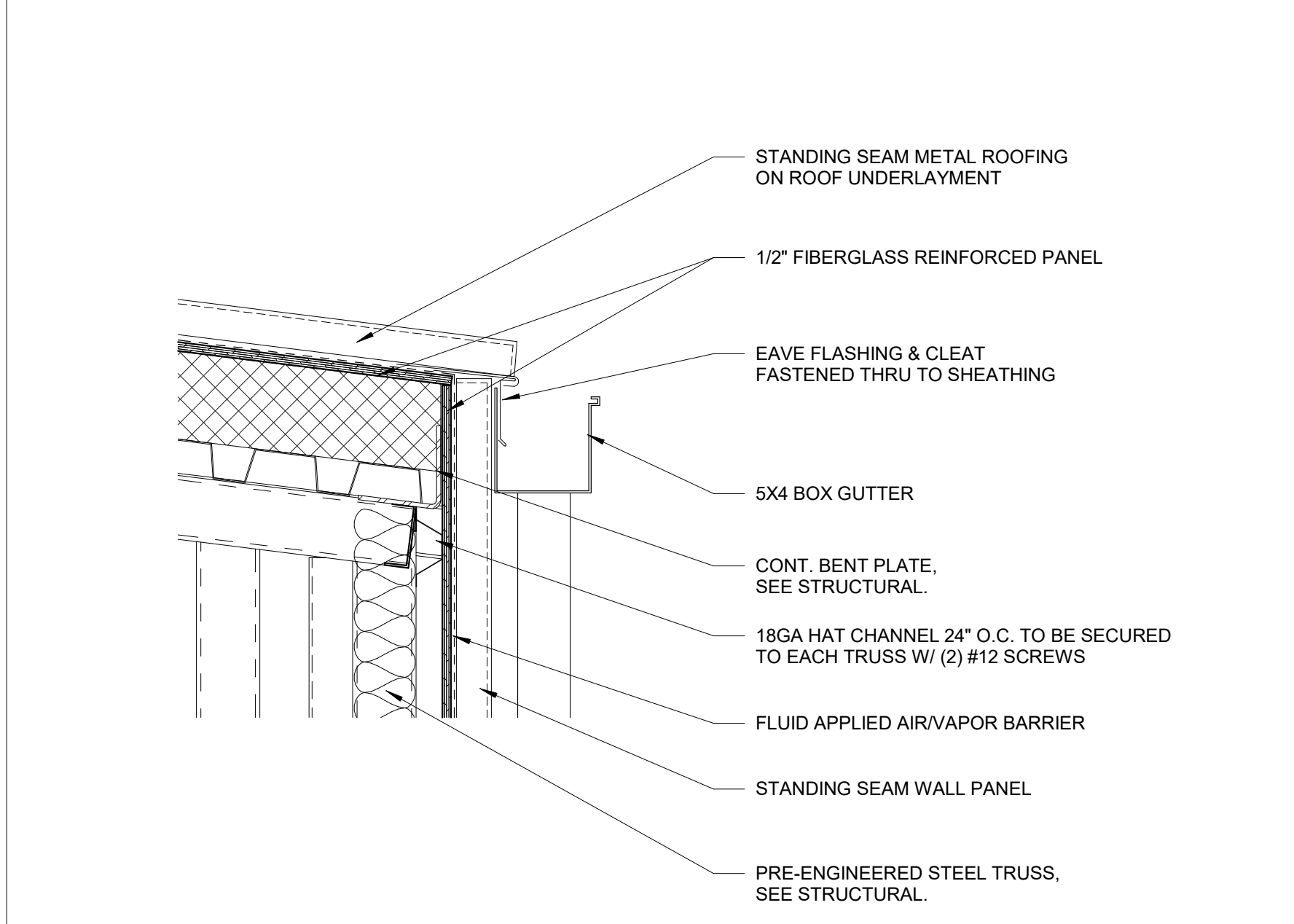
SHEET NUMBER

A501

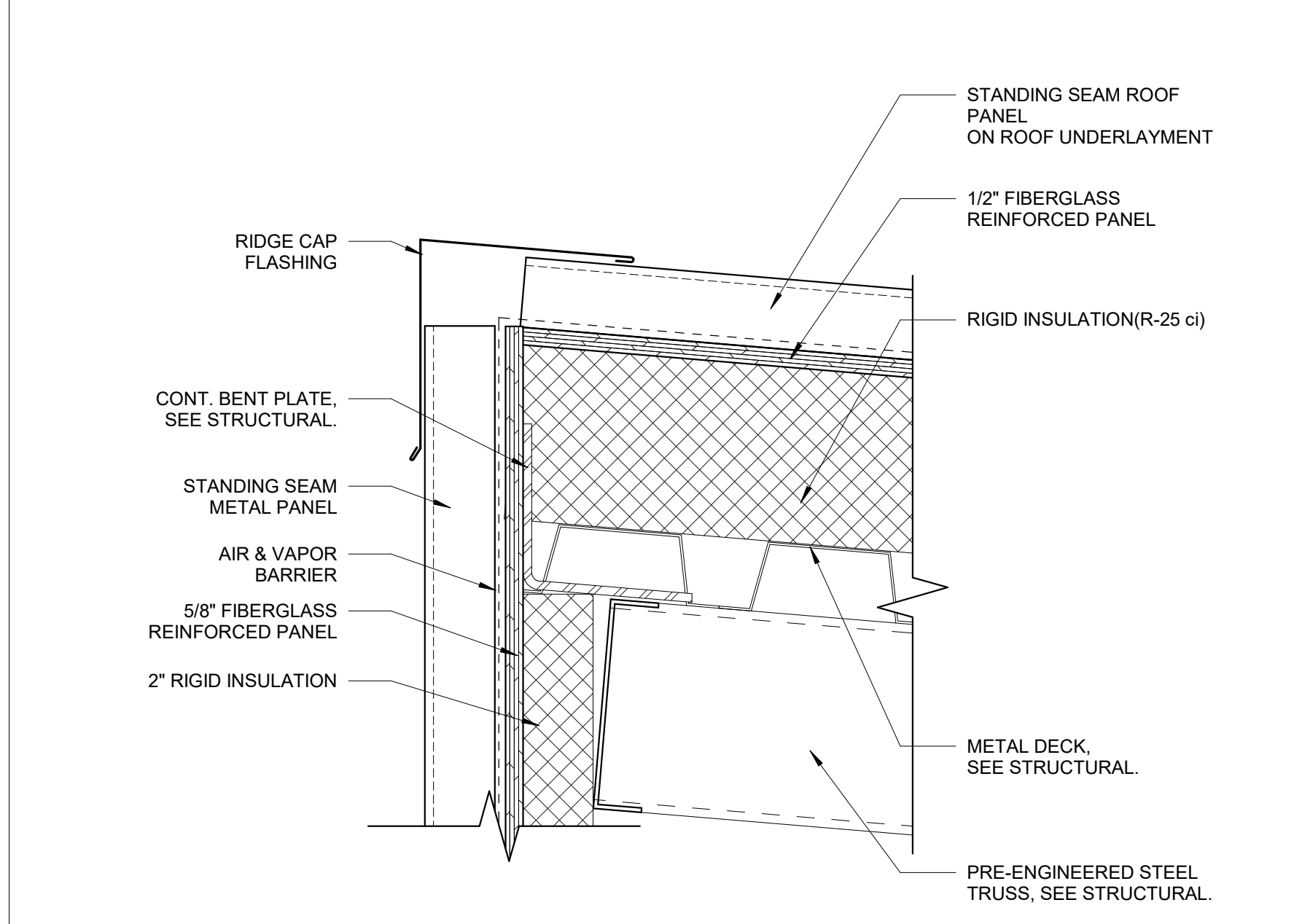
LCS# 21-23-HKL-222



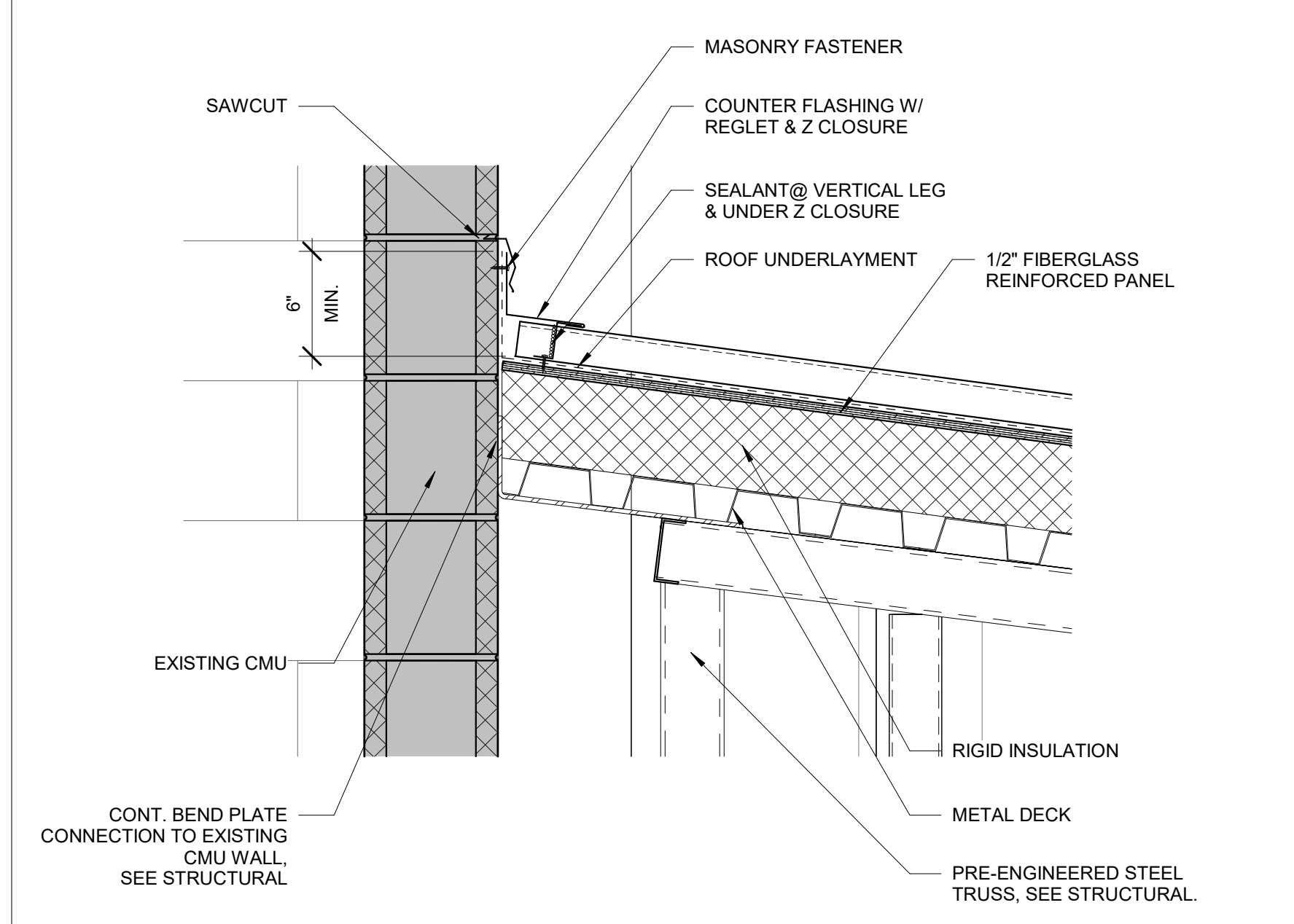
04 PLAN DETAIL
SCALE 1 1/2" = 1'-0" INSULATED METAL PANEL



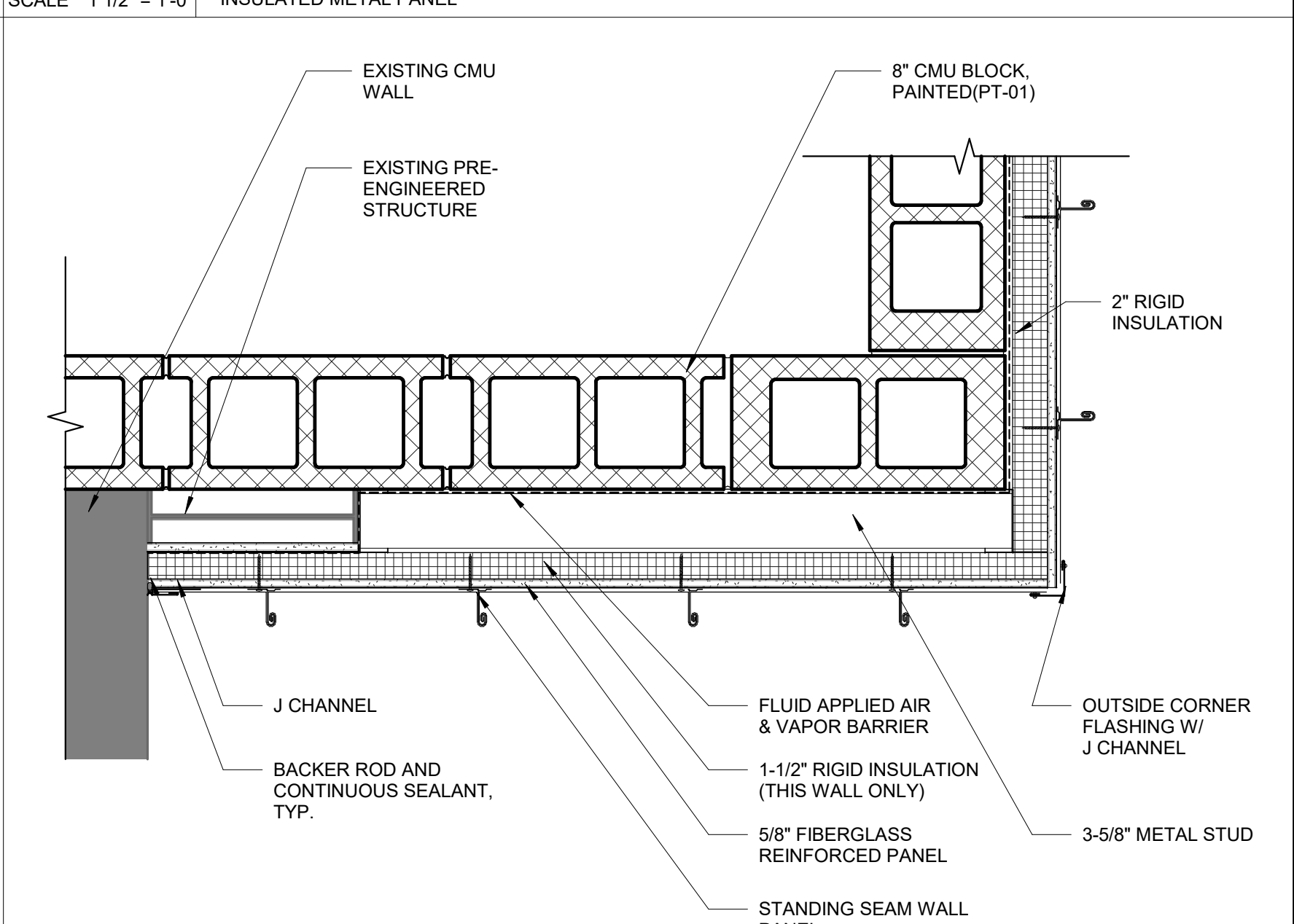
08 EAVE DETAIL
SCALE 1 1/2" = 1'-0" STANDING SEAM ROOF TO WALL PANEL



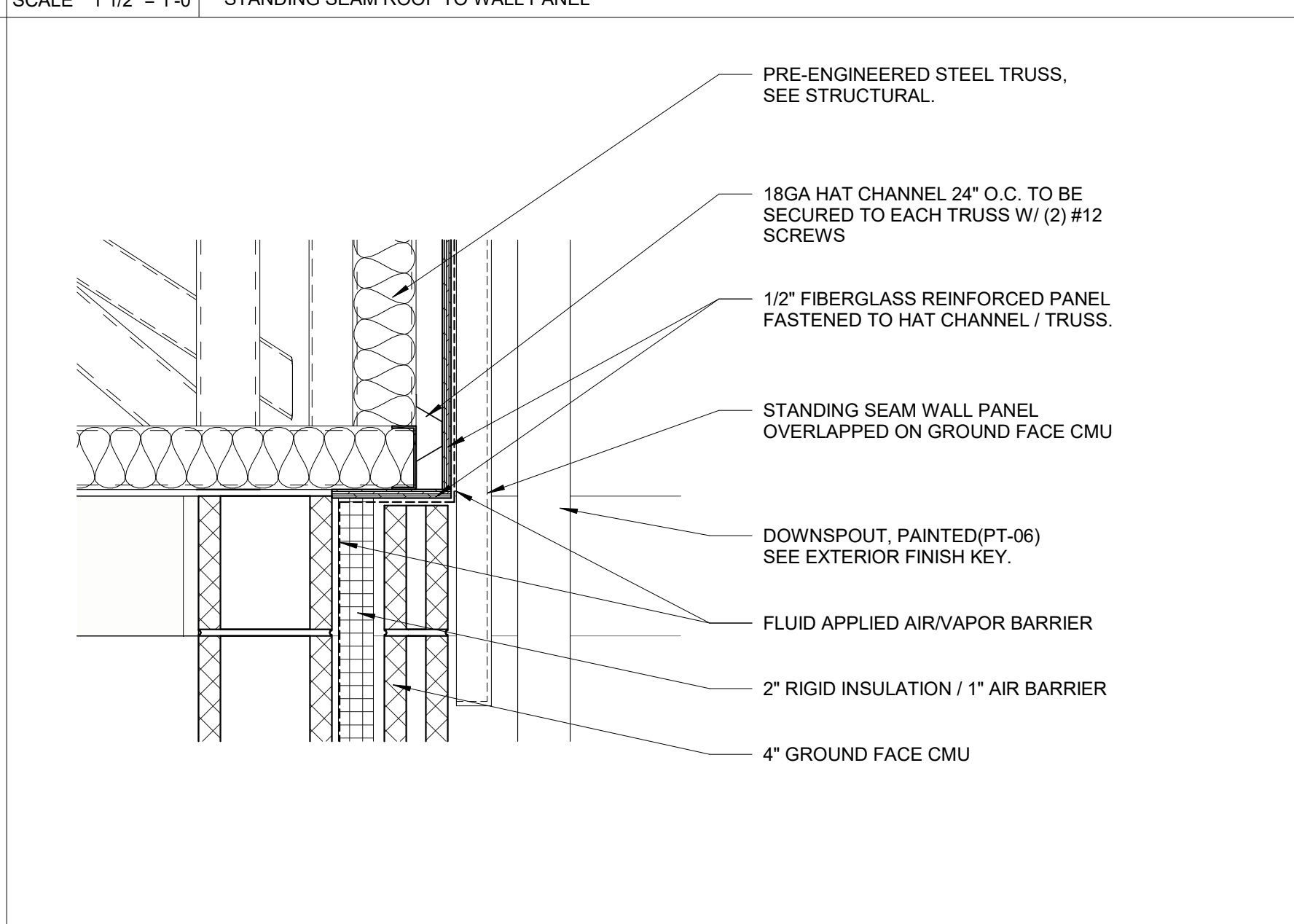
12 ROOF RIDGE DETAIL
SCALE 3" = 1'-0" RIDGE CAP DETAIL



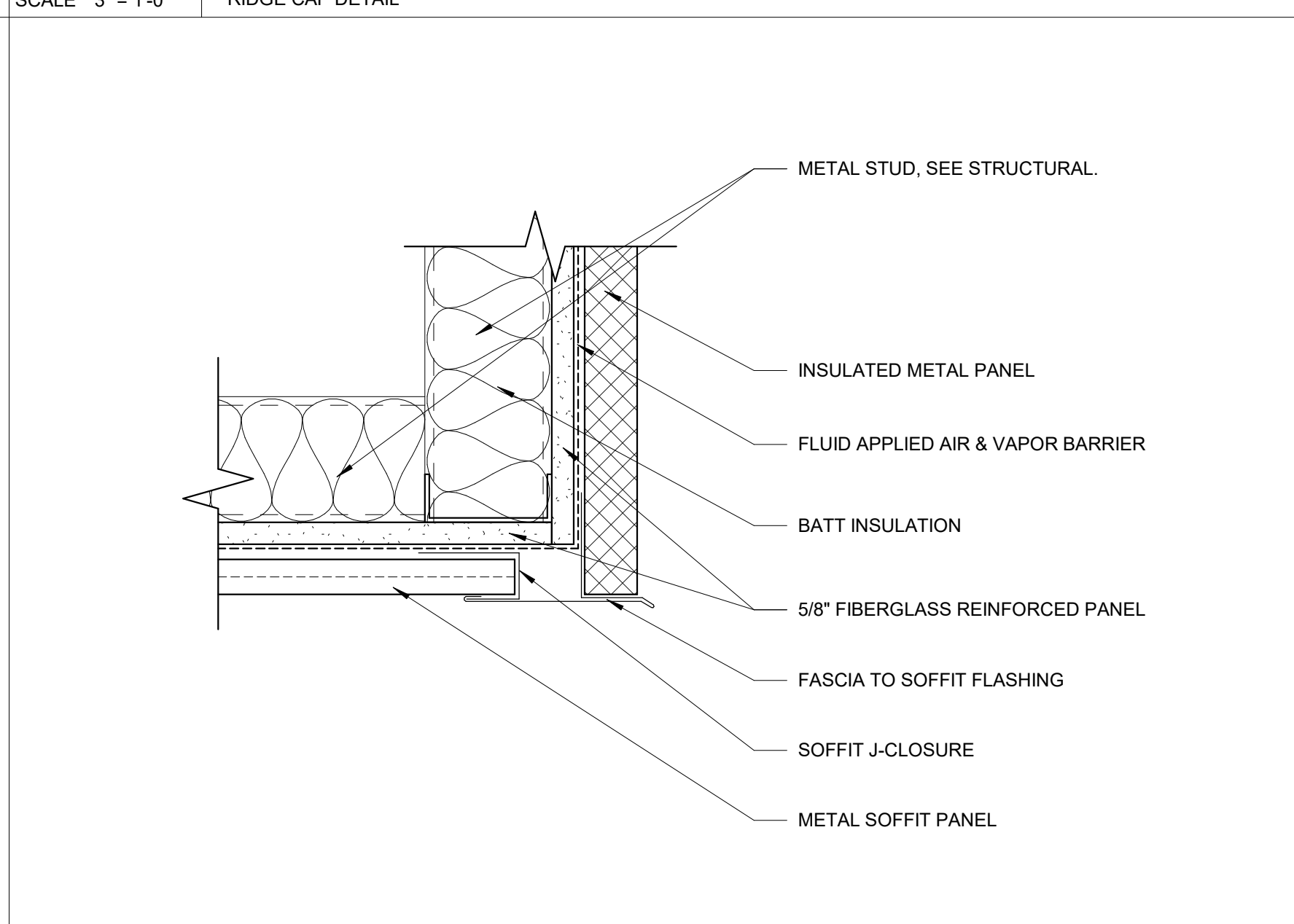
16 ROOF HEADWALL DETAIL
SCALE 1 1/2" = 1'-0" STANDING SEAM ROOF TO EXISTING WALL



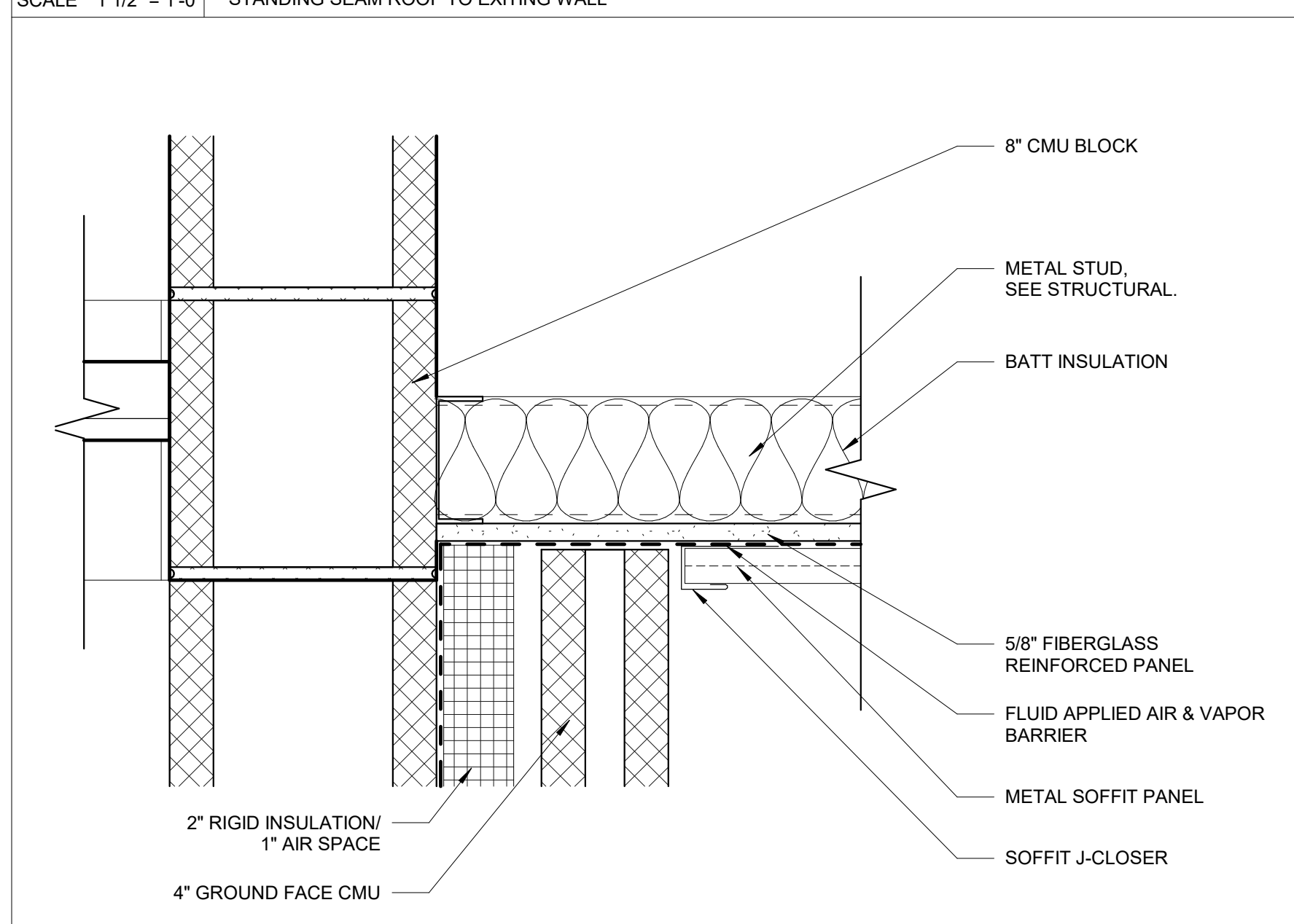
03 PLAN DETAIL
SCALE 1 1/2" = 1'-0" METAL PANEL WALL @ EXISTING BUILDING CORNER



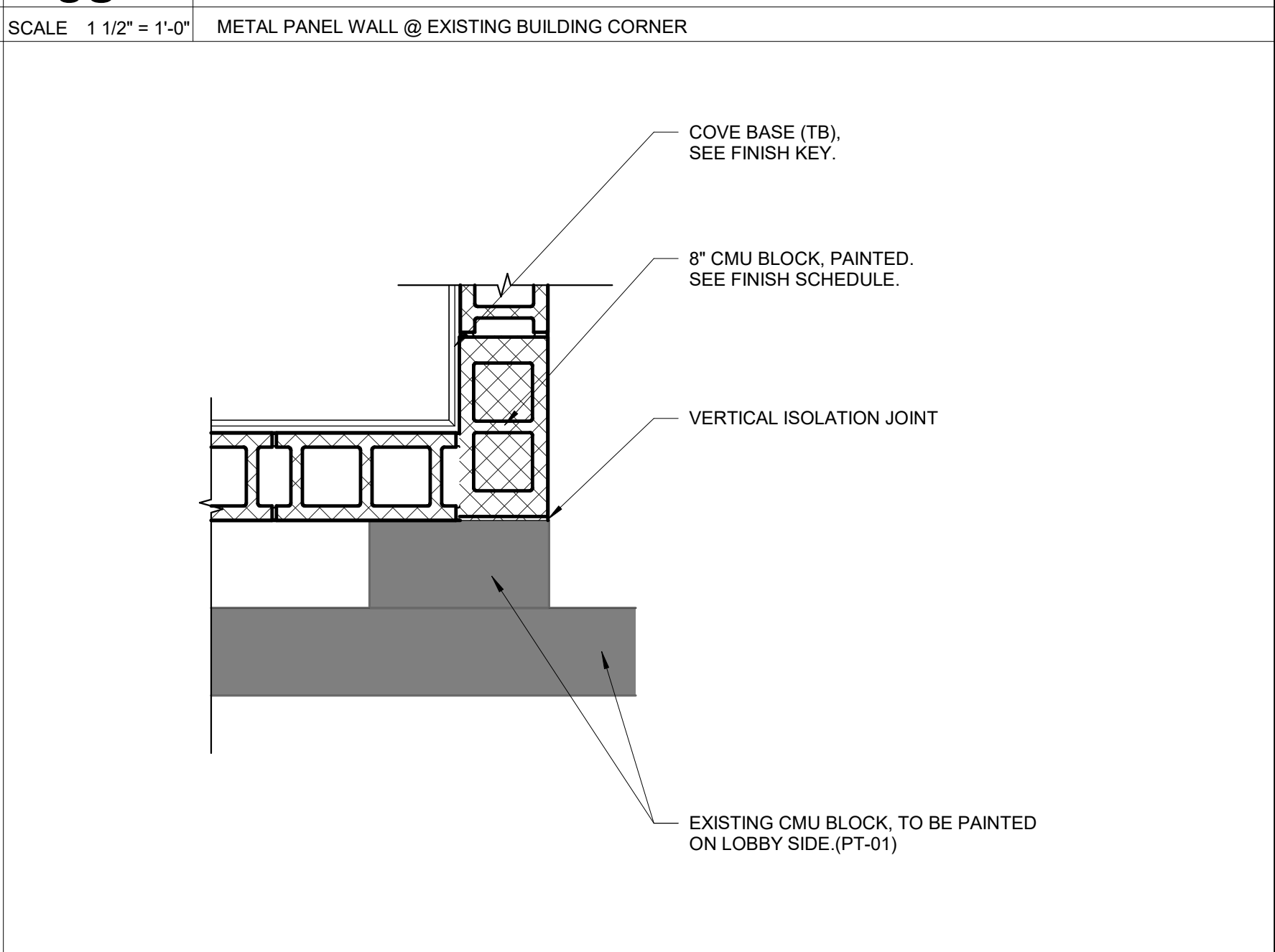
07 WALL DETAIL
SCALE 1 1/2" = 1'-0" STANDING SEAM WALL PANEL TO MASONRY WALL



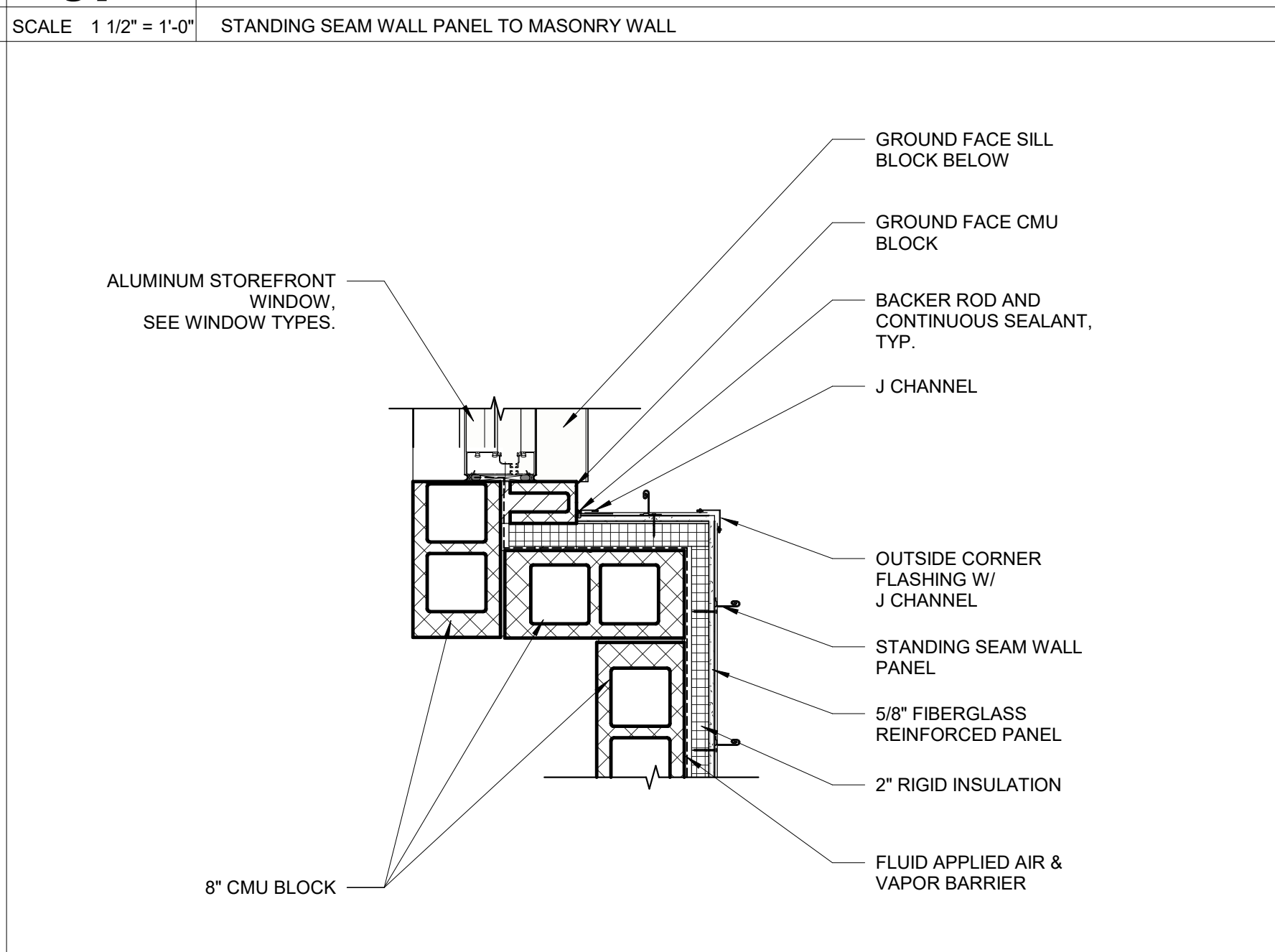
11 SOFFIT DETAIL
SCALE 3" = 1'-0" METAL WALL PANEL TO SOFFIT DETAIL



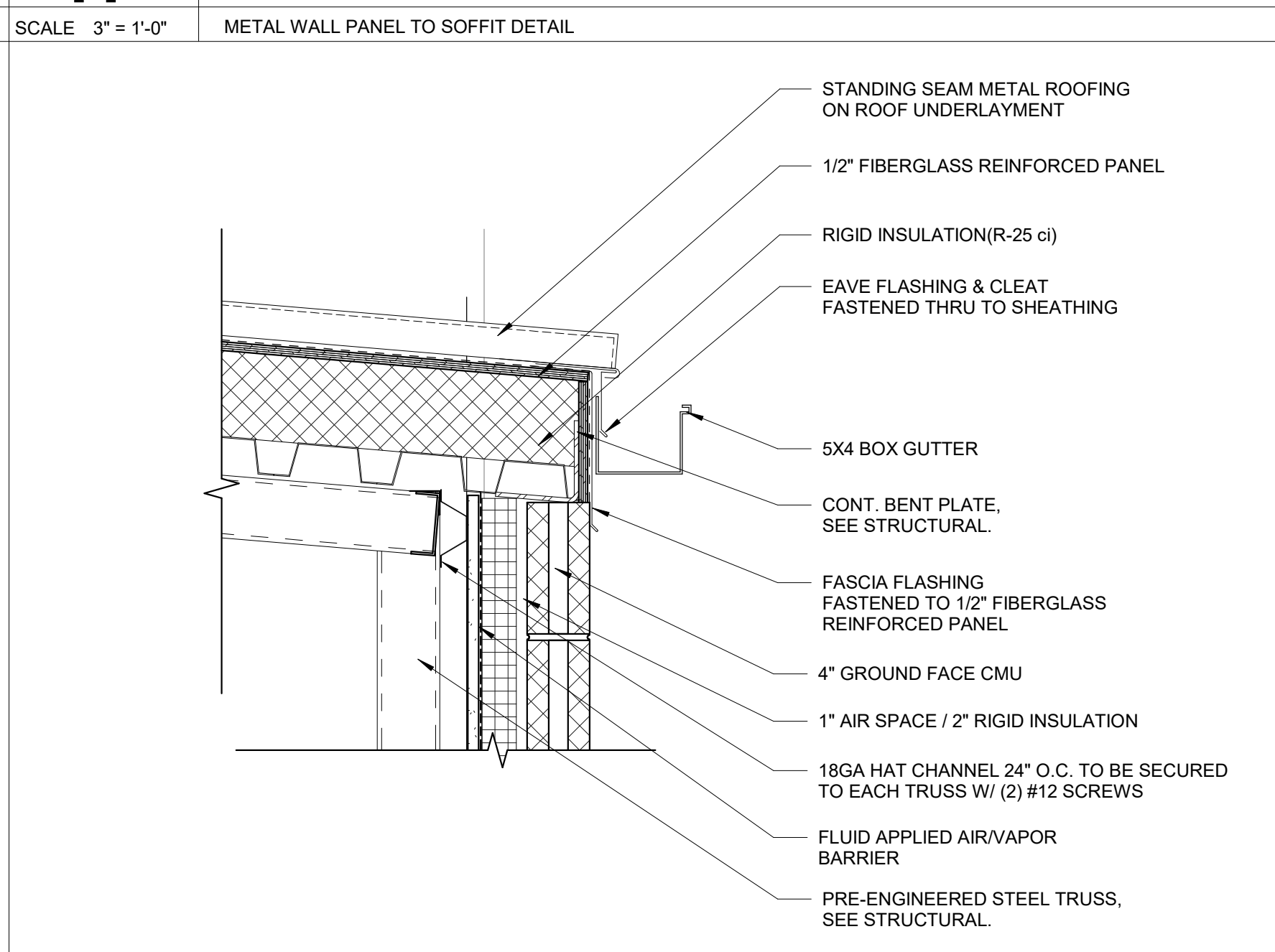
15 SOFFIT DETAIL
SCALE 3" = 1'-0" METAL SOFFIT TO WALL DETAIL



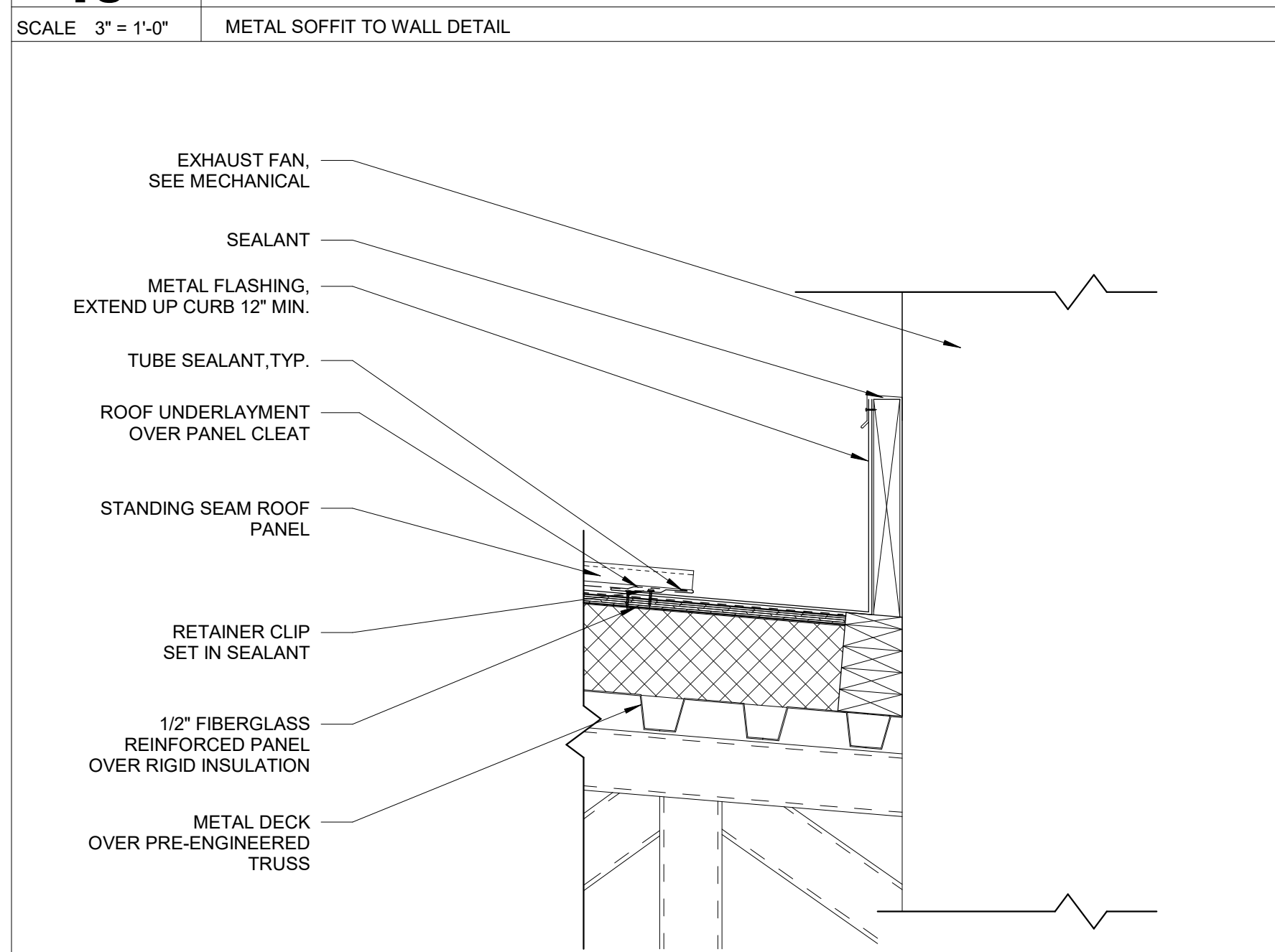
02 PLAN DETAIL
SCALE 1" = 1'-0" CMU WALL CONNECTION TO EXISTING PILASTER



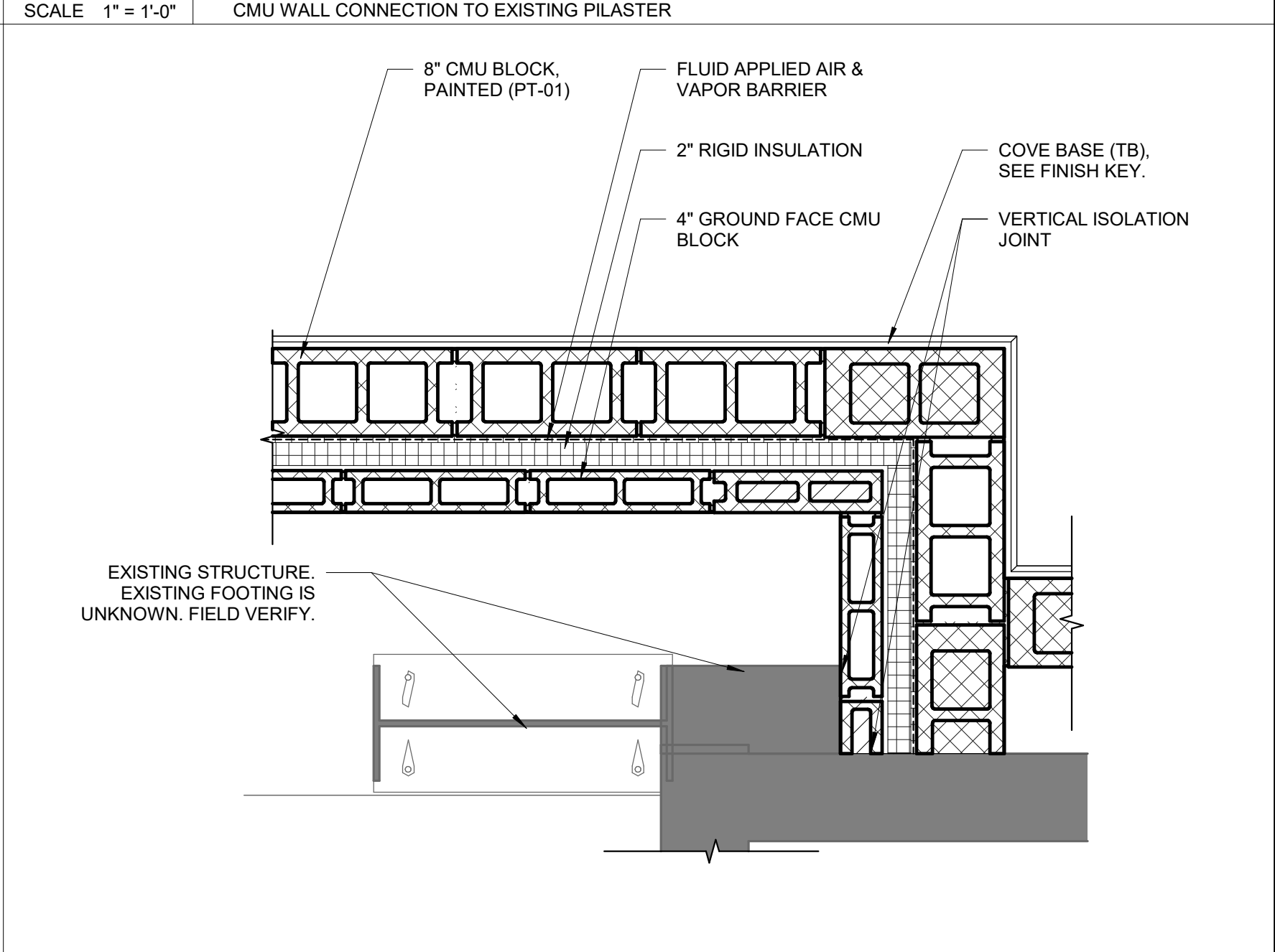
06 PLAN DETAIL
SCALE 1" = 1'-0" TRANSITION FROM STANDING SEAM WALL PANEL TO GROUND FACE CMU



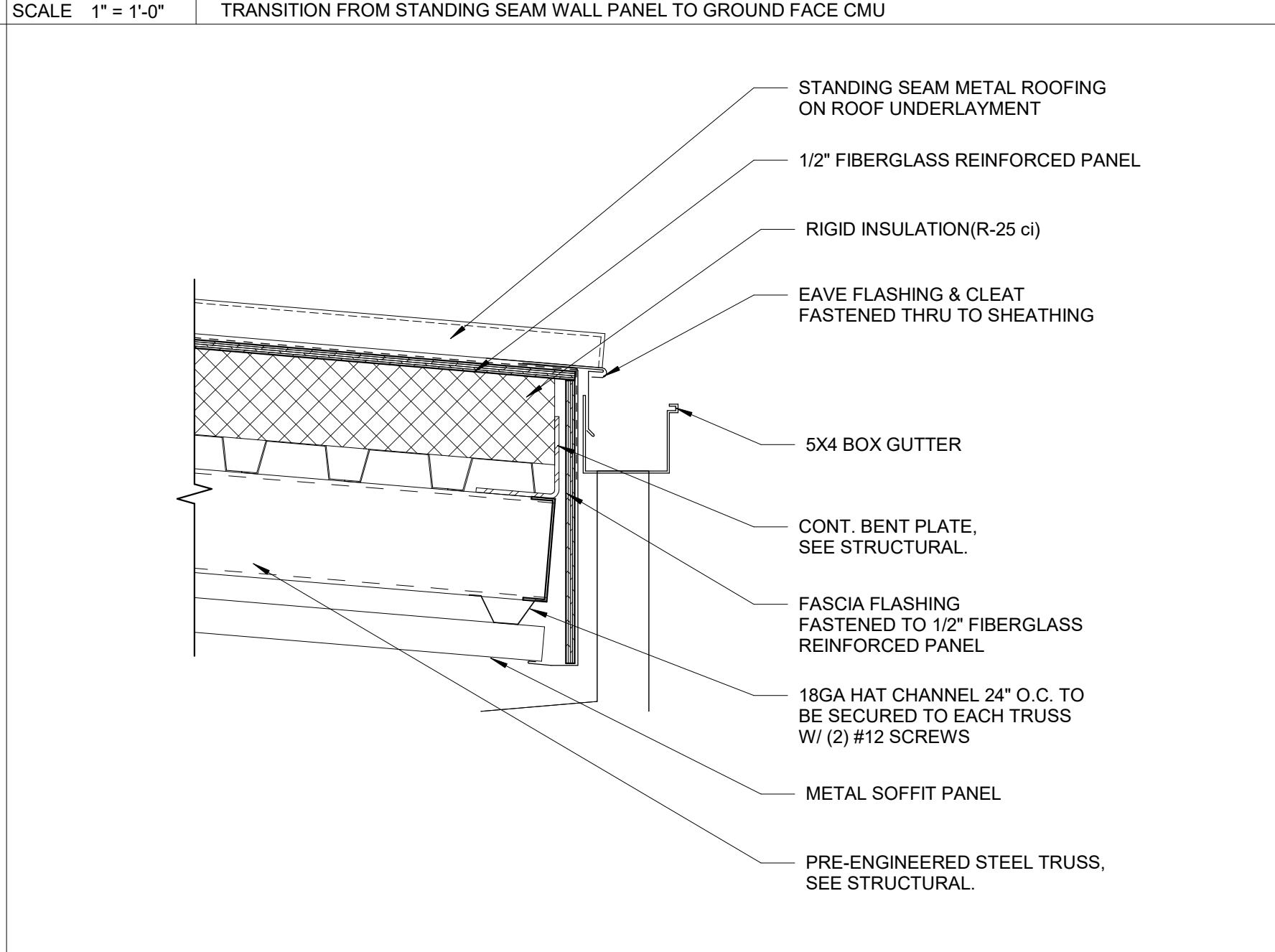
10 EAVE DETAIL
SCALE 1 1/2" = 1'-0" MASONRY WALL WITH GUTTER



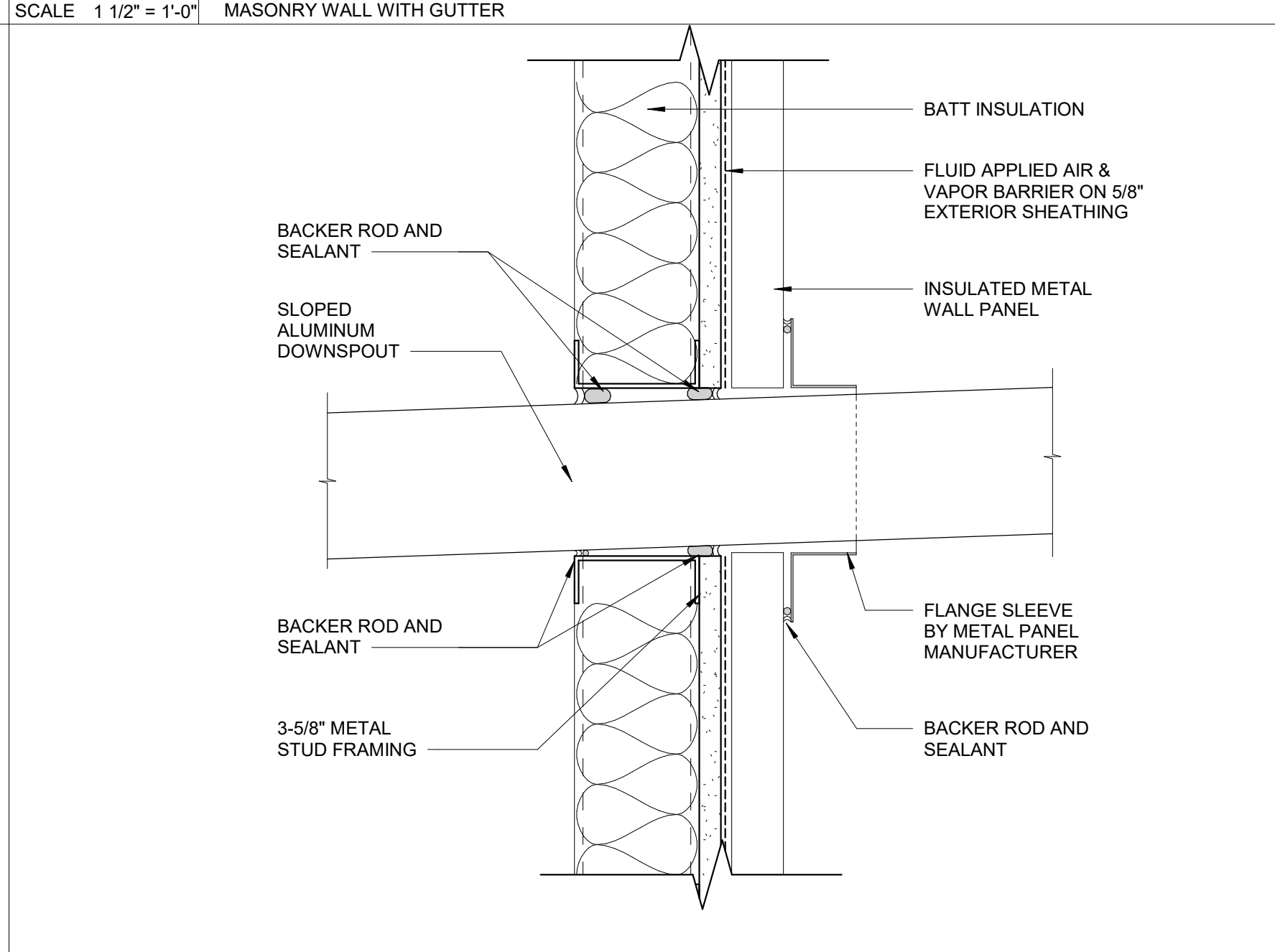
14 ROOF CURB DETAIL
SCALE 1 1/2" = 1'-0" CURB HIGH SIDE DETAIL



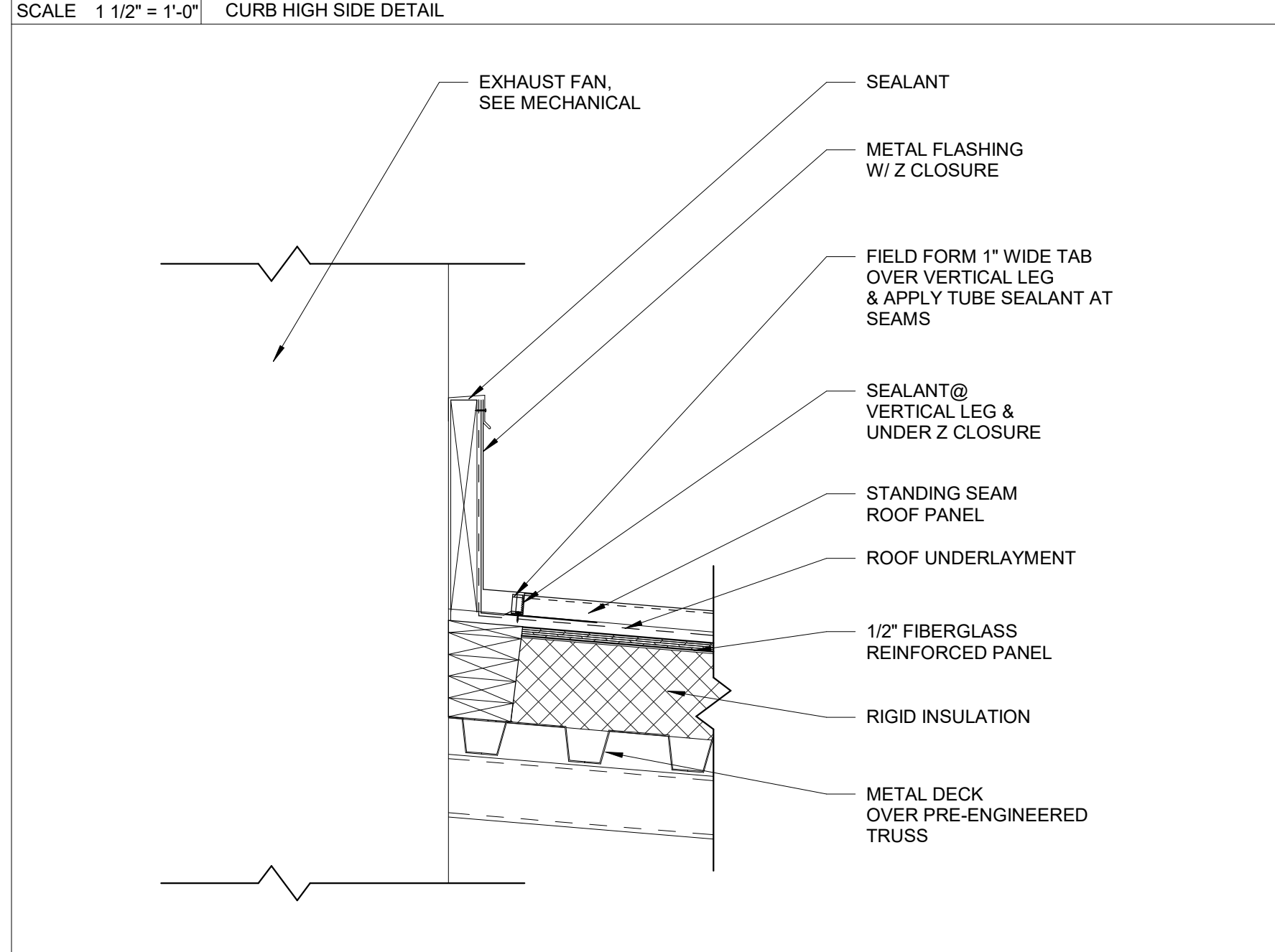
01 PLAN DETAIL
SCALE 1" = 1'-0" CMU WALL @ EXISTING BUILDING CORNER



05 EAVE DETAIL
SCALE 1 1/2" = 1'-0" TYPICAL ROOF OVERHANG WITH GUTTER



09 WALL DETAIL
SCALE 3" = 1'-0" METAL PANEL PENETRATION DETAIL



13 ROOF CURB DETAIL
SCALE 1 1/2" = 1'-0" CURB LOW SIDE DETAIL

11/14/2024 5:40:05 PM Autodesk Docs/2320204 - LCS Nims Middle School/2320204 NIMS MIDDLE SCHOOL_PHASE 2_ARCH_RVT/232024.rvt



© 2024 All reproduction & intellectual property rights reserved.

FITZGERALD COLLABORATIVE

ATLANTA
1401 PEACHTREE ST NE, SUITE 200
ATLANTA, GA 30309

TALLAHASSEE
850 S. GADSDEN STREET, SUITE 140
TALLAHASSEE, FL 32301

FITZGERALD COLLABORATIVE GROUP, LLC
AA26001957

LCS# 21-23-HKL-222



NO.	DESCRIPTION	DATE

PERMIT DOCUMENTS

CLIENT
LEON COUNTY SCHOOLS

PROJECT TITLE
LCS NIMS MIDDLE SCHOOL

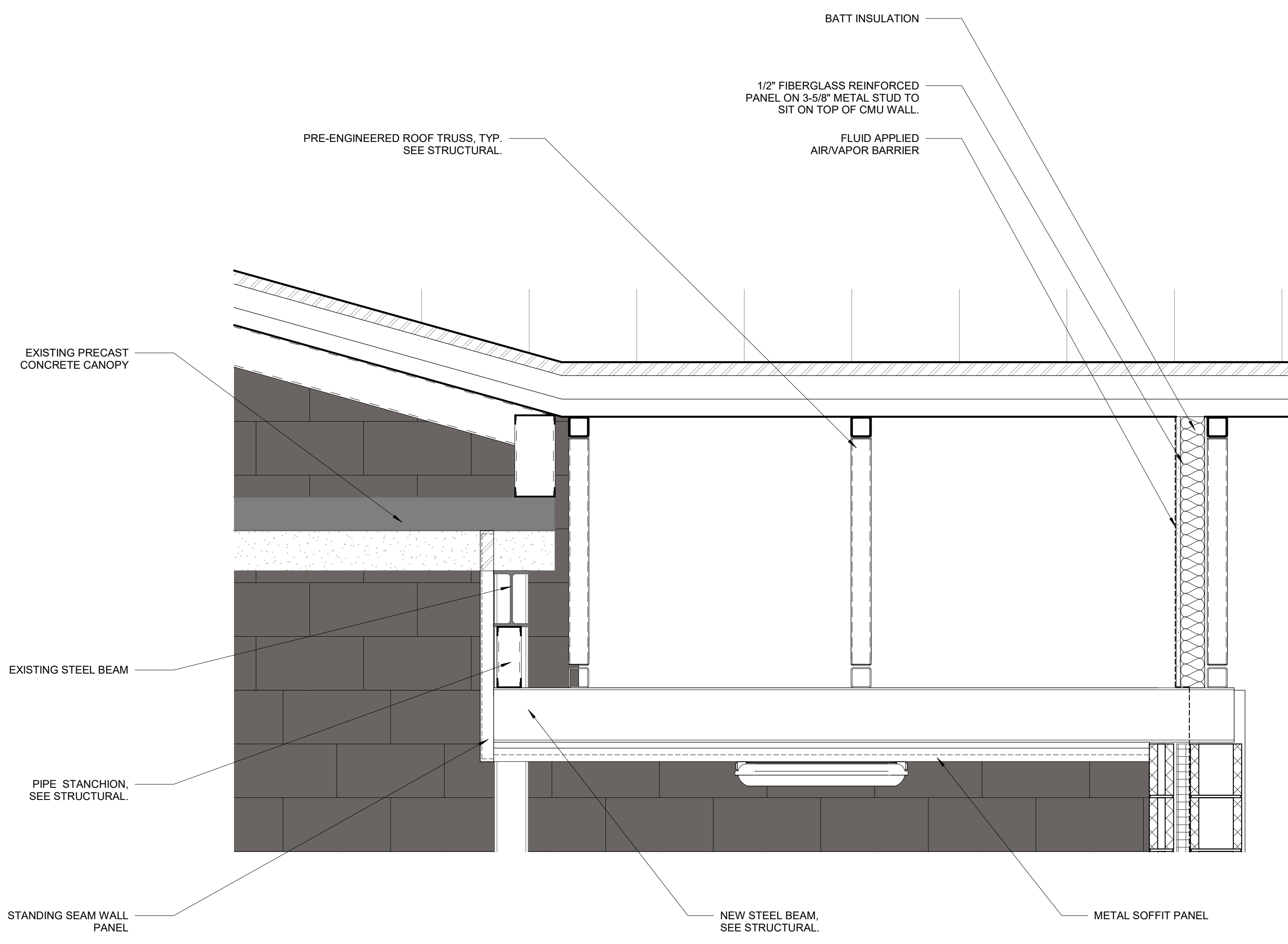
723 W Orange Avenue,
Tallahassee, FL 32310

PROJECT NUMBER
240202

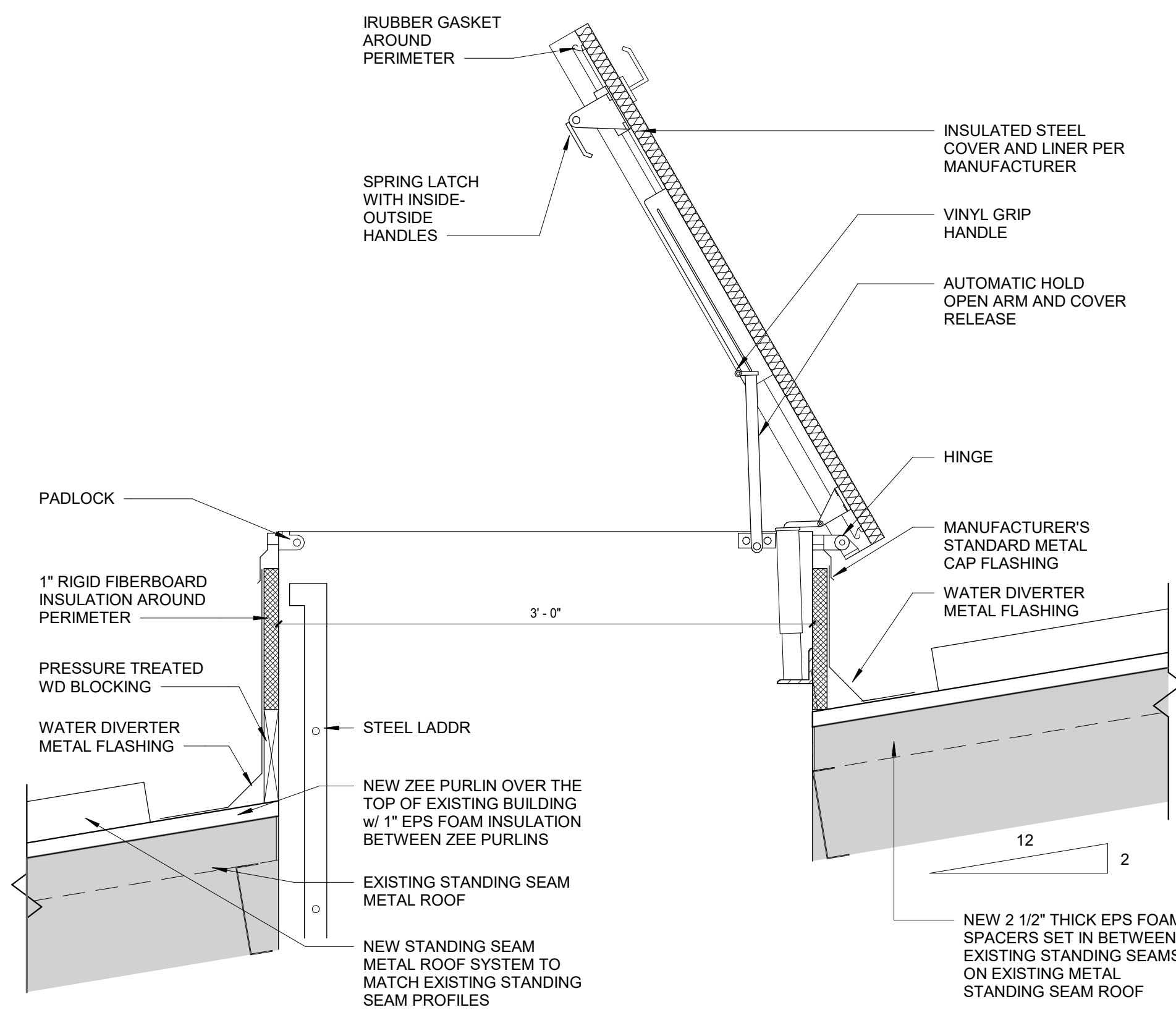
ISSUE DATE
11/11/2024

DRAWING TITLE
EXTERIOR DETAILS

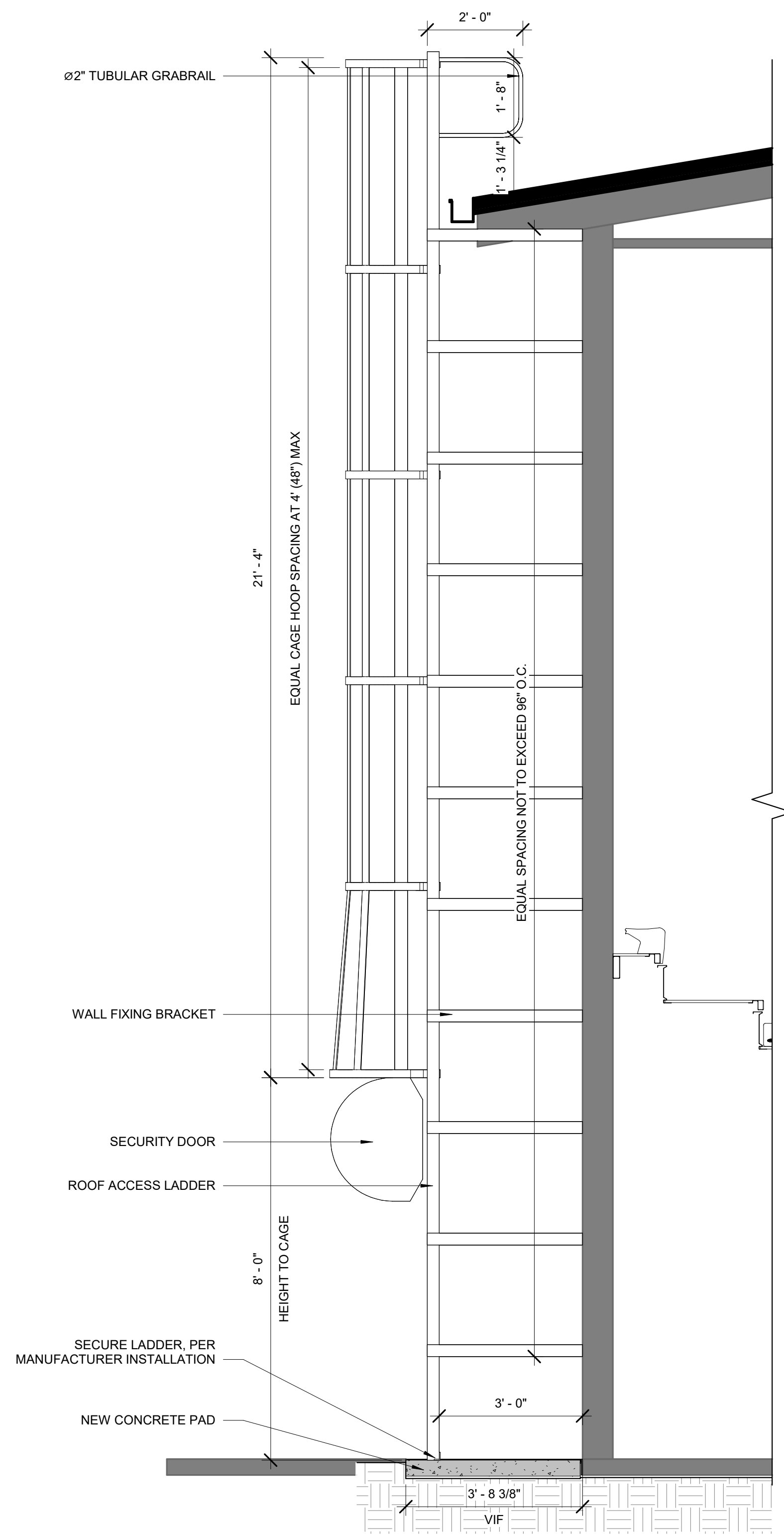
SHEET NUMBER
A502



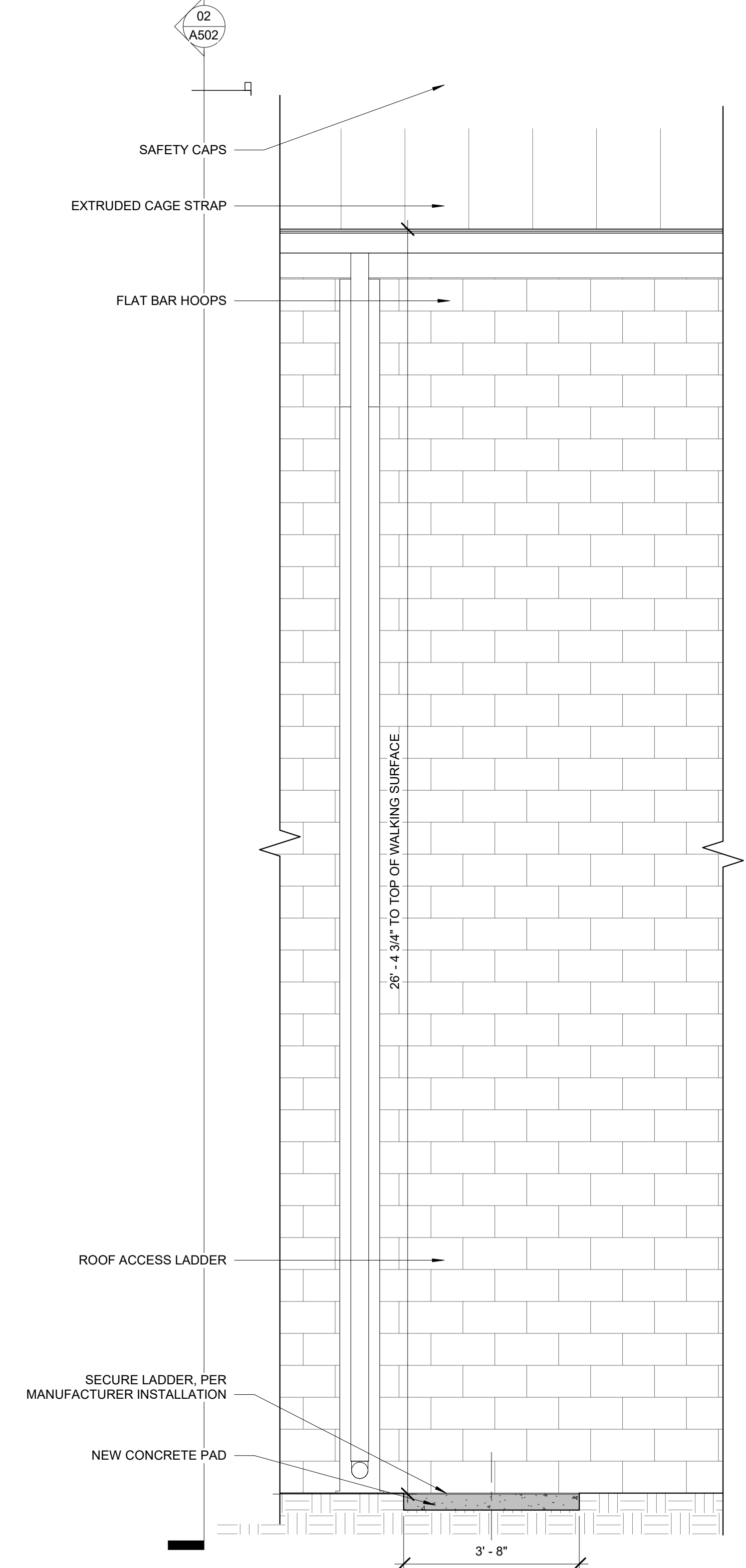
04 METAL SOFFIT & WALL UNDER EXISTING WALKWAY STRUCTURE
1" = 1'-0"



03 ROOF HATCH DETAIL
1 1/2" = 1'-0"



02 ROOF ACCESS LADDER SECTION
1/2" = 1'-0"



01 ROOF ACCESS LADDER ELEVATION
1/2" = 1'-0"

11/14/2024 5:40:07 PM Autodesk Docs/230204 - LCS Nims Middle School/230204 NIMS MIDDLE SCHOOL_PHASE 2_ARCH_LV7/2024.rvt



© 2024 All reproduction & intellectual property rights reserved.

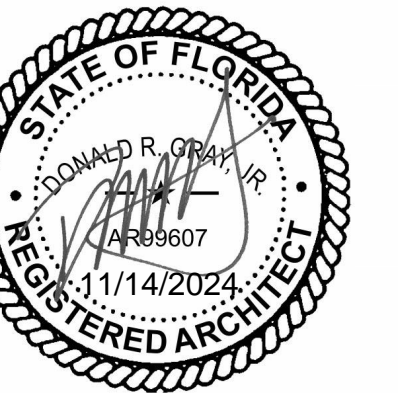
FITZGERALD COLLABORATIVE

ATLANTA
1401 PEACHTREE ST NE, SUITE 200
ATLANTA, GA 30309

TALLAHASSEE
850 S. GADSDEN STREET, SUITE 140
TALLAHASSEE, FL 32301

FITZGERALD COLLABORATIVE GROUP, LLC
AAZ6001957

LCS# 21-23-HKL-222



NO.	DESCRIPTION	DATE

PERMIT DOCUMENTS

NOT RELEASED FOR CONSTRUCTION

CLIENT
LEON COUNTY SCHOOLS

PROJECT TITLE
LCS NIMS MIDDLE SCHOOL

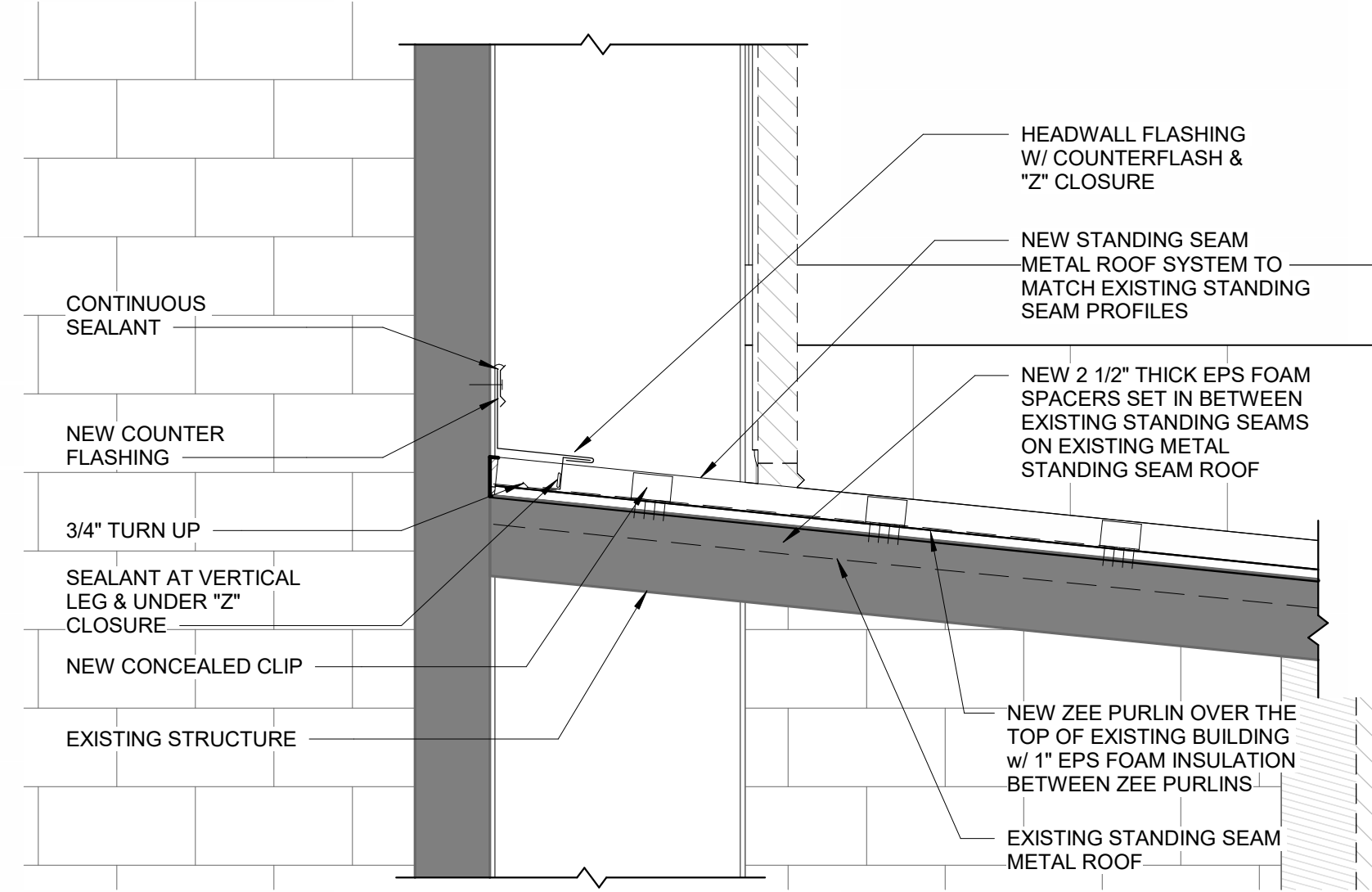
723 W Orange Avenue,
Tallahassee, FL 32310

PROJECT NUMBER
240202

ISSUE DATE
11/11/2024

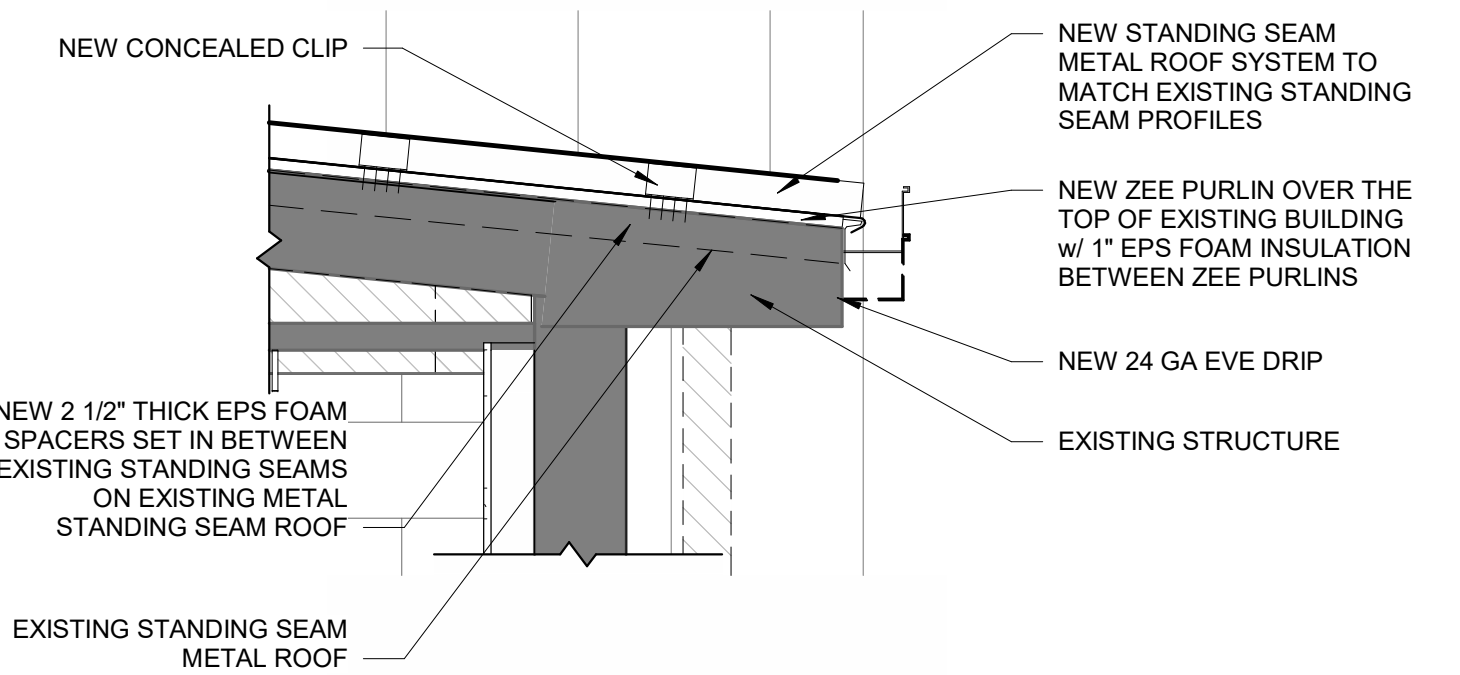
DRAWING TITLE
GYM RETROFIT ROOF DETAILS

SHEET NUMBER
A503



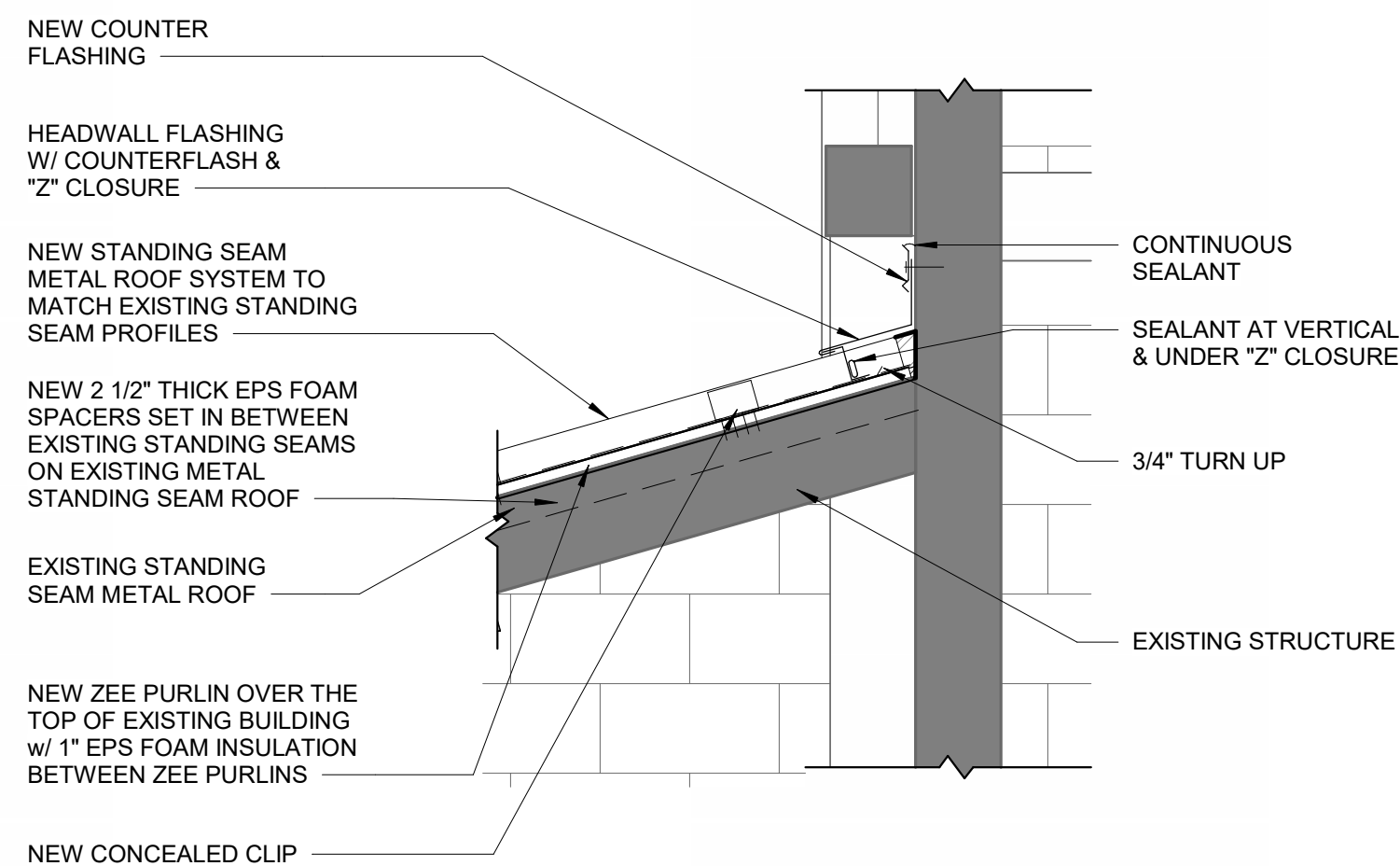
06 GYM RETROFIT HEAD WALL DETAIL

SCALE 3/4" = 1'-0" SECTION - GYM LOOKING NORTH - Callout 1



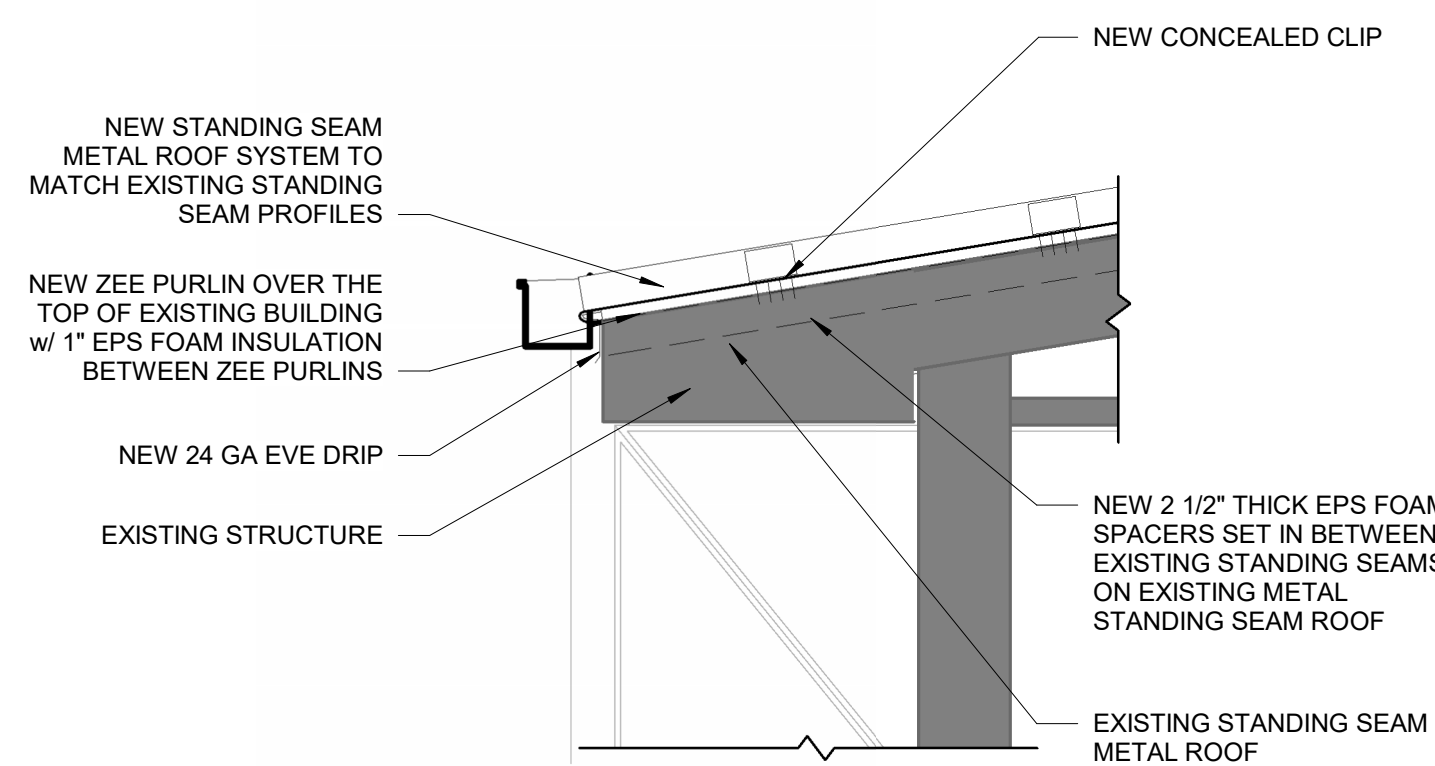
05 GYM RETROFIT EAVE DETAIL

SCALE 3/4" = 1'-0" SECTION - GYM LOOKING NORTH - Callout 2



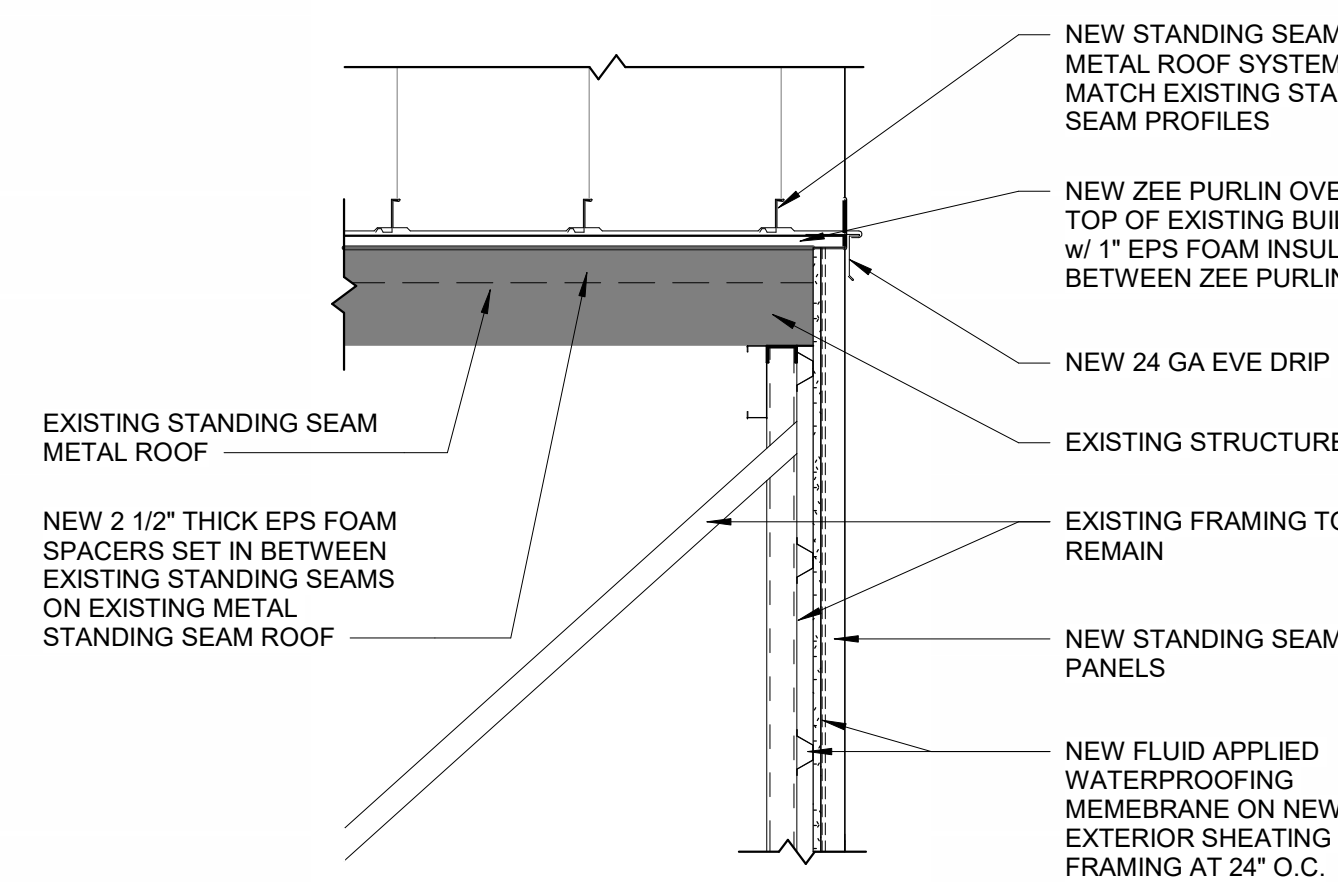
04 GYM RETROFIT HEAD WALL DETAIL

SCALE 3/4" = 1'-0" SECTION - GYM LOOKING WEST - Callout 3



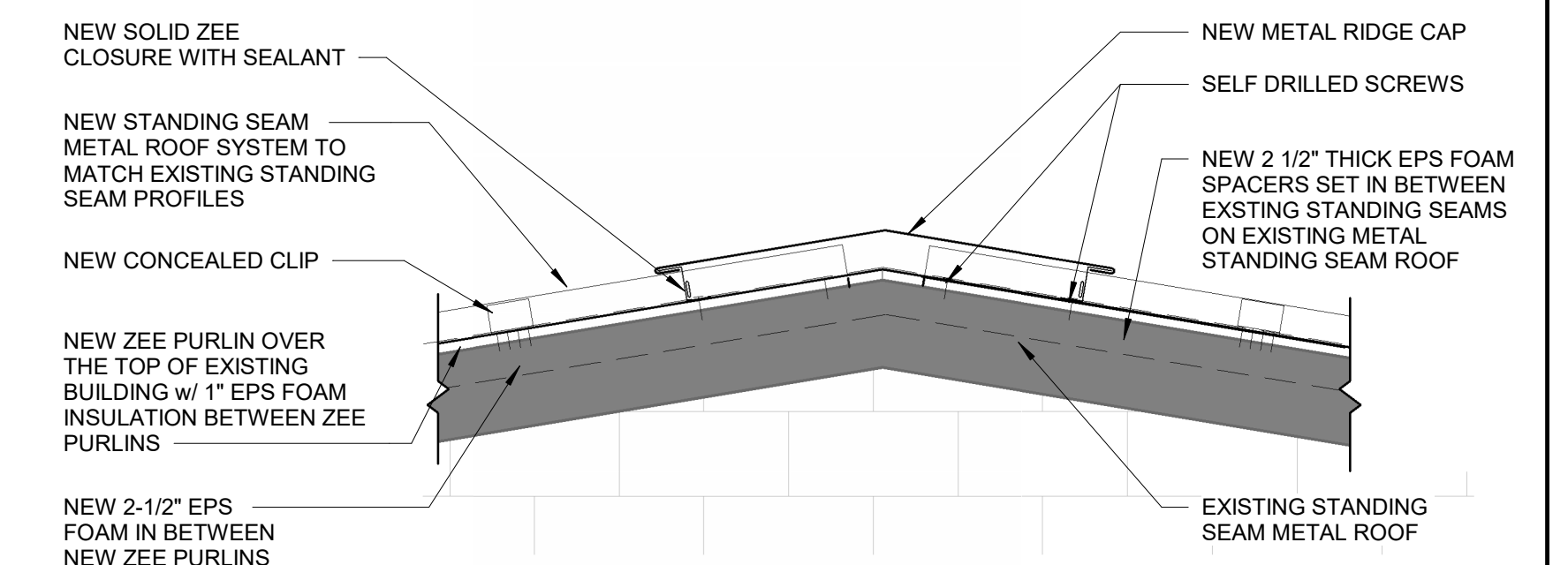
03 GYM RETROFIT EAVE DETAIL

SCALE 3/4" = 1'-0" FASCIA DETAIL



02 GYM RETROFIT GABLE END DETAIL

SCALE 3/4" = 1'-0" Detail 6



01 GYM RETROFIT RIDGE DETAIL

SCALE 3/4" = 1'-0" ROOF CAP

11/14/2024 5:40:12 PM Autodesk Docs/2320204 - LCS Nims Middle School/2320204 NIMS MIDDLE SCHOOL_PHASE 2_ARCH_LR/232024.rvt



© 2024 All reproduction & intellectual property rights reserved.


FITZGERALD COLLABORATIVE

ATLANTA
1401 PEACHTREE ST NE, SUITE 200
ATLANTA, GA 30309

TALLAHASSEE
850 S. GADSDEN STREET, SUITE 140
TALLAHASSEE, FL 32301

FITZGERALD COLLABORATIVE GROUP, LLC
AAZ6001957

LCS# 21-23-HKL-222



NO.	DESCRIPTION	DATE

PERMIT DOCUMENTS

NOT RELEASED FOR CONSTRUCTION

CLIENT

LEON COUNTY SCHOOLS

PROJECT TITLE

LCS NIMS MIDDLE SCHOOL

723 W Orange Avenue,
Tallahassee, FL 32310

PROJECT NUMBER

240202

ISSUE DATE

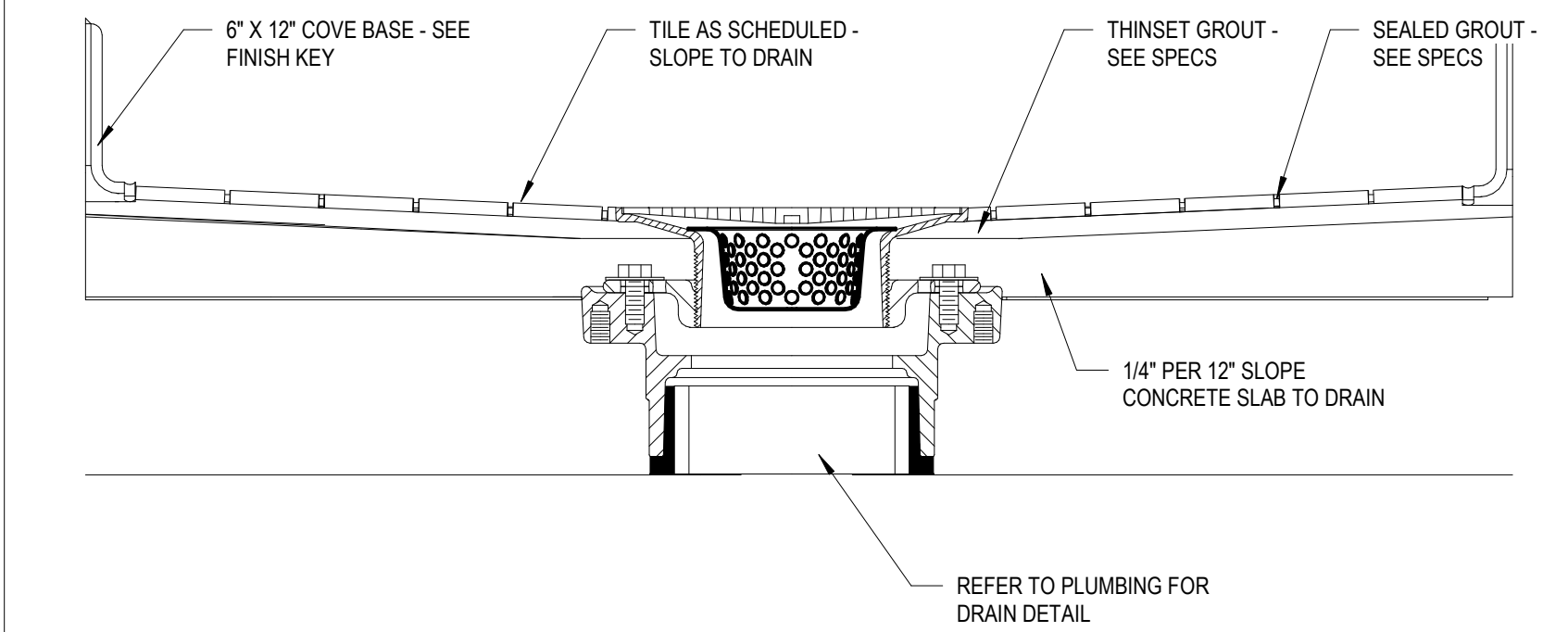
11/11/2024

DRAWING TITLE

INTERIOR DETAILS

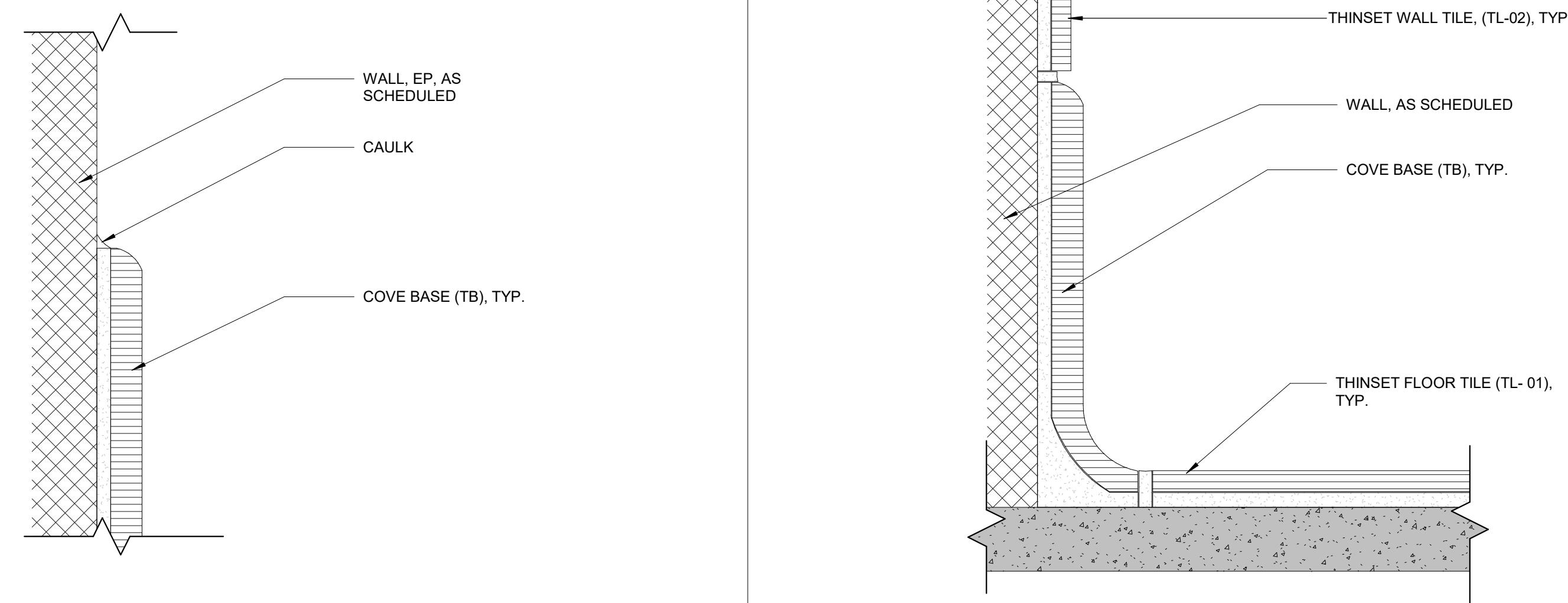
SHEET NUMBER

A504



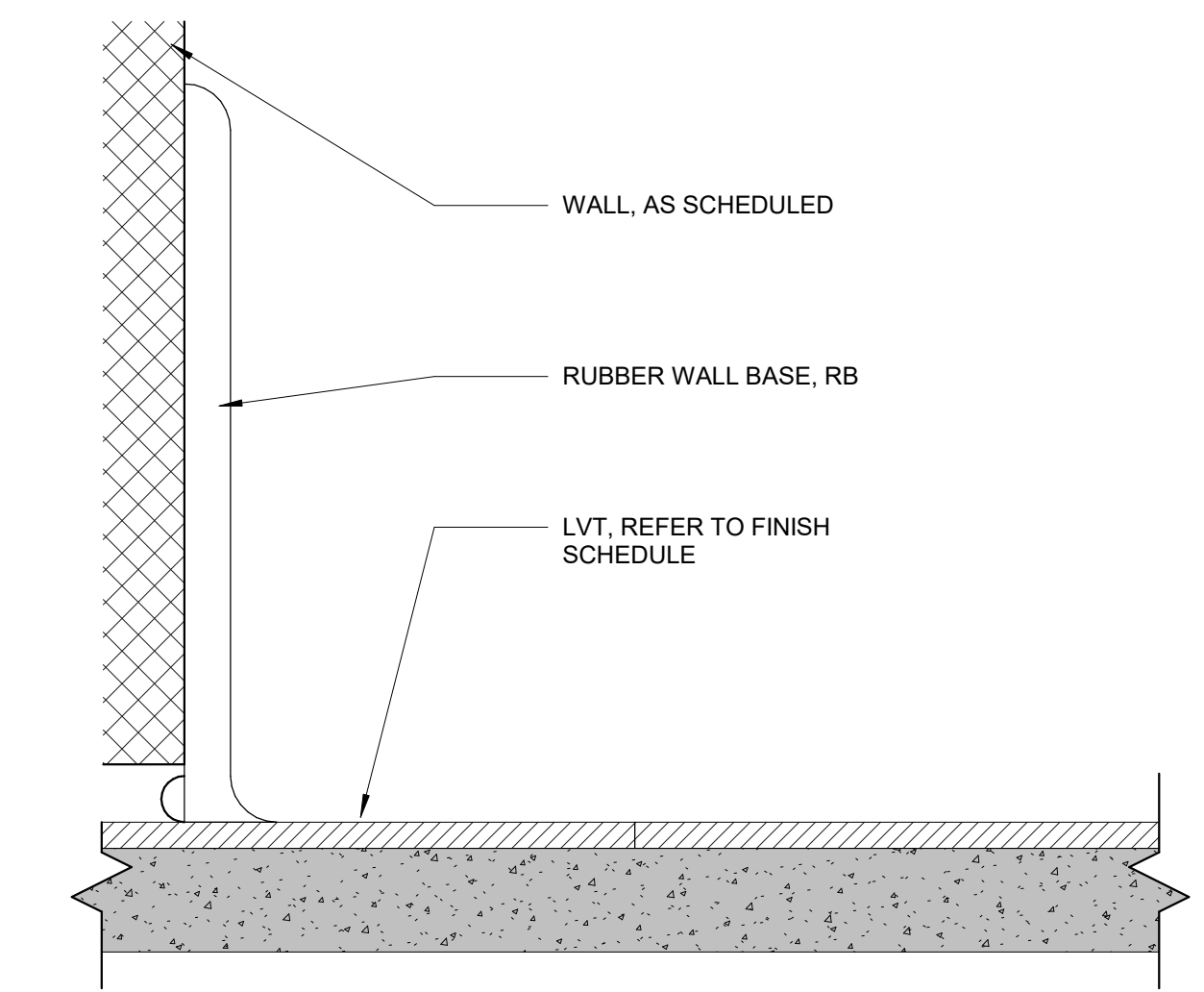
09 TILE FLOORING DRAIN DETAIL - 09

SCALE 3" = 1'-0" TYPICAL FLOOR DRAIN DETAIL



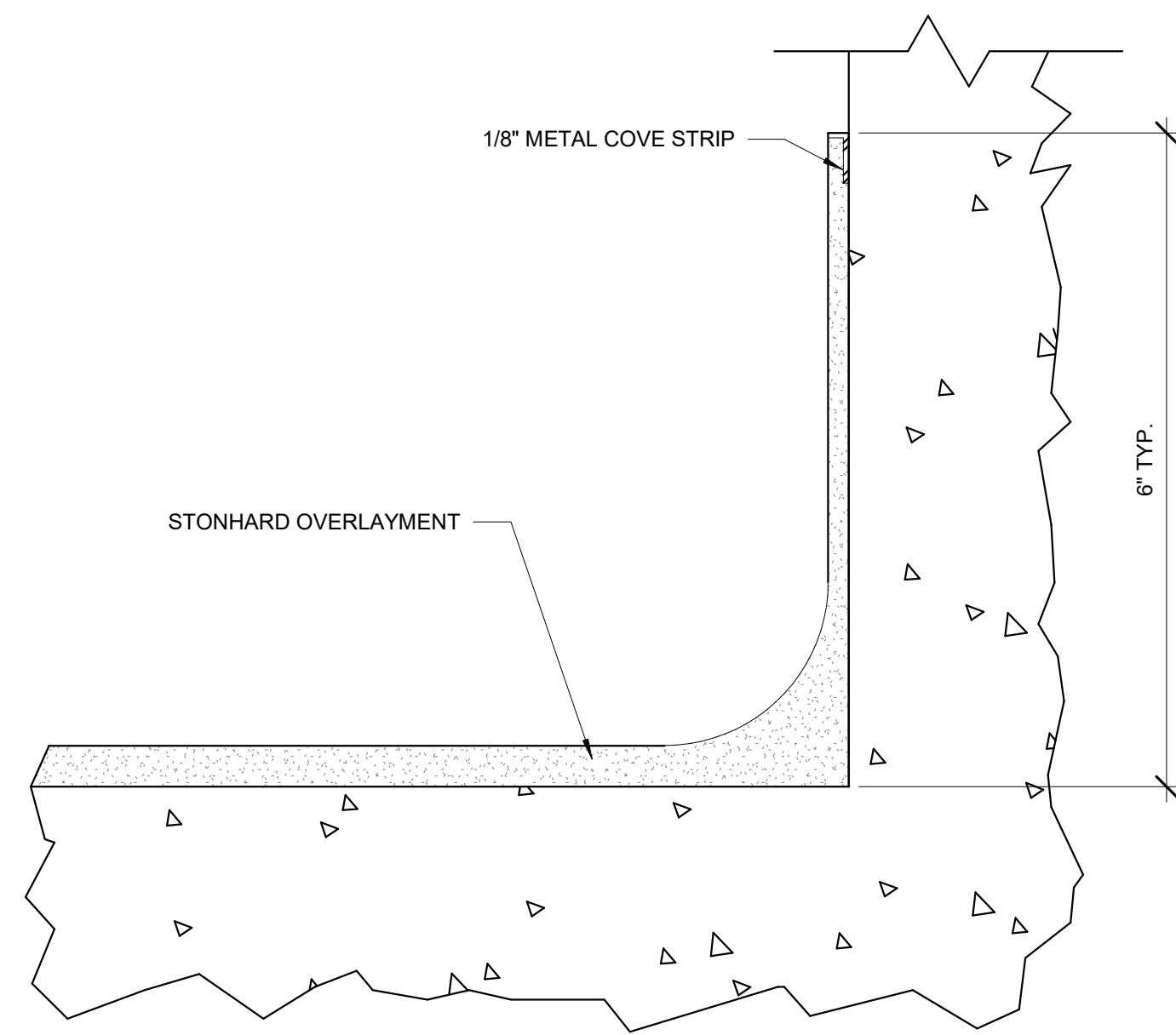
06 COVE WALL BASE TRANSITION DETAIL - 06

SCALE 12" = 1'-0" TL-01 TO TL-02



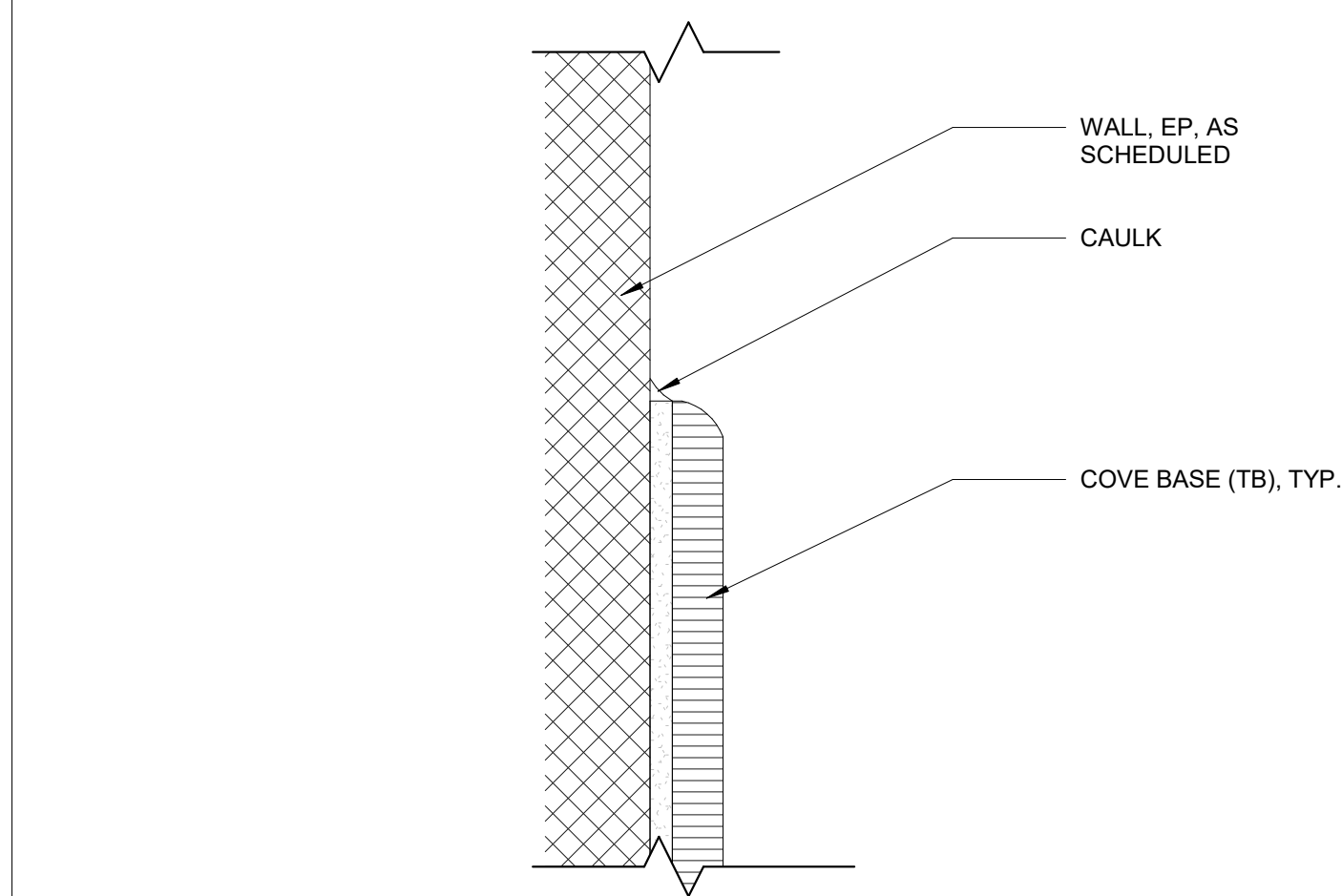
05 WALL BASE TRANSITION DETAIL - 05

SCALE 12" = 1'-0" LVT-01 TO RB



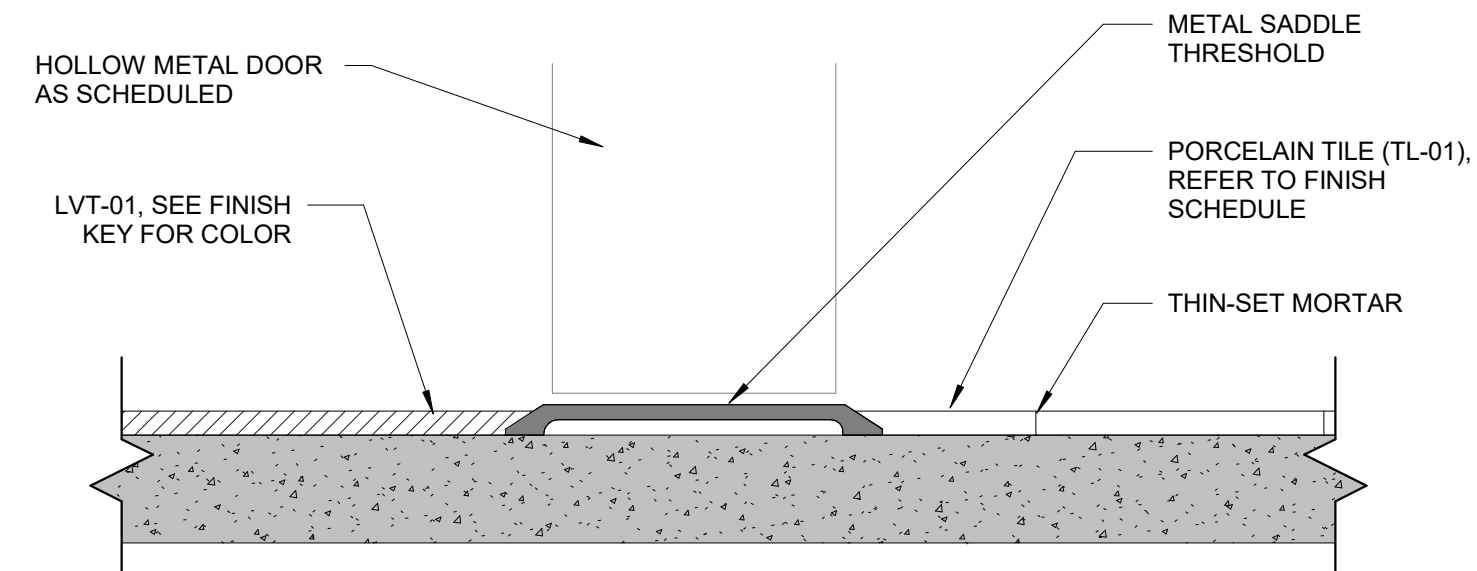
08 RESINOUS WALL BASE DETAIL - 08

SCALE 12" = 1'-0" RESINOUS COVE BASE DETAIL



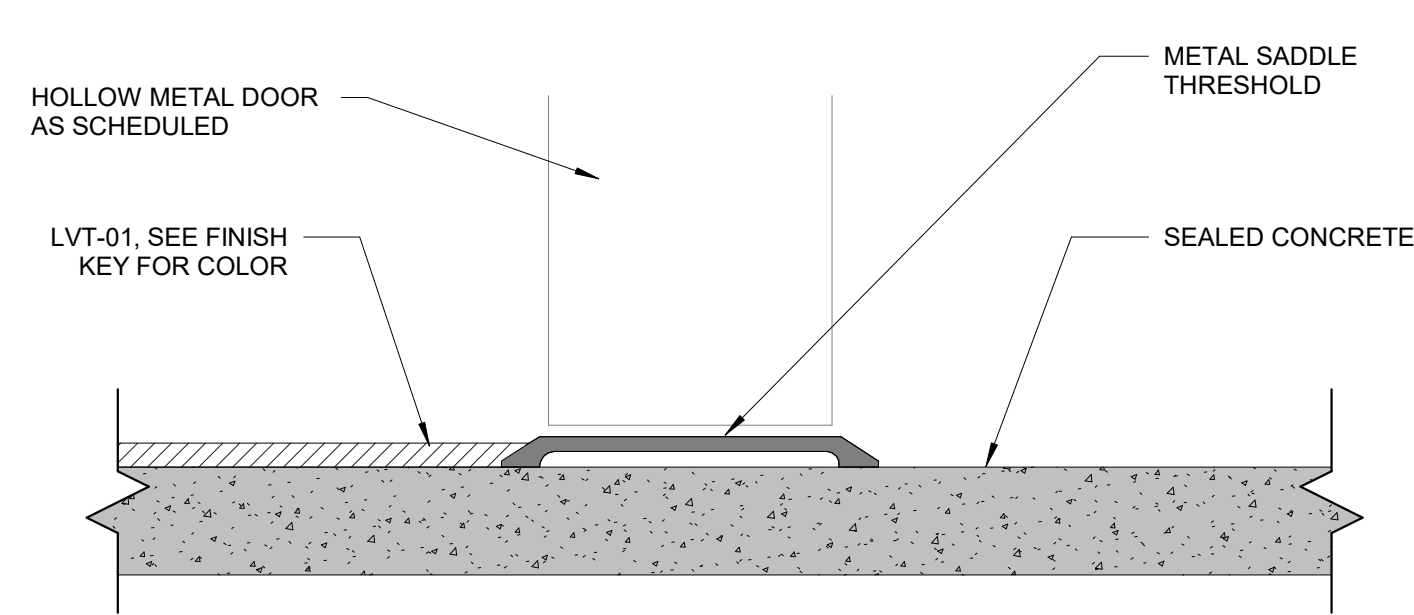
07 WALL BASE TRANSITION DETAIL - 07

SCALE 12" = 1'-0" TB TO EP



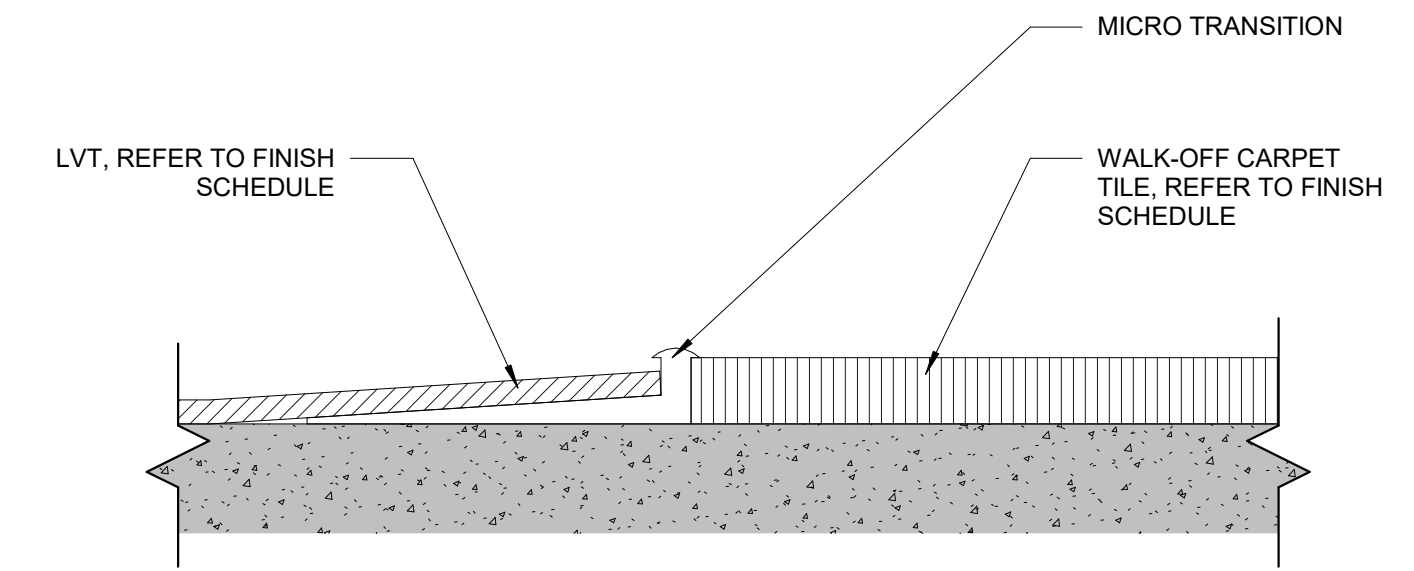
02 TRANSITION DETAIL - 02

SCALE 12" = 1'-0" LVT TO TILE



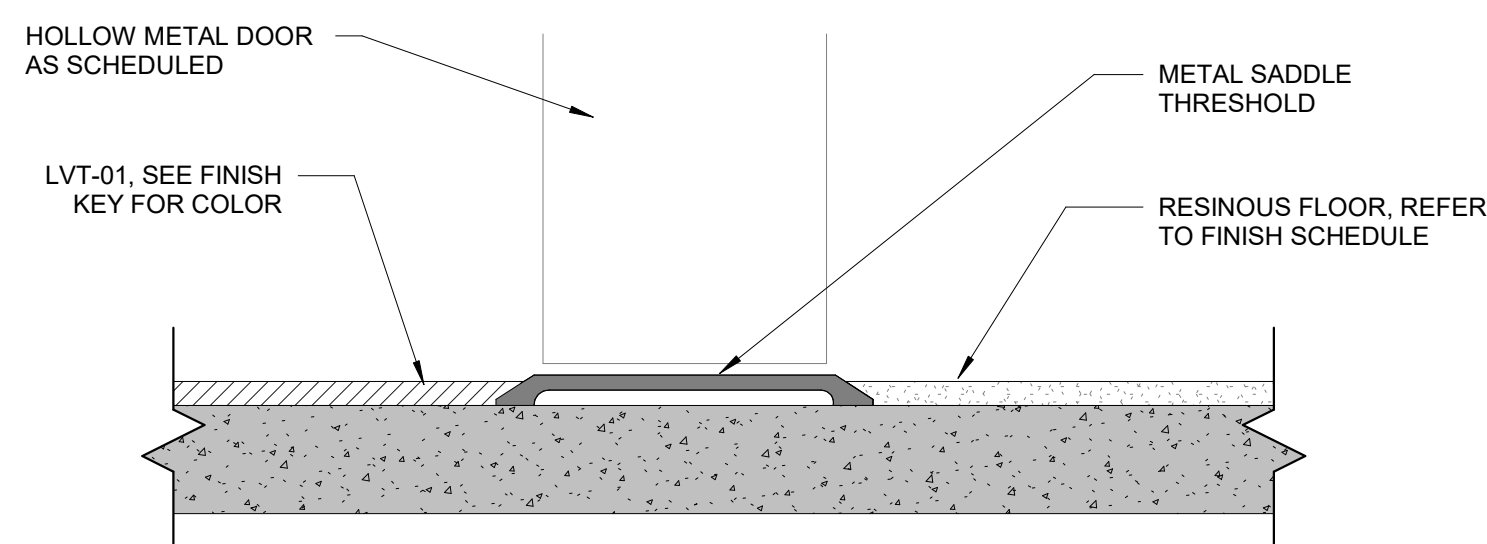
03 TRANSITION DETAIL - 03

SCALE 12" = 1'-0" SEALED CONCRETE TO LVT



01 TRANSITION DETAIL - 01

SCALE 12" = 1'-0" LVT TO WALK-OFF CARPET



04 TRANSITION DETAIL - 04

SCALE 12" = 1'-0" LVT TO RESINOUS FLOORING

11/14/2024 5:40:15 PM Autodesk Docs/230204 - LCS Nims Middle School/230204 NIMS MIDDLE SCHOOL_ARCH_LVT/2024.rvt



© 2024 All reproduction & intellectual property rights reserved.


FITZGERALD COLLABORATIVE

ATLANTA
1401 PEACHTREE ST NE, SUITE 200
ATLANTA, GA 30309

TALLAHASSEE
850 S. GADSDEN STREET, SUITE 140
TALLAHASSEE, FL 32301

FITZGERALD COLLABORATIVE GROUP, LLC
AA26001957

LCS# 21-23-HKL-222



NO.	DESCRIPTION	DATE

PERMIT DOCUMENTS

CLIENT

LEON COUNTY SCHOOLS

PROJECT TITLE

LCS NIMS MIDDLE SCHOOL

723 W Orange Avenue,
Tallahassee, FL 32310

PROJECT NUMBER

240202

ISSUE DATE

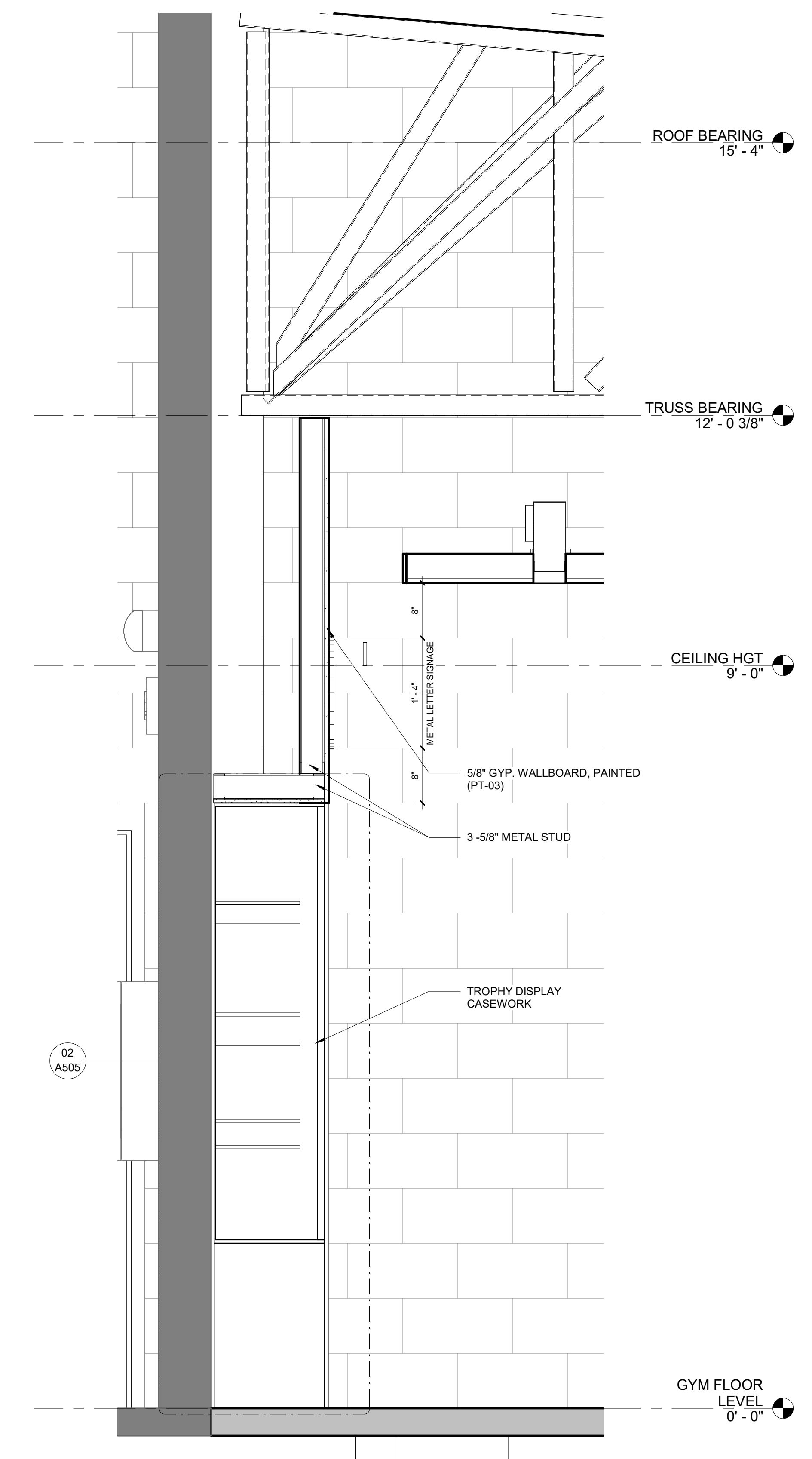
11/11/2024

DRAWING TITLE

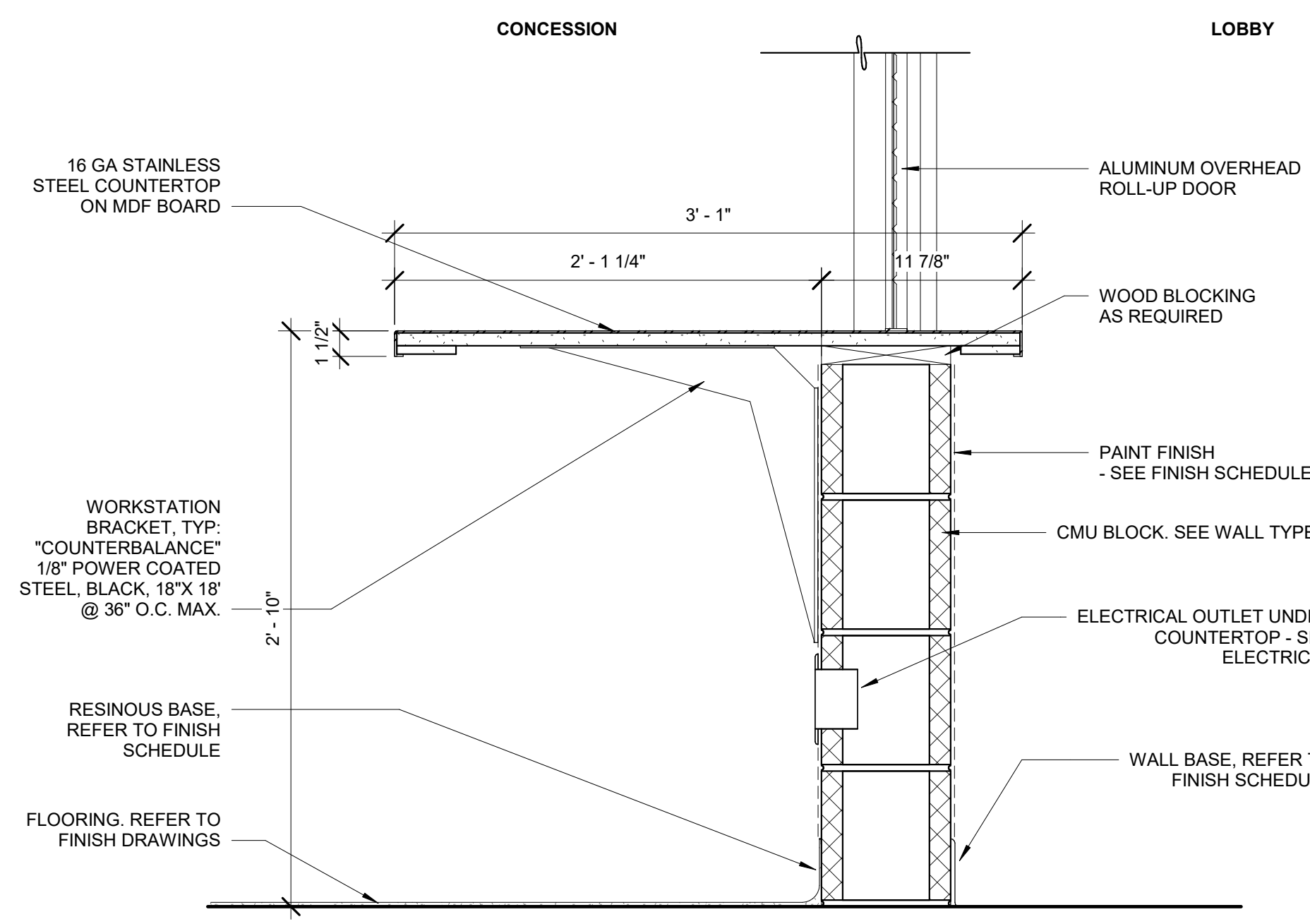
CASEWORK DETAILS

SHEET NUMBER

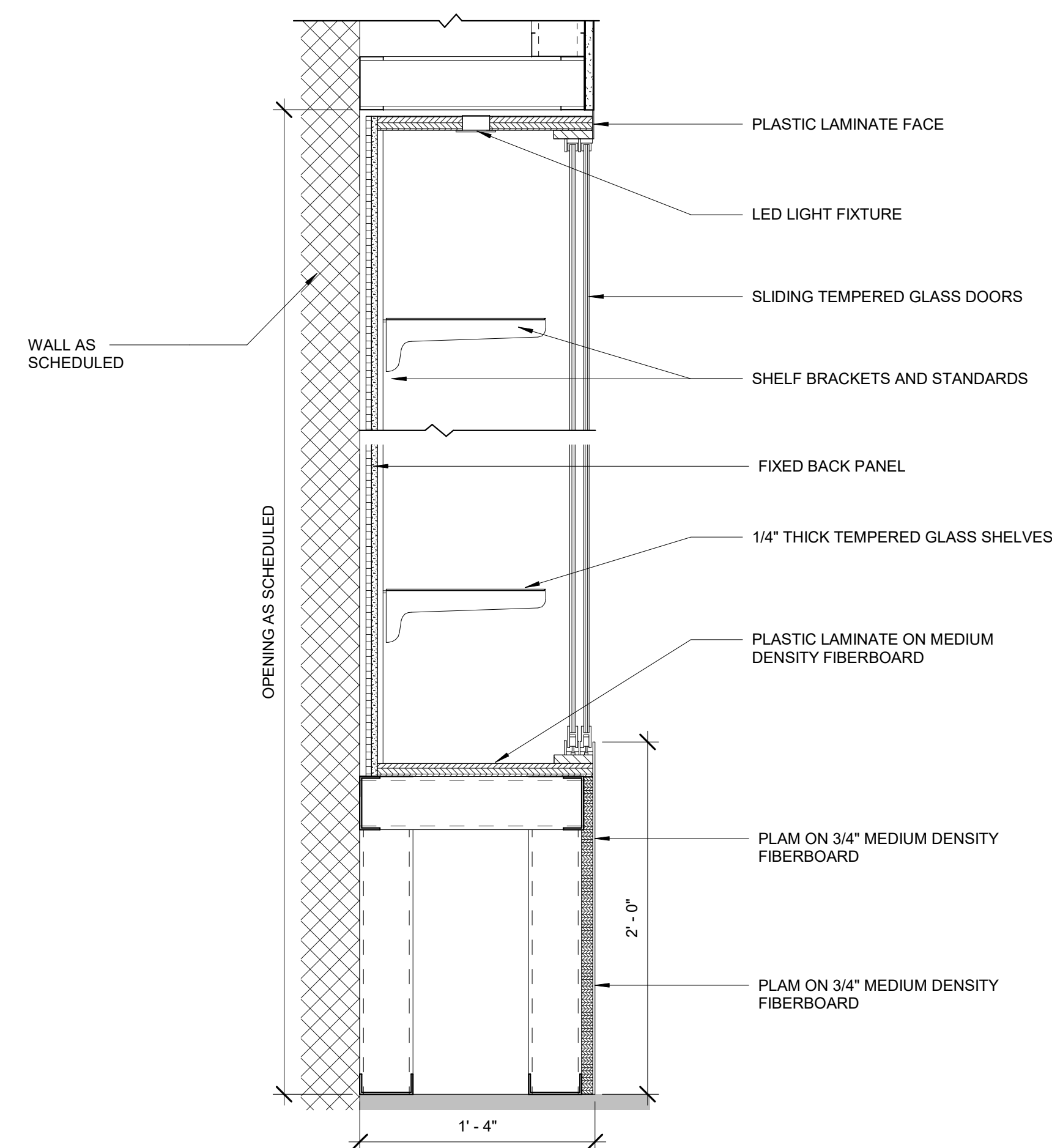
A505



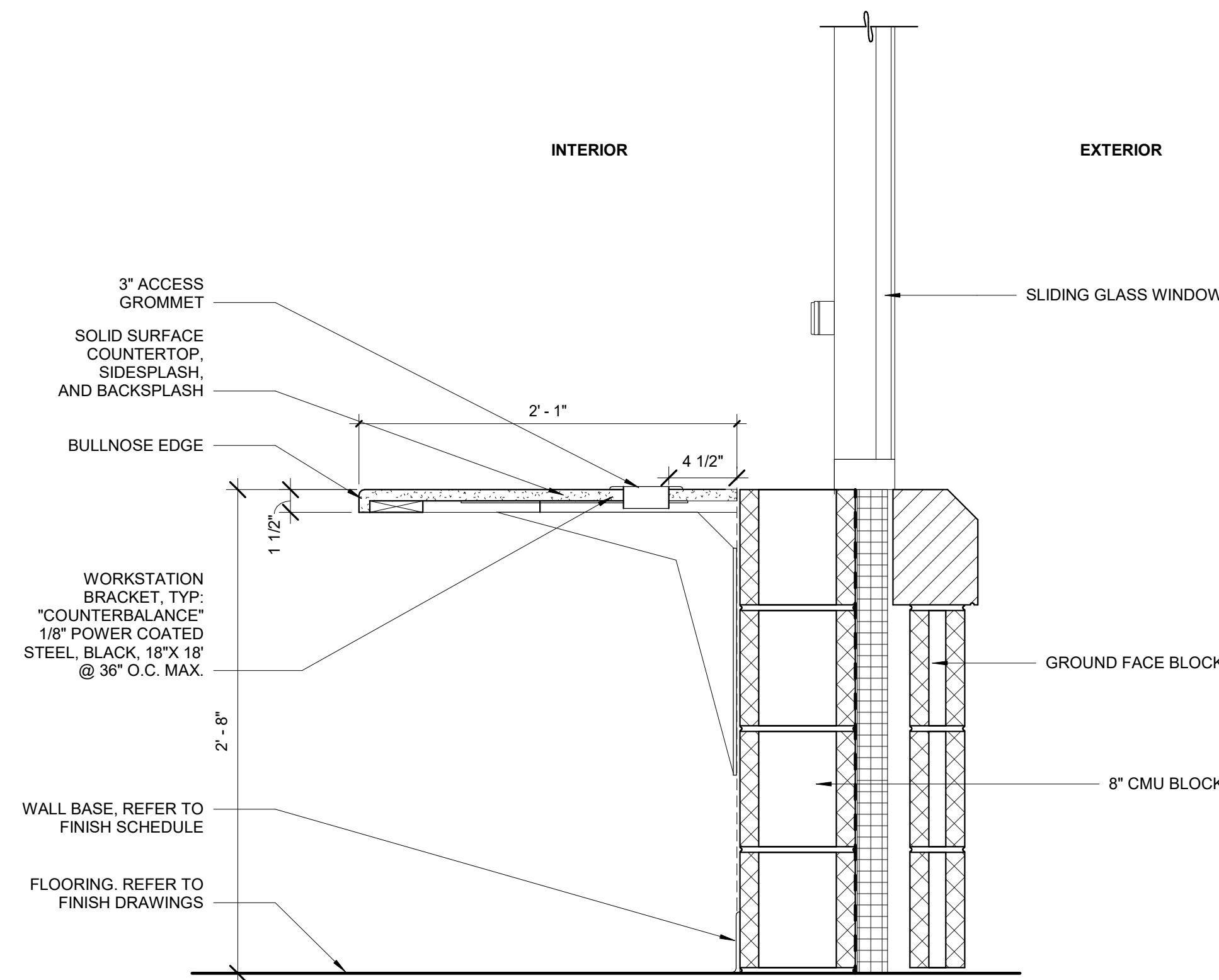
01 SECTION - LOBBY CASEWORK @ GYP PARTITION
1" = 1'-0"



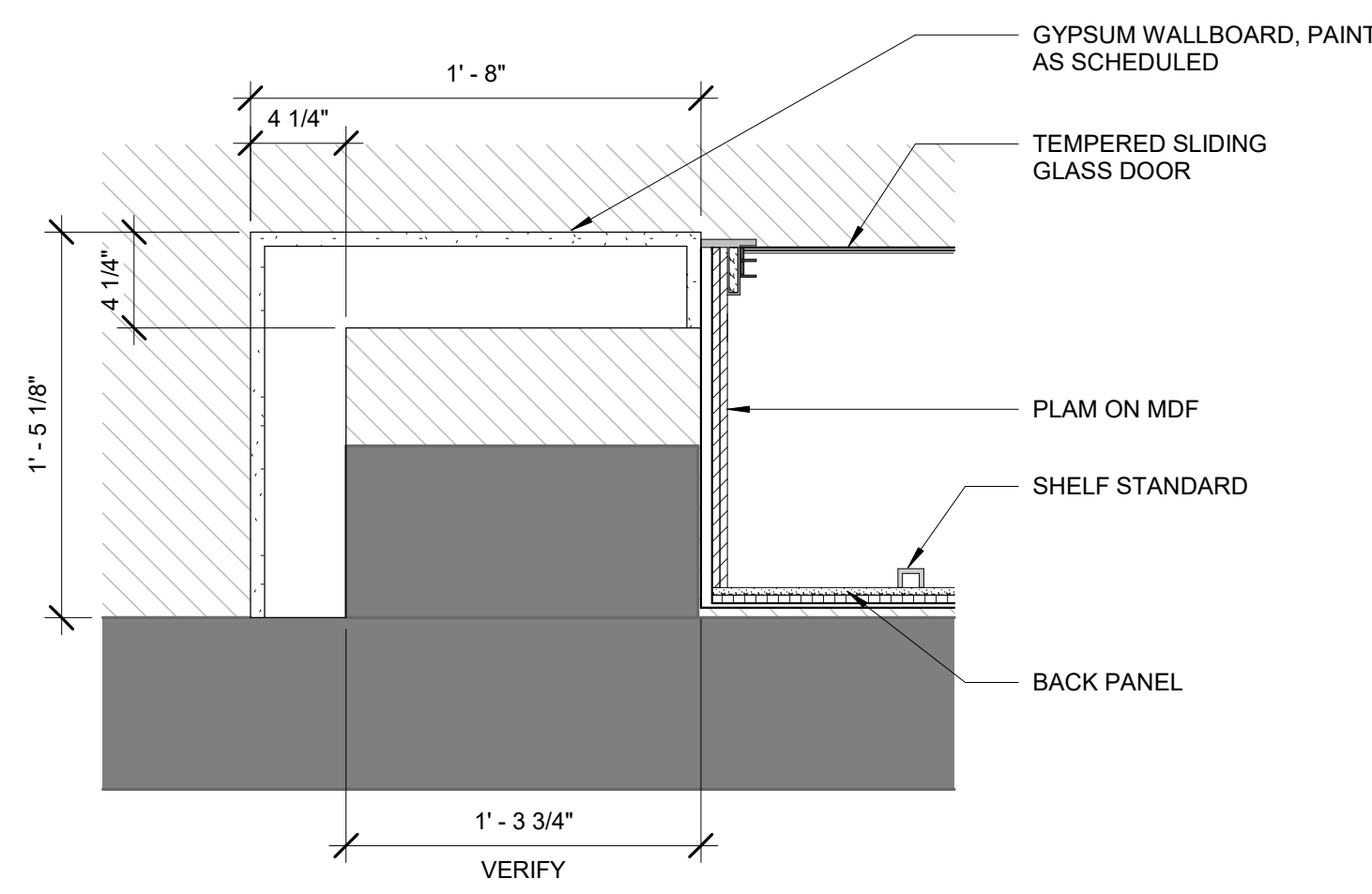
05 COUNTERTOP DETAIL - CONCESSION COUNTER
1 1/2" = 1'-0"



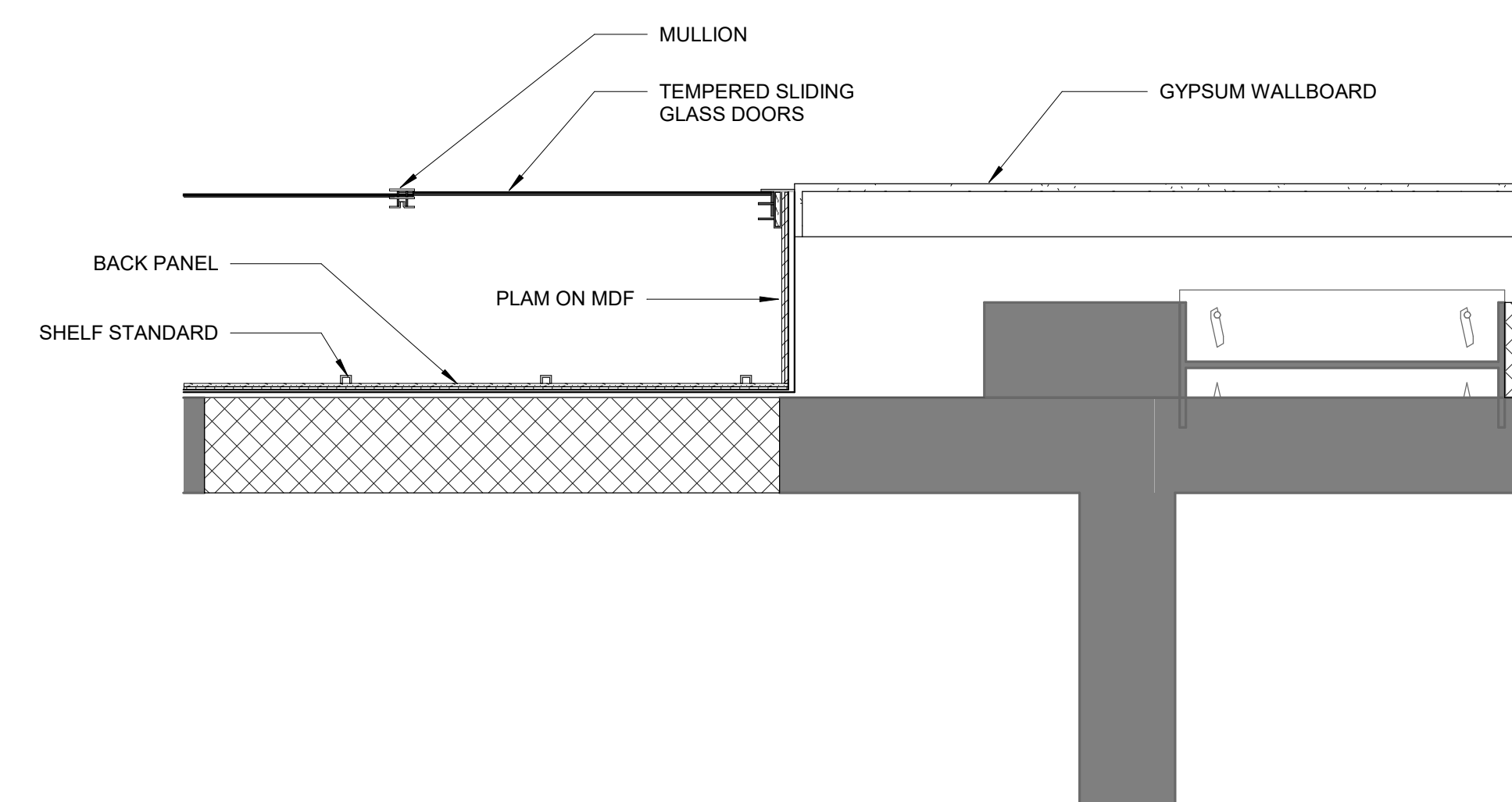
02 MILLWORK - TROPHY DISPLAY CASE DETAIL
1 1/2" = 1'-0"



06 COUNTERTOP DETAIL - TICKET BOOTH
1 1/2" = 1'-0"



04 TROPHY DISPLAY @ PILASTER - PLAN DETAIL
1 1/2" = 1'-0"



03 TROPHY DISPLAY @ GYP PARTITION - PLAN DETAIL
1" = 1'-0"



© 2024 All reproduction & intellectual property rights reserved.


FITZGERALD COLLABORATIVE

ATLANTA
1401 PEACHTREE ST NE, SUITE 200
ATLANTA, GA 30309

TALLAHASSEE
850 S. GADSDEN STREET, SUITE 140
TALLAHASSEE, FL 32301

FITZGERALD COLLABORATIVE GROUP, LLC
AAZ6001957

LCS# 21-23-HKL-222



NO.	DESCRIPTION	DATE

PERMIT DOCUMENTS

CLIENT

LEON COUNTY SCHOOLS

PROJECT TITLE

LCS NIMS MIDDLE SCHOOL

723 W Orange Avenue,
Tallahassee, FL 32310

PROJECT NUMBER

240202

ISSUE DATE

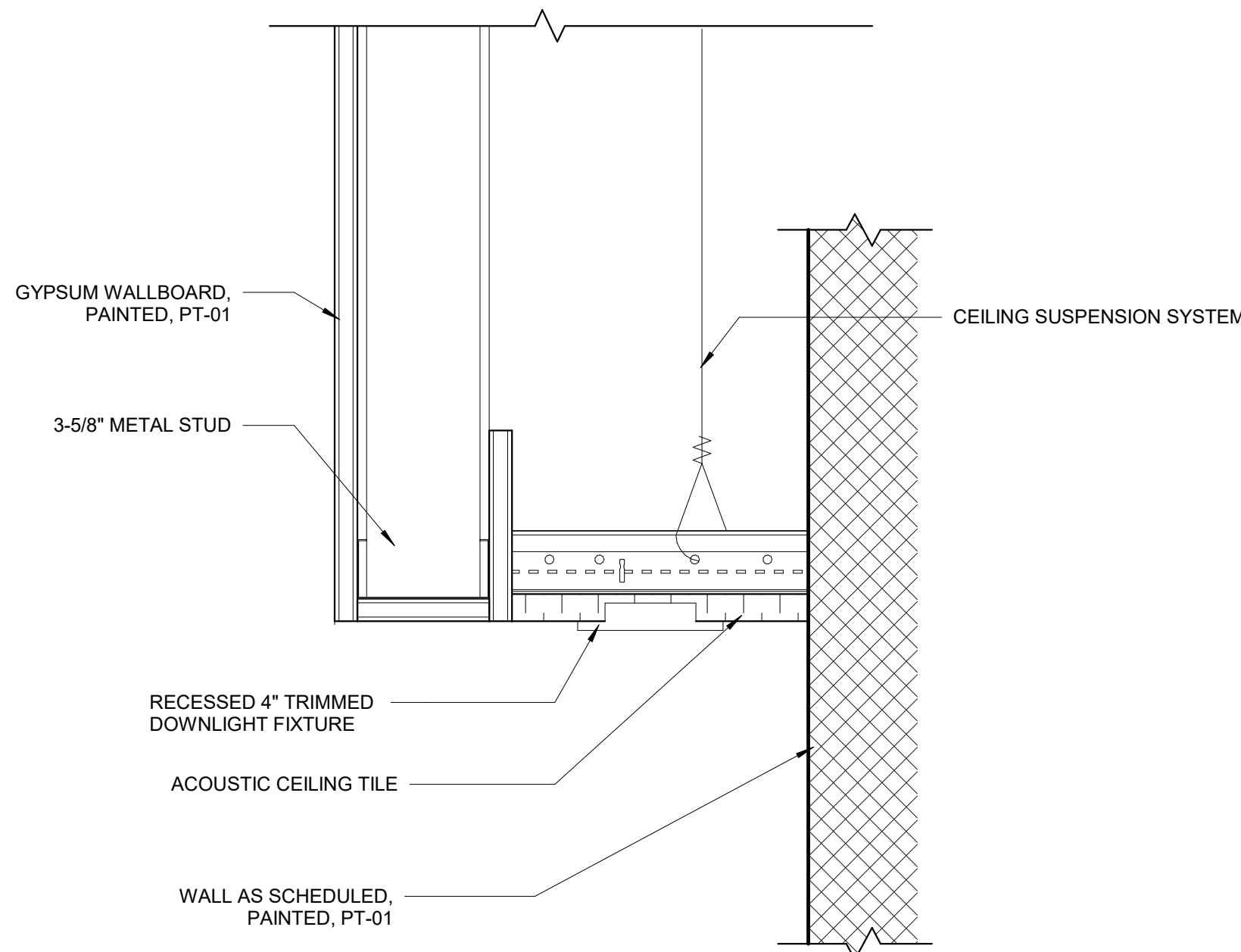
11/11/2024

DRAWING TITLE

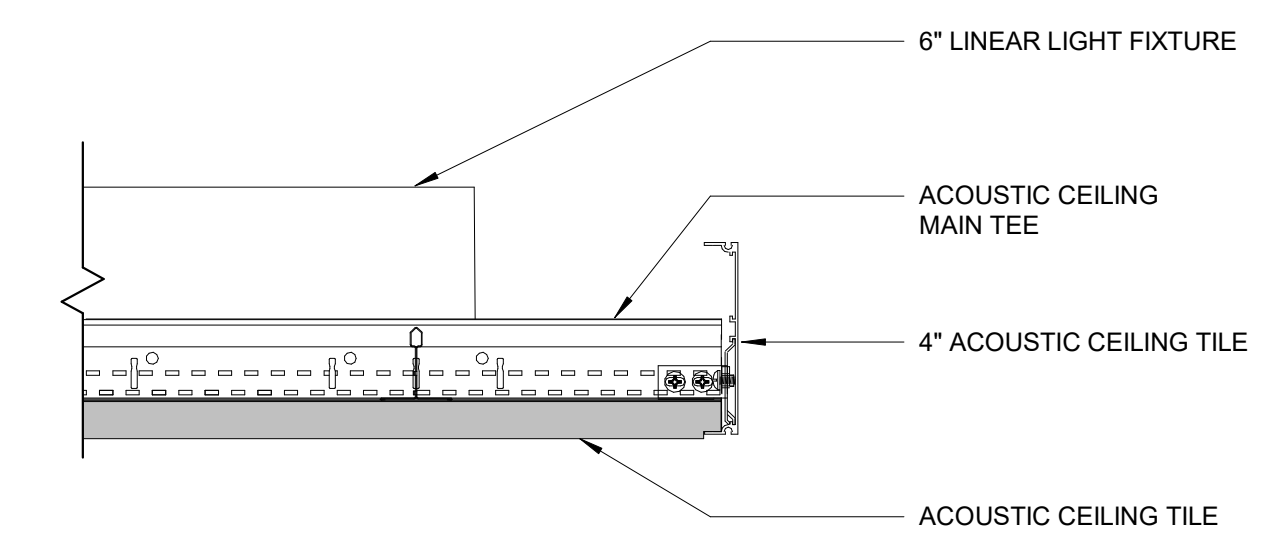
CEILING DETAILS

SHEET NUMBER

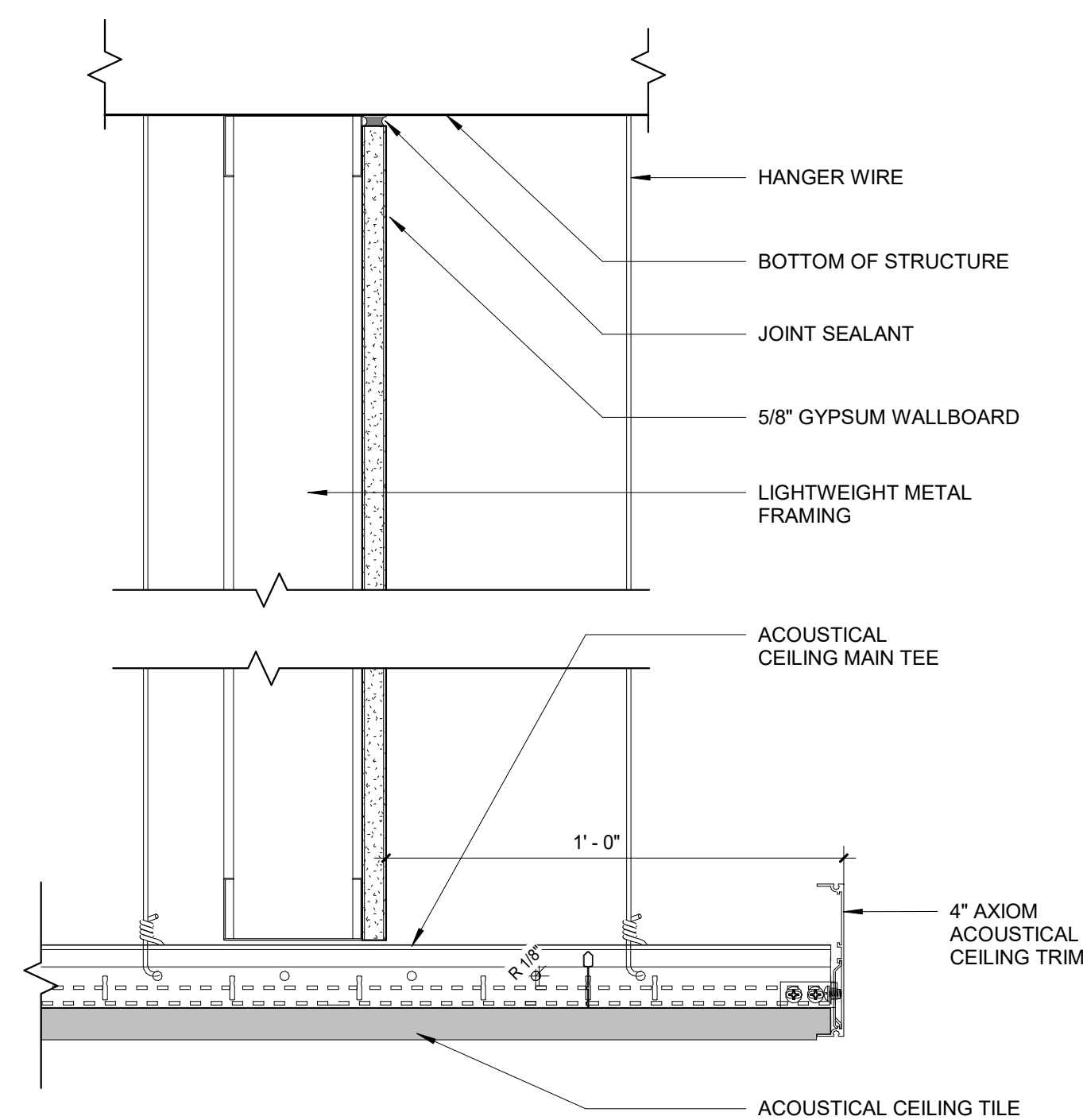
A506



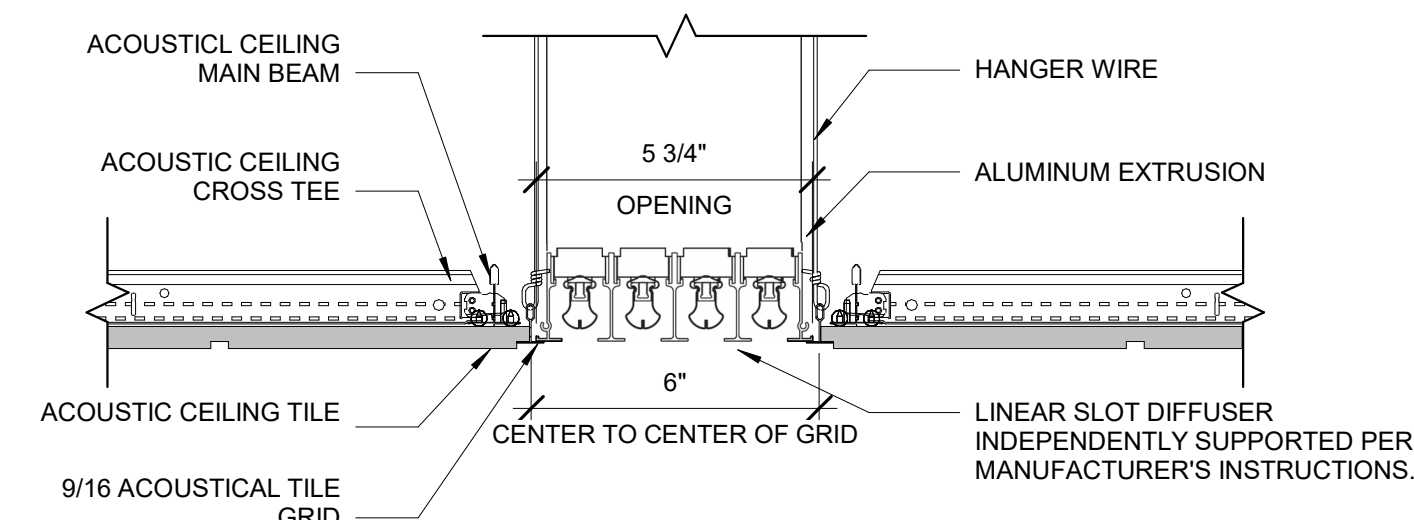
05 DETAIL - GYPSUM CEILING @ DRINKING FOUNTAIN
3" = 1'-0"



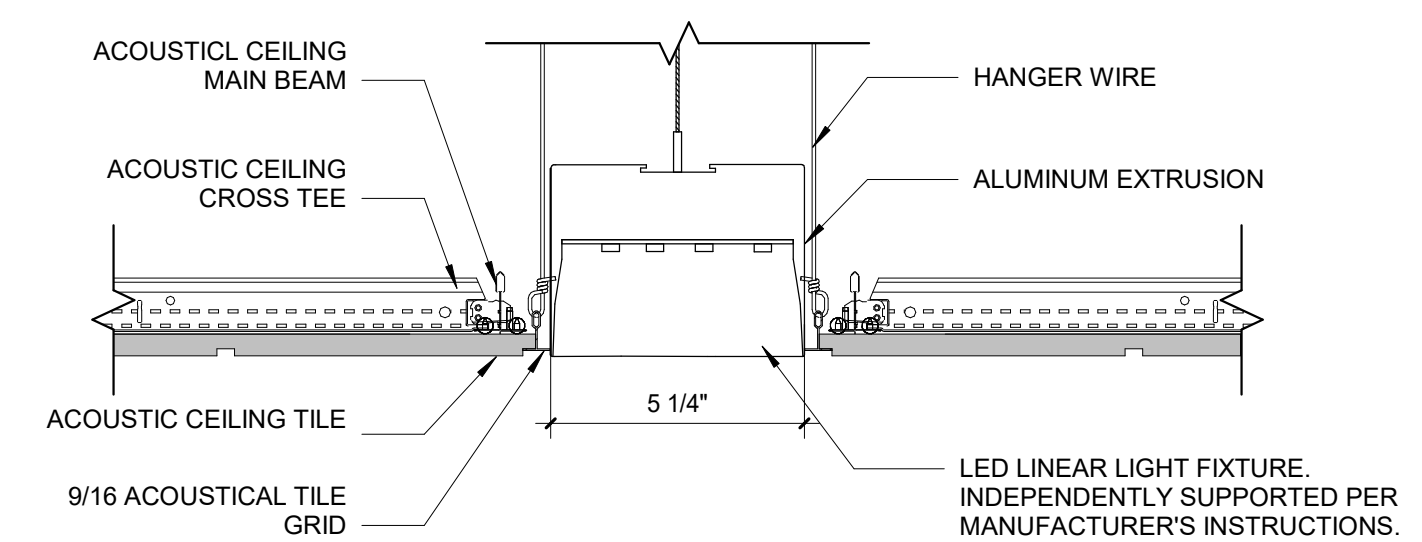
04 DETAIL - CEILING EDGE - LOBBY
3" = 1'-0"



03 DETAIL - MTL. STUD CEILING TRIM - LOBBY
3" = 1'-0"



02 DETAIL - CEILING SECTION @ DIFFUSER
3" = 1'-0"



01 DETAIL - CEILING SECTION @ LIGHT FIXTURE
3" = 1'-0"

11/14/2024 5:40:21 PM Autodesk Docs\230204 - LCS Nims Middle School\230204 - LCS Nims Middle School\230204 - NIMS MIDDLE SCHOOL_PHASE 2_ARCH\RV2024.rvt

DOOR SCHEDULE - PHASE II GYM

Mark	Door						Frame			Interior/Ext erior	Fire Rating (minute)	Detail			Hardware Set	Comments
	Door Type	Material	Width	Height	Thickness	Finish	Frame Type	Material	Finish			Head	Jamb	Sill		
006-1	BB	HM	6'-0"	7'-0"	1 3/4"	PT	02	HM	PT	Exterior		10/A602	09/A602	08/A602	01	PROVIDE CARD READER
006-2	BB	HM	6'-0"	7'-0"	1 3/4"	PT	02	HM	PT	Exterior		10/A602	09/A602	08/A602	02	
006-3	CC	GL	6'-0"	7'-0"	1 3/4"	-	Storefront	AL	CA	Exterior		07/A602	06/A602	04/A60	02	
006A	A	HM	3'-0"	7'-0"	1 3/4"	PT	02	HM	PT	Interior	Smoke	12/A602	11/A602	03/A504	08	
006B	B	HM	3'-0"	7'-0"	1 3/4"	PT	02	HM	PT	Interior		12/A602	11/A602	03/A504	09	
006F	E	HM	3'-0"	7'-0"	1 3/4"	PT	02	HM	PT	Interior		12/A602	11/A602	02/A504	11	
006G	E	HM	3'-0"	7'-0"	1 3/4"	PT	02	HM	PT	Interior		12/A602	11/A602	02/A504	11	
039-1	B	HM	3'-0"	7'-0"	1 3/4"	PT	EXISTING	HM	PT	Interior		EXISTING	EXISTING	EXISTING	06	PROVIDE CARD READER, FIELD VERIFY VERTICAL FRAMING. IF STRUCTURAL, EXISTING FRAM SHALL REMAIN,
039-2	B	HM	3'-0"	7'-0"	1 3/4"	PT	EXISTING	HM	PT	Interior		EXISTING	EXISTING	EXISTING	07	FIELD VERIFY VERTICAL FRAMING. IF STRUCTURAL, EXISTING FRAM SHALL REMAIN,
039-3	B	HM	3'-0"	7'-0"	1 3/4"	PT	EXISTING	HM	PT	Interior		EXISTING	EXISTING	EXISTING	07	FIELD VERIFY VERTICAL FRAMING. IF STRUCTURAL, EXISTING FRAM SHALL REMAIN,
039-4	B	HM	3'-0"	7'-0"	1 3/4"	PT	EXISTING	HM	PT	Interior		EXISTING	EXISTING	EXISTING	07	FIELD VERIFY VERTICAL FRAMING. IF STRUCTURAL, EXISTING FRAM SHALL REMAIN,
039-5	B	HM	3'-0"	7'-0"	1 3/4"	PT	EXISTING	HM	PT	Exterior		EXISTING	EXISTING	EXISTING	04	FIELD VERIFY VERTICAL FRAMING. IF STRUCTURAL, EXISTING FRAM SHALL REMAIN,
039-6	B	HM	3'-0"	7'-0"	1 3/4"	PT	EXISTING	HM	PT	Exterior		EXISTING	EXISTING	EXISTING	04	FIELD VERIFY VERTICAL FRAMING. IF STRUCTURAL, EXISTING FRAM SHALL REMAIN,
039A-1	B	HM	3'-0"	7'-0"	1 3/4"	PT	02	HM	PT	Interior		12/A602	11/A602	04/A60	09	
039A-2	OH	AL	8'-0"	4'-8"	2"	CA	-	AL	PT	Interior		2/A601	1/A601	2/A601	-	
039B	A	HM	3'-0"	7'-0"	1 3/4"	PT	02	HM	PT	Exterior		14/A602	13/A602	08/A602	05	
039E	AA	HM	6'-0"	7'-0"	1 3/4"	PT	02	HM	PT	Exterior		14/A602	13/A602	08/A602	03	

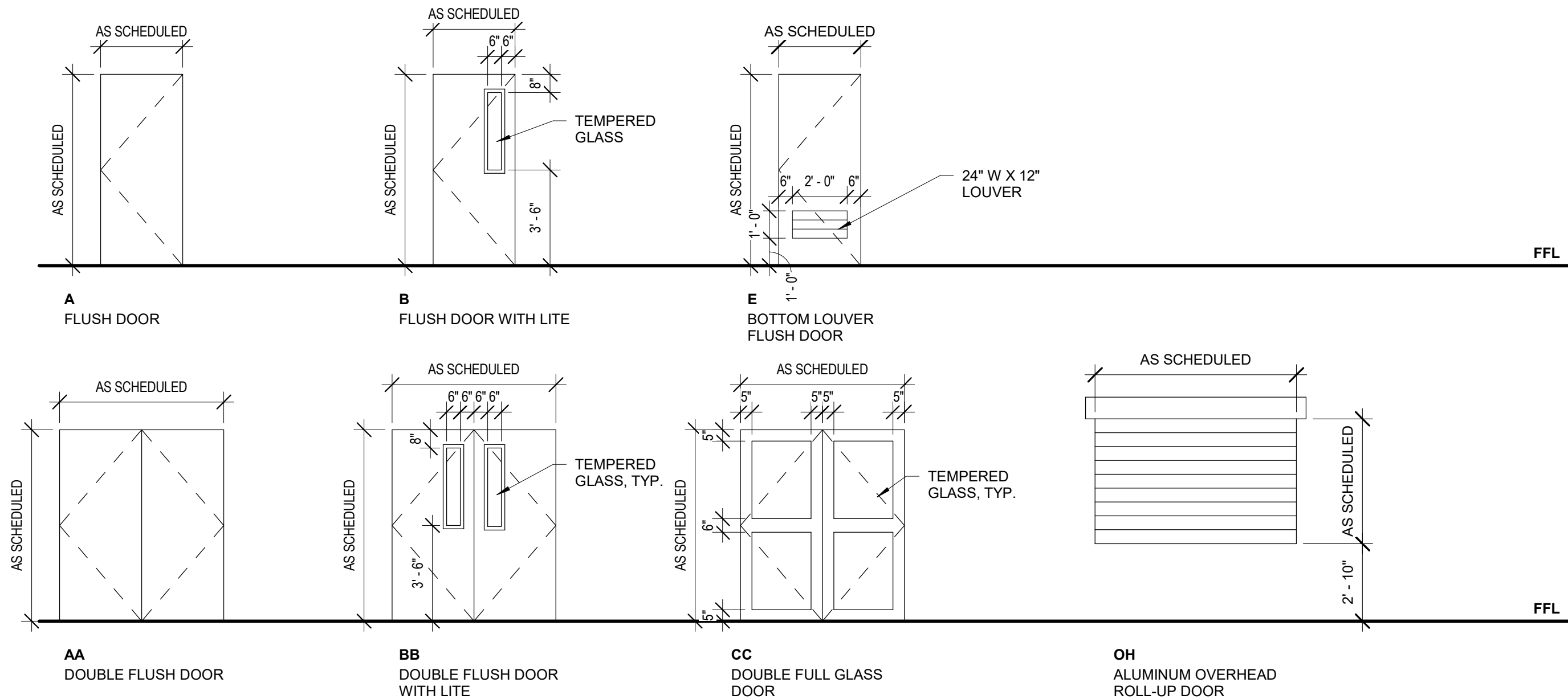
DOOR SCHEDULE - PHASE II BUILDING 04

Mark	Door						Frame			Interior/Ext erior	Fire Rating (minute)	Detail			Hardware Set	Comments
	Door Type	Material	Width	Height	Thickness	Finish	Frame Type	Material	Finish			Head	Jamb	Sill		
04-039	A	HM	3'-0"	7'-0"	1 3/4"	PT	02	HM	PT	Exterior		10/A602	09/A602	08/A602	05	

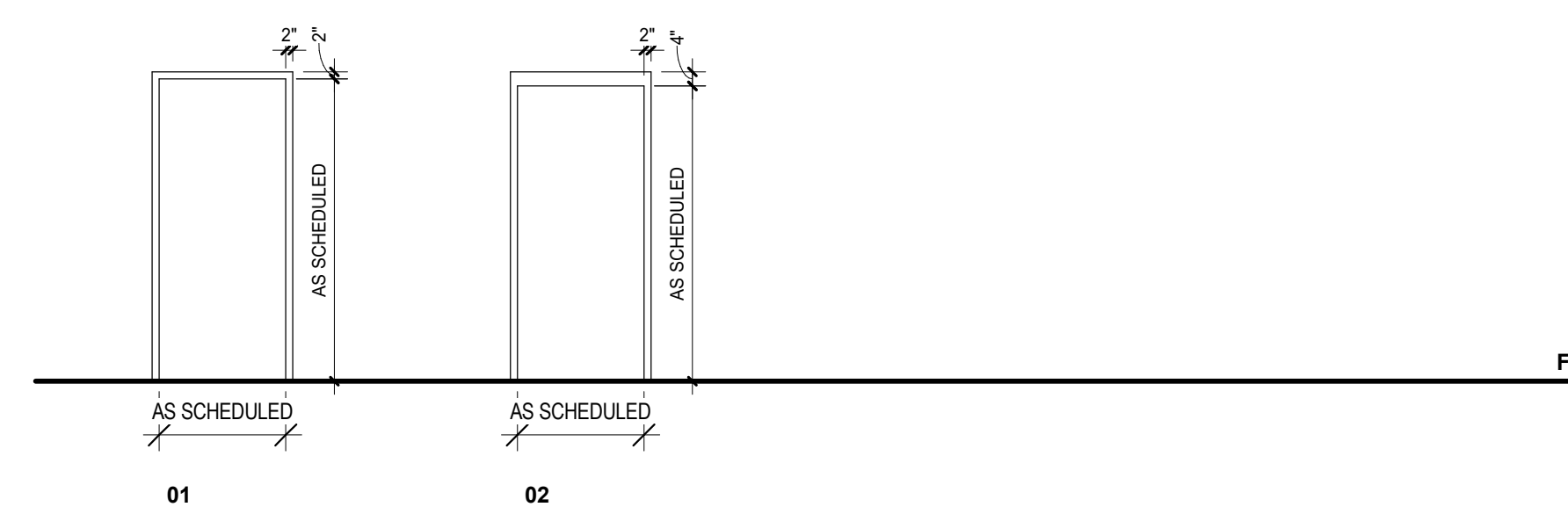
DOOR SCHEDULE - PHASE II BUILDING 09

Mark	Door						Frame			Interior/Ext erior	Fire Rating (minute)	Detail			Hardware Set	Comments
	Door Type	Material	Width	Height	Thickness	Finish	Frame Type	Material	Finish			Head	Jamb	Sill		
09-120	A	HM	3'-0"	7'-0"	1 3/4"	PT	02	HM	PT	Exterior		10/A602	09/A602	08/A602	05	

DOOR TYPES



HOLLOW METAL FRAME TYPES

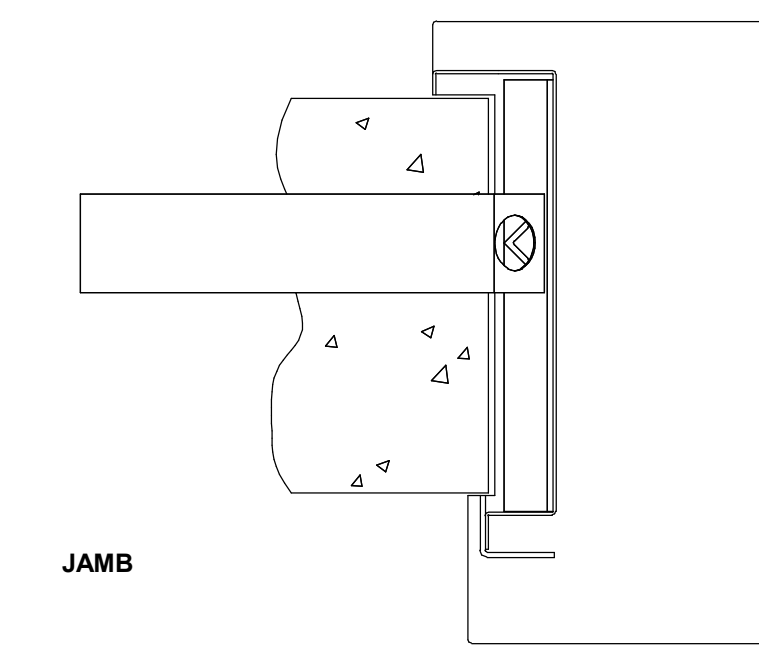
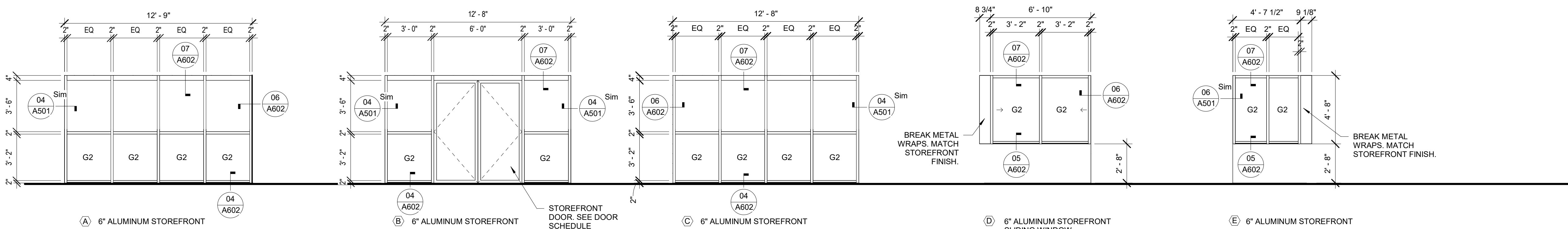


WINDOW TYPES

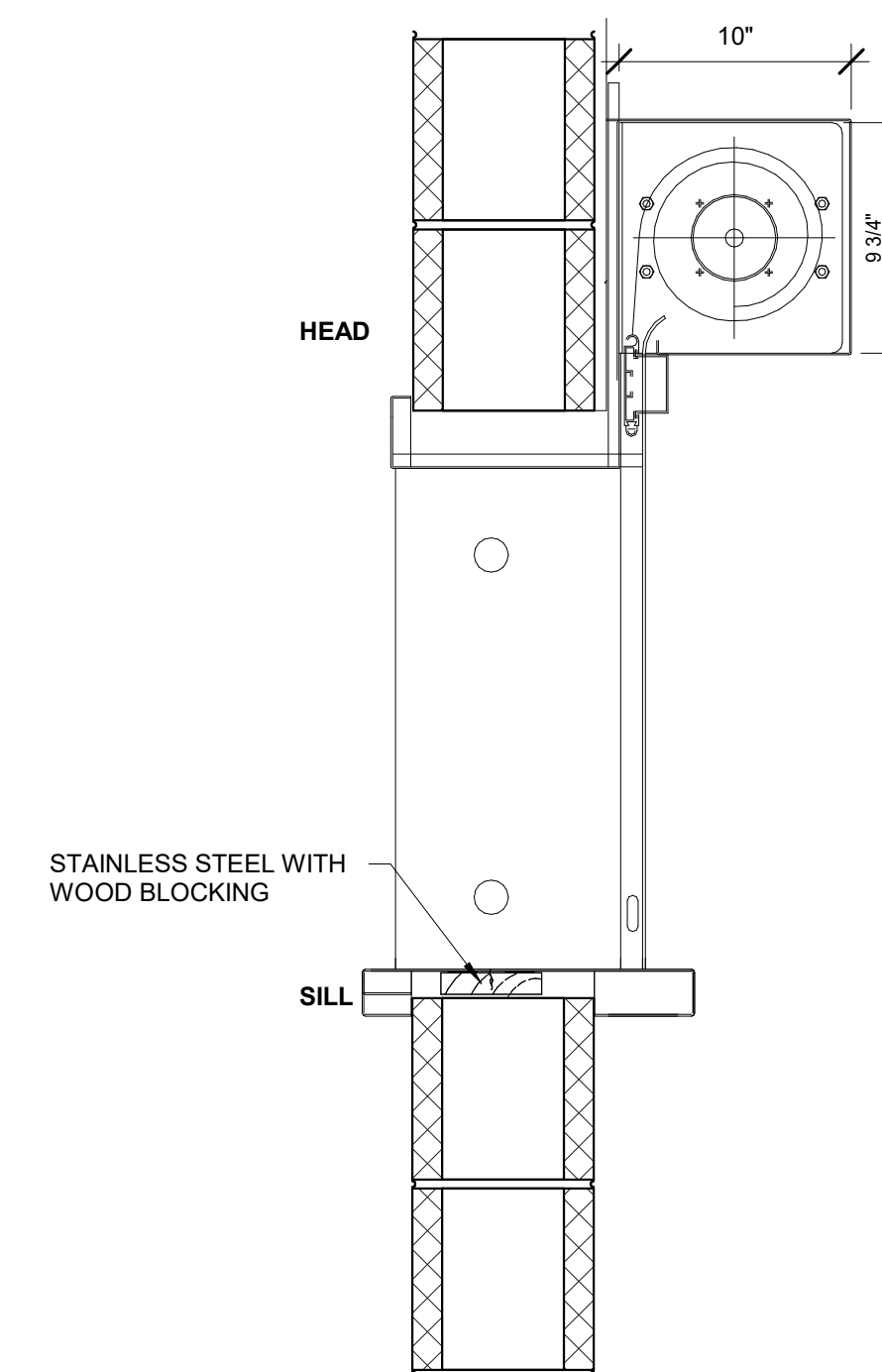
NOTE: ELEVATION OF WINDOW IS FROM CORRIDOR OR EXTERIOR.

GLAZING LEGEND

- ① INTERIOR GLAZING: CLEAR TEMPERED GLASS, ALL INTERIOR LOCATIONS, UNO.
- ② EXTERIOR GLAZING: SOLARGRAY TEMPERED INSULATING GLASS UNIT, PPG SOLARBAN 70.
- * TYPICAL EXTERIOR GLAZING IS SOLARGRAY INSULATING GLASS UNIT, PPG SOLARBAN 70, UNO.



01 JAMB DETAIL - ROLL-UP COUNTER DOOR
3" = 1'-0"



02 HEAD & SILL DETAIL - ROLL-UP COUNTER DOOR
1 1/2" = 1'-0"

DOOR & HARDWARE NOTES

- CONTRACTOR TO SUBMIT FULL DOOR/HARDWARE SCHEDULE INDICATING DOOR HARDWARE MANUFACTURER'S FULL NAME, DOOR SIZE, SWING, LABEL, HARDWARE PRODUCT DESCRIPTION, FINISH, AND LOCATION OF EACH ITEM AND COMPLETE KEYING SCHEDULE INCLUDING MANUFACTURER'S CUT SHEETS FOR EACH HARDWARE ITEM TO ARCHITECT FOR REVIEW PRIOR TO ORDERING ITEMS.
- CONTRACTOR SHALL SCHEDULE KEYING MEETING WITH COORDINATOR AND LCSB LOCKSMITH.
- CONTRACTOR SHALL PROVIDE BUILDING STANDARD DOOR HARDWARE FINISH UNLESS NOTED OTHERWISE ON CONSTRUCTION DOCUMENTS.
- REFER TO SPEC. DIVISION 08 FOR DOOR HARDWARE AND HARDWARE SETS.

DOOR MATERIAL LEGEND

WD: WOOD DOOR
HM: HOLLOW METAL
AL: ALUMINUM
GL: TEMPERED GLASS
CA: CLEAR ANODIZED



FITZGERALD COLLABORATIVE

ATLANTA
1401 PEACHTREE ST NE, SUITE 200
ATLANTA, GA 30309

TALLAHASSEE
850 S. GADSDEN STREET, SUITE 140
TALLAHASSEE, FL 32301

FITZGERALD COLLABORATIVE GROUP, LLC
AA26001957

FITZGERALD COLLABORATIVE GROUP, LLC
AA26001957



NO.	DESCRIPTION	DATE

PERMIT DOCUMENTS

CLIENT
LEON COUNTY SCHOOLS

PROJECT TITLE
LCS NIMS MIDDLE SCHOOL

723 W Orange Avenue,
Tallahassee, FL 32310

PROJECT NUMBER
240202

ISSUE DATE
11/11/2024

DRAWING TITLE
DOOR SCHEDULE & TYPES, WINDOW TYPES

SHEET NUMBER
A601



© 2024 All reproduction & intellectual property rights reserved.


FITZGERALD COLLABORATIVE

ATLANTA
1401 PEACHTREE ST NE, SUITE 200
ATLANTA, GA 30309

TALLAHASSEE
850 S. GADSDEN STREET, SUITE 140
TALLAHASSEE, FL 32301

FITZGERALD COLLABORATIVE GROUP, LLC
AA26001957

LCS# 21-23-HKL-222



NO.	DESCRIPTION	DATE

PERMIT DOCUMENTS

NOT RELEASED FOR CONSTRUCTION

LEON COUNTY SCHOOLS

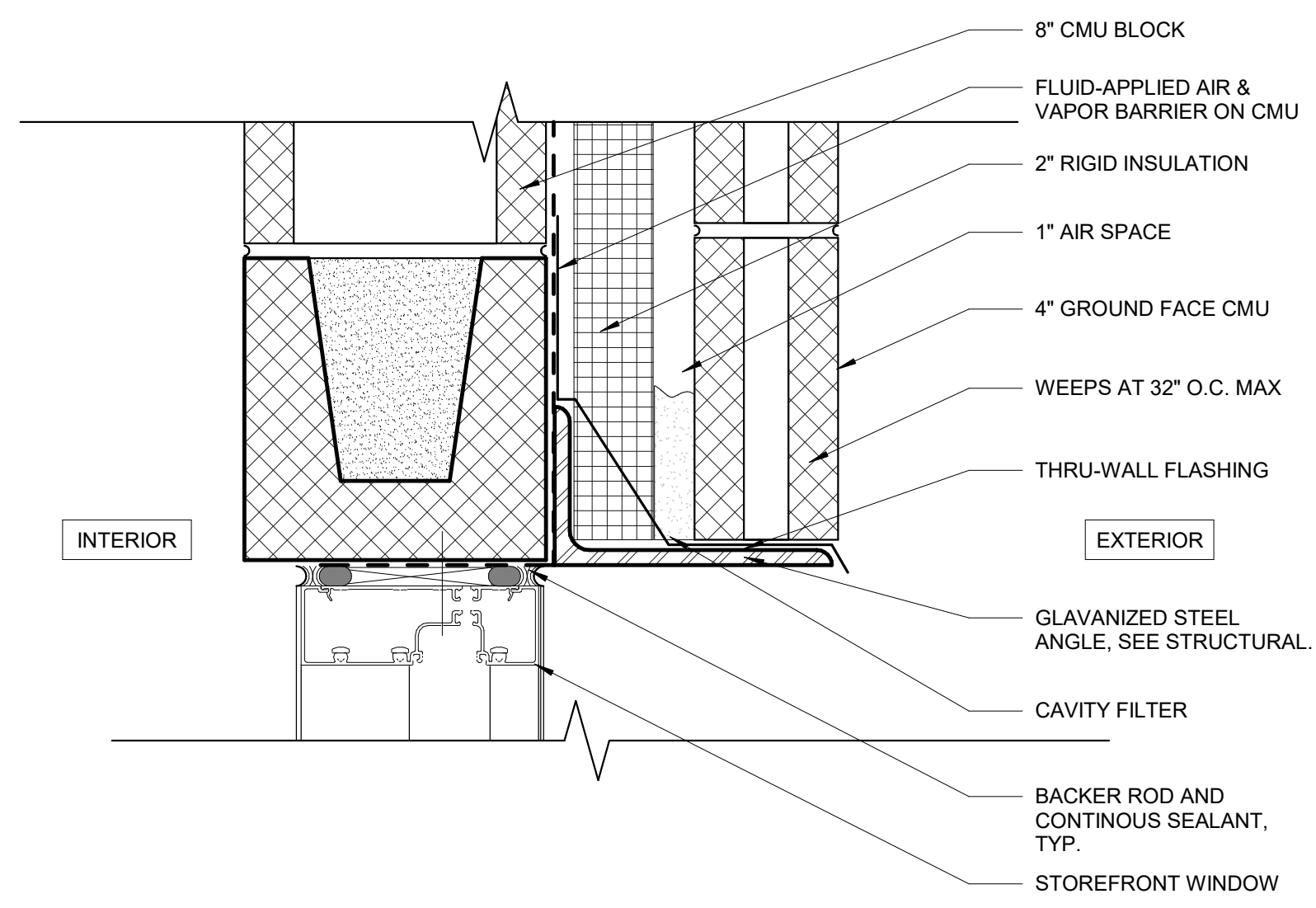
LCS NIMS MIDDLE SCHOOL

723 W Orange Avenue, Tallahassee, FL 32310

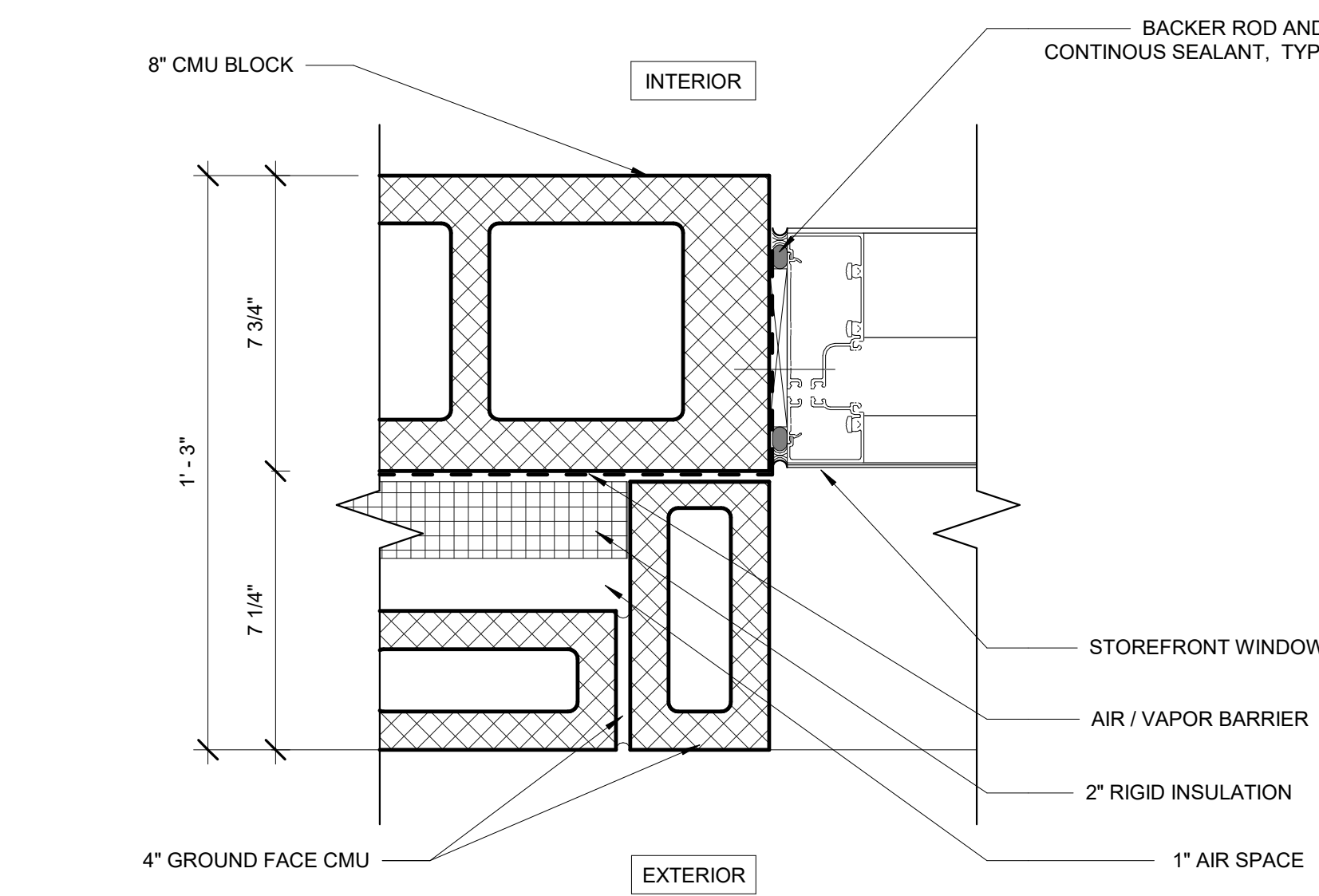
PROJECT NUMBER
240202
ISSUE DATE
11/11/2024

DOOR & WINDOW DETAILS

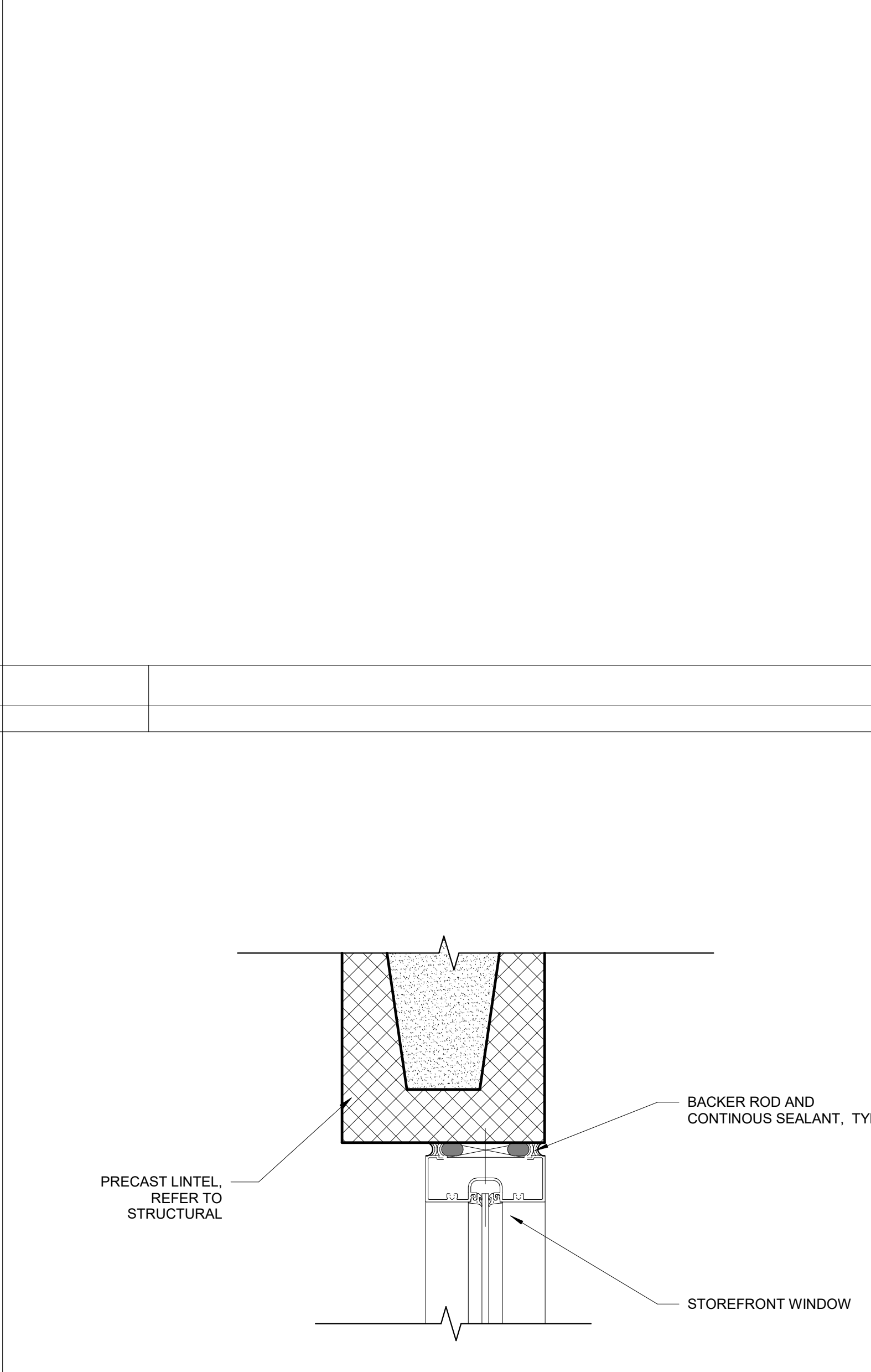
A602



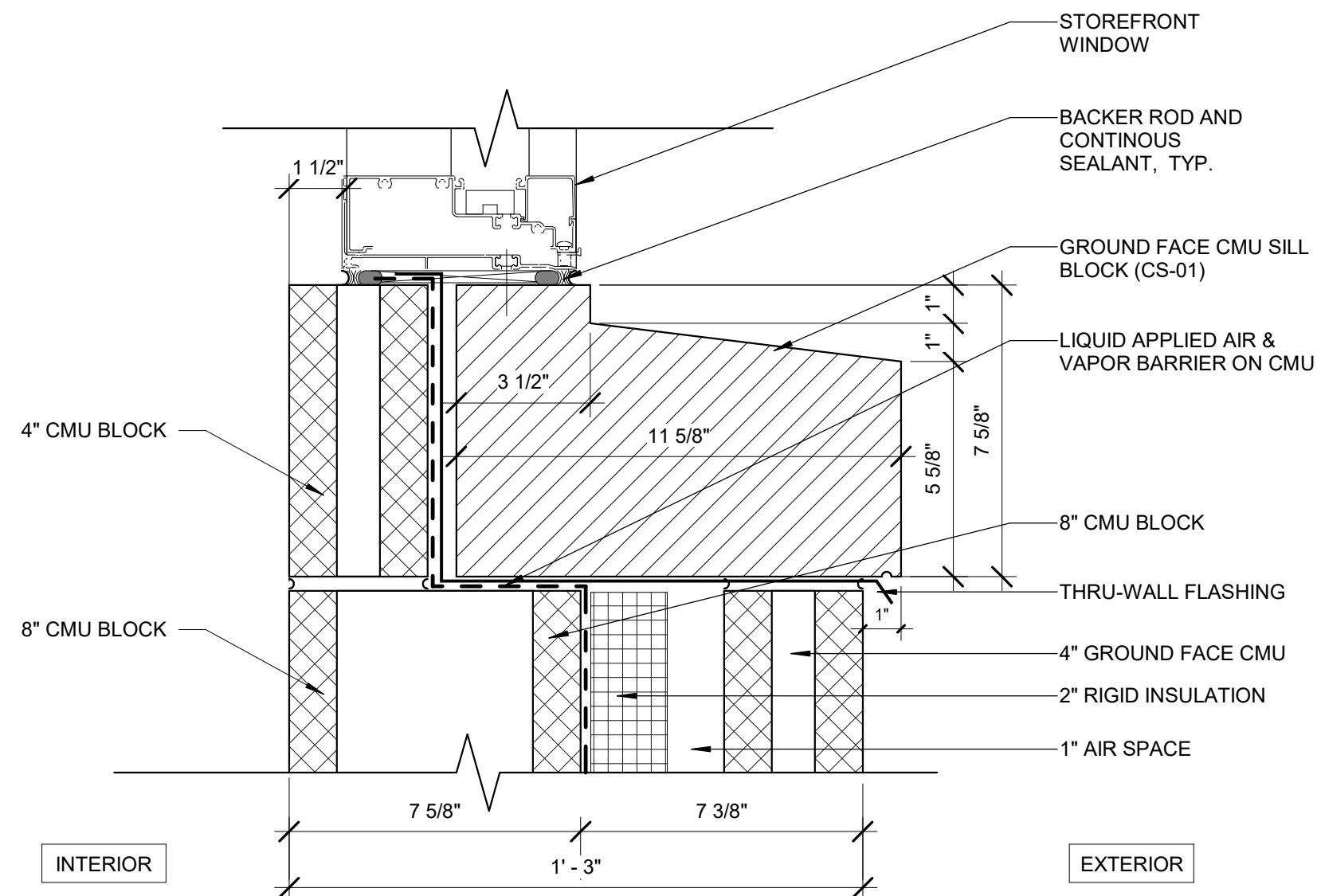
07 ALUMINUM STOREFRONT WINDOW @ GROUND FACE CMU
SCALE 3" = 1'-0"



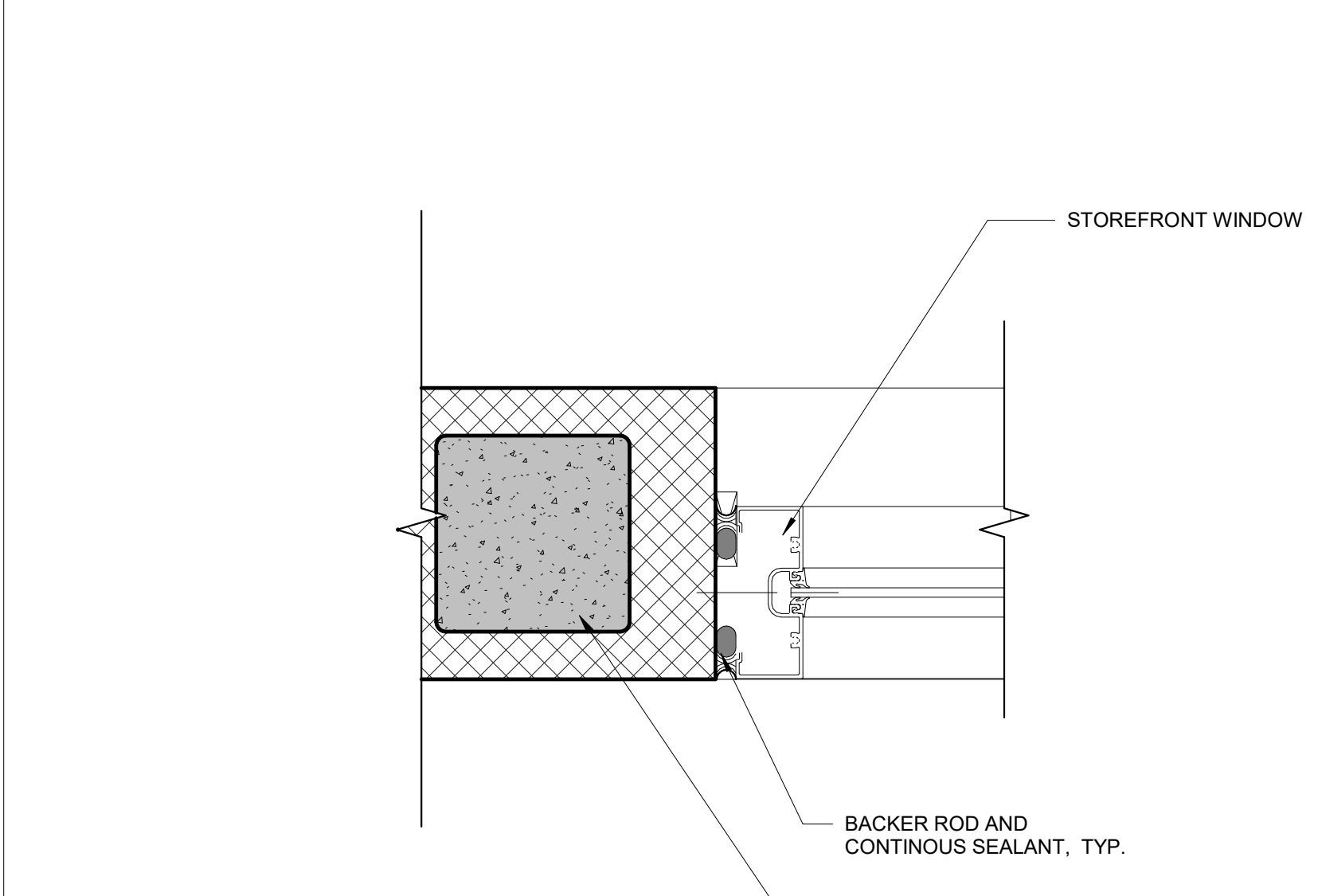
06 ALUMINUM STOREFRONT WINDOW @ GROUND FACE CMU
SCALE 3" = 1'-0"



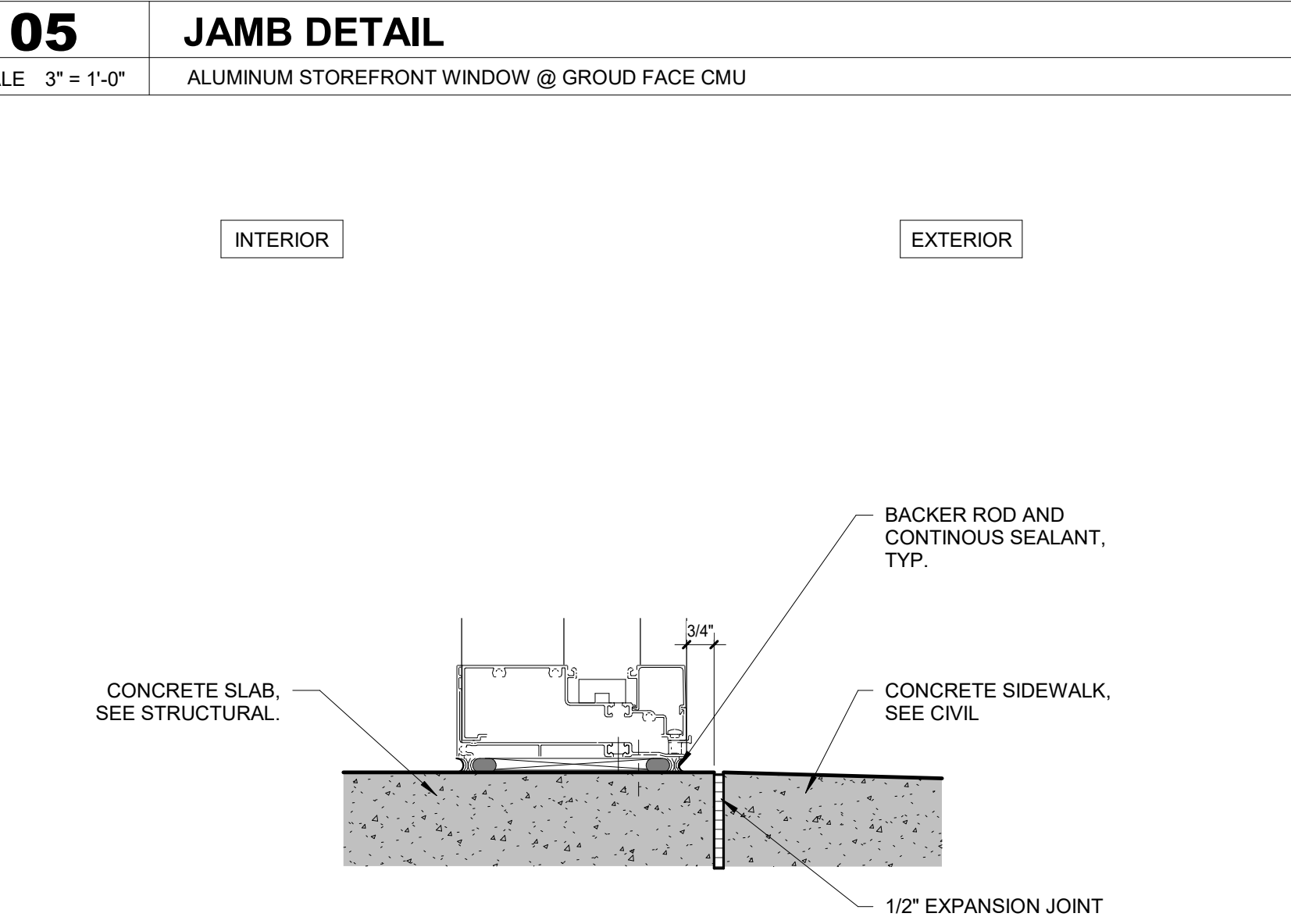
03 ALUMINUM STOREFRONT WINDOW @ CMU
SCALE 3" = 1'-0"



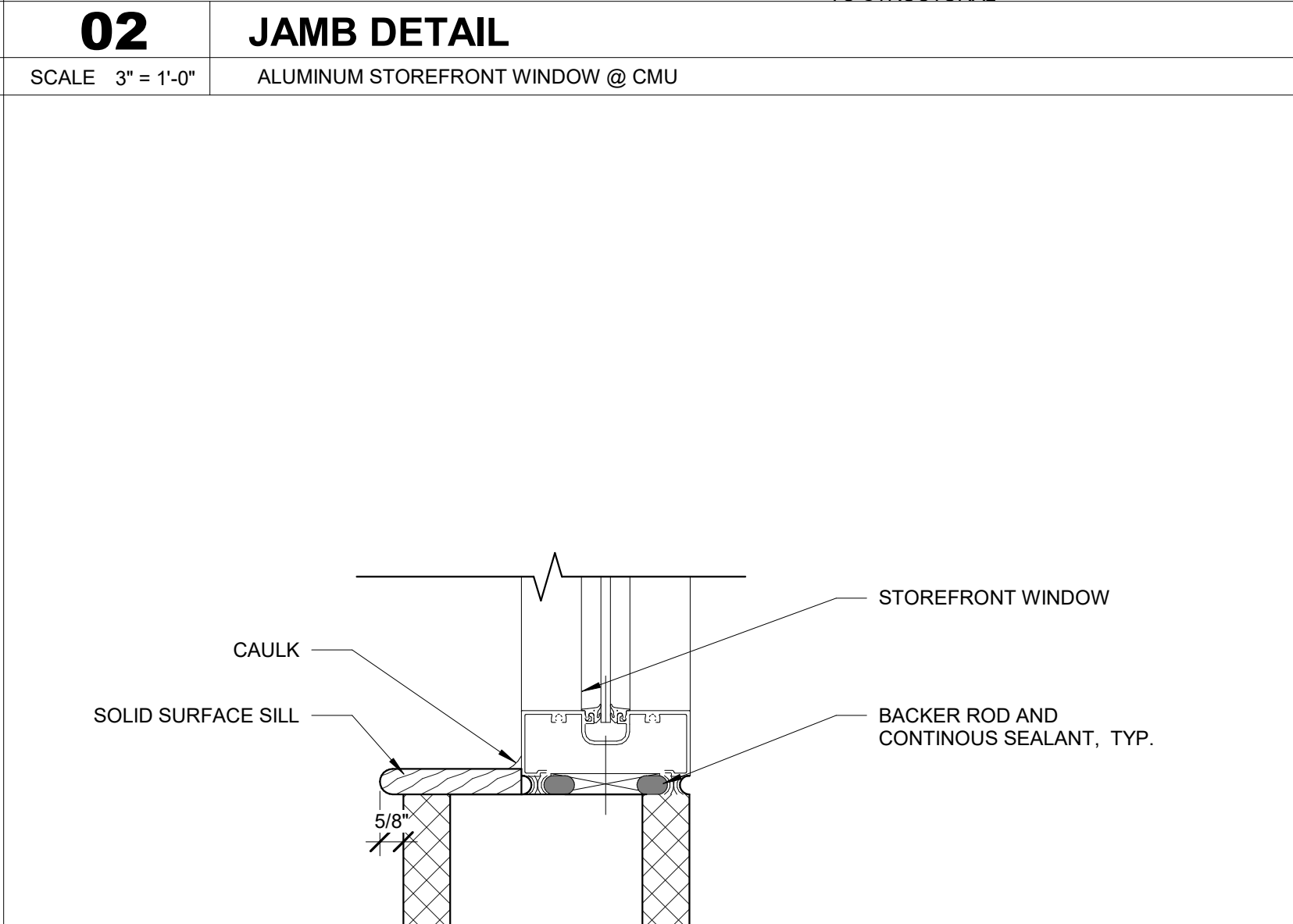
05 ALUMINUM STOREFRONT WINDOW @ GROUND FACE CMU
SCALE 3" = 1'-0"




02 ALUMINUM STOREFRONT WINDOW @ CMU
SCALE 3" = 1'-0"



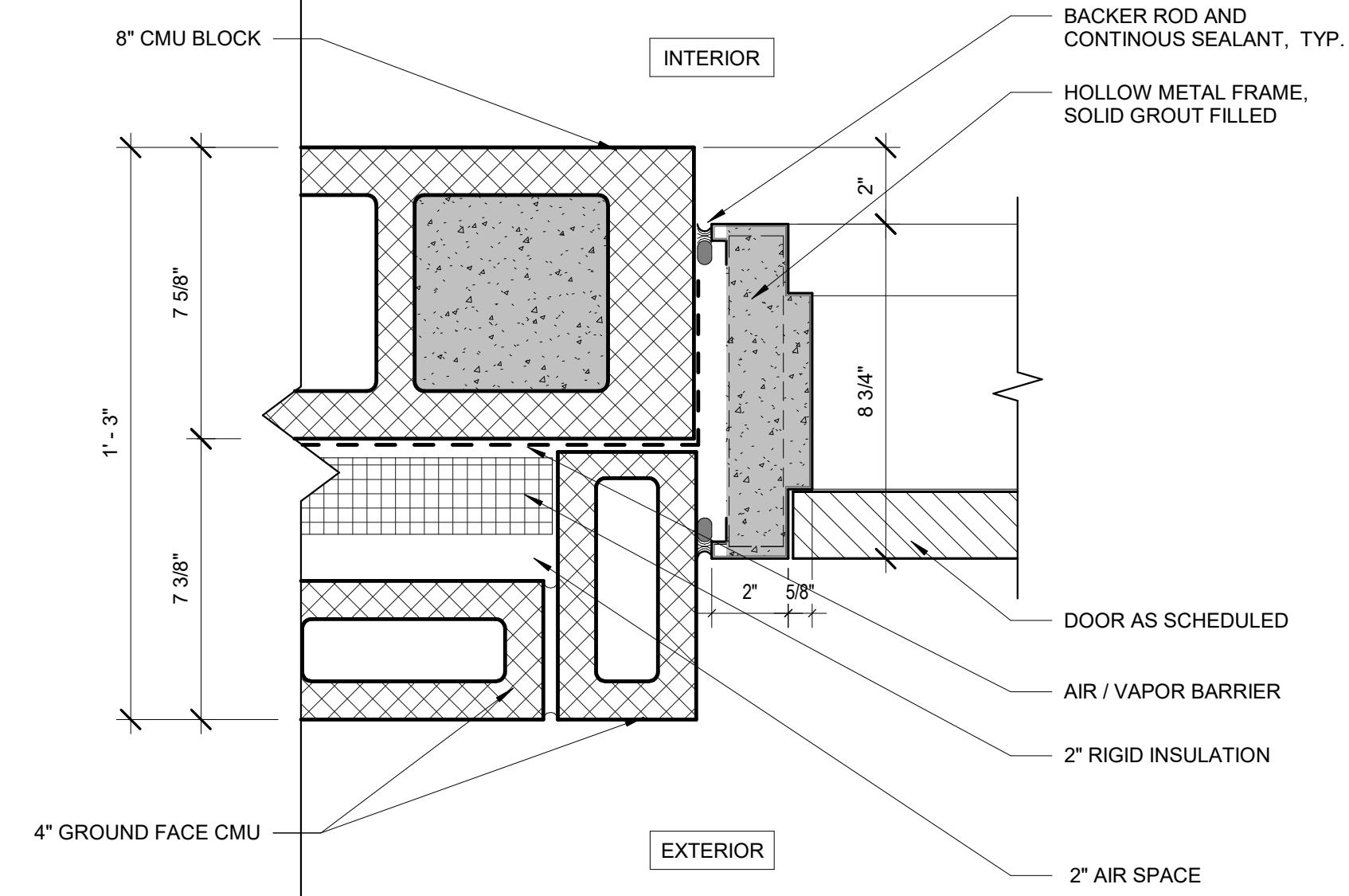
04 ALUMINUM STOREFRONT WINDOW ON SLAB
SCALE 3" = 1'-0"



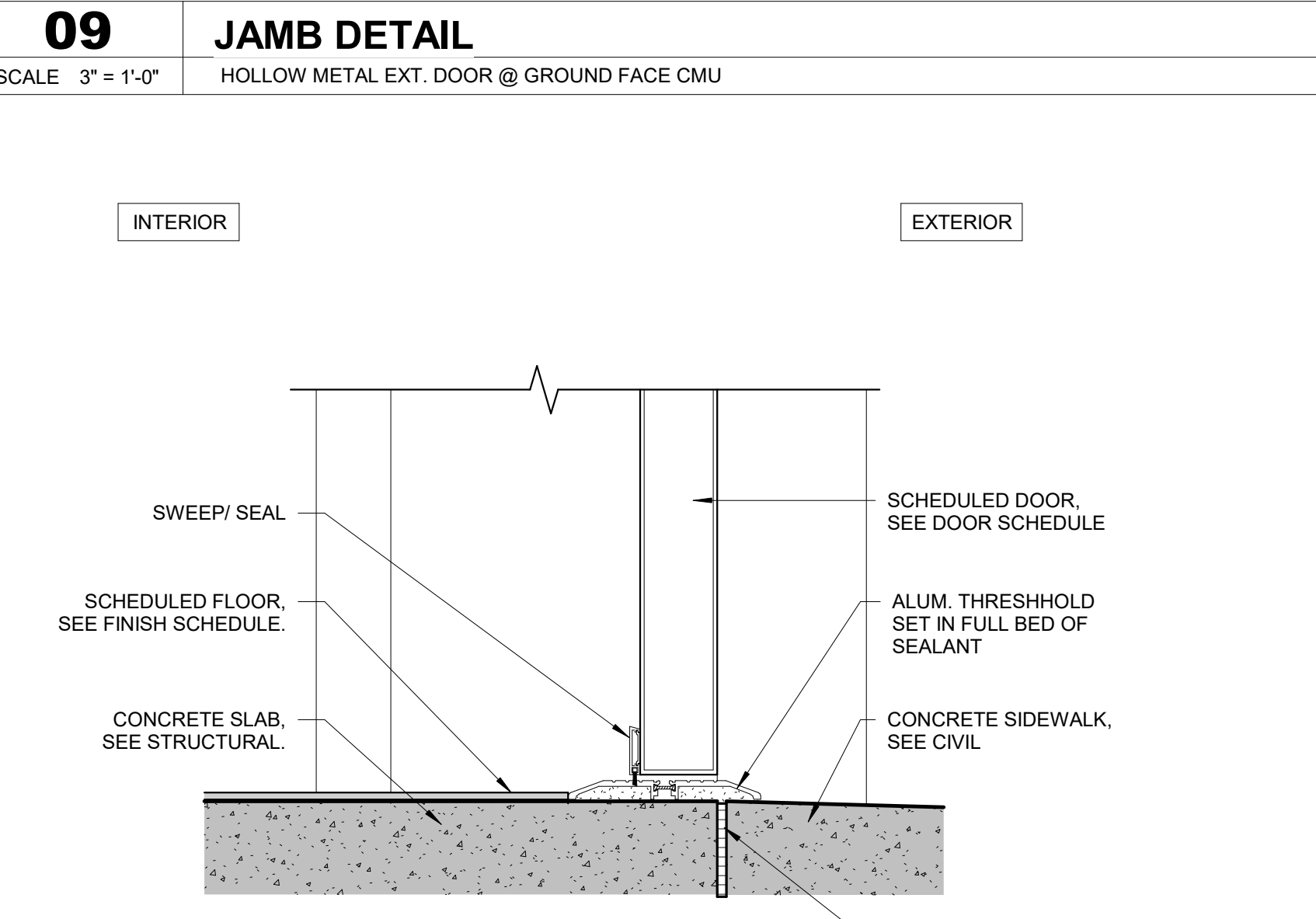
01 ALUMINUM STOREFRONT WINDOW @ CMU
SCALE 3" = 1'-0"



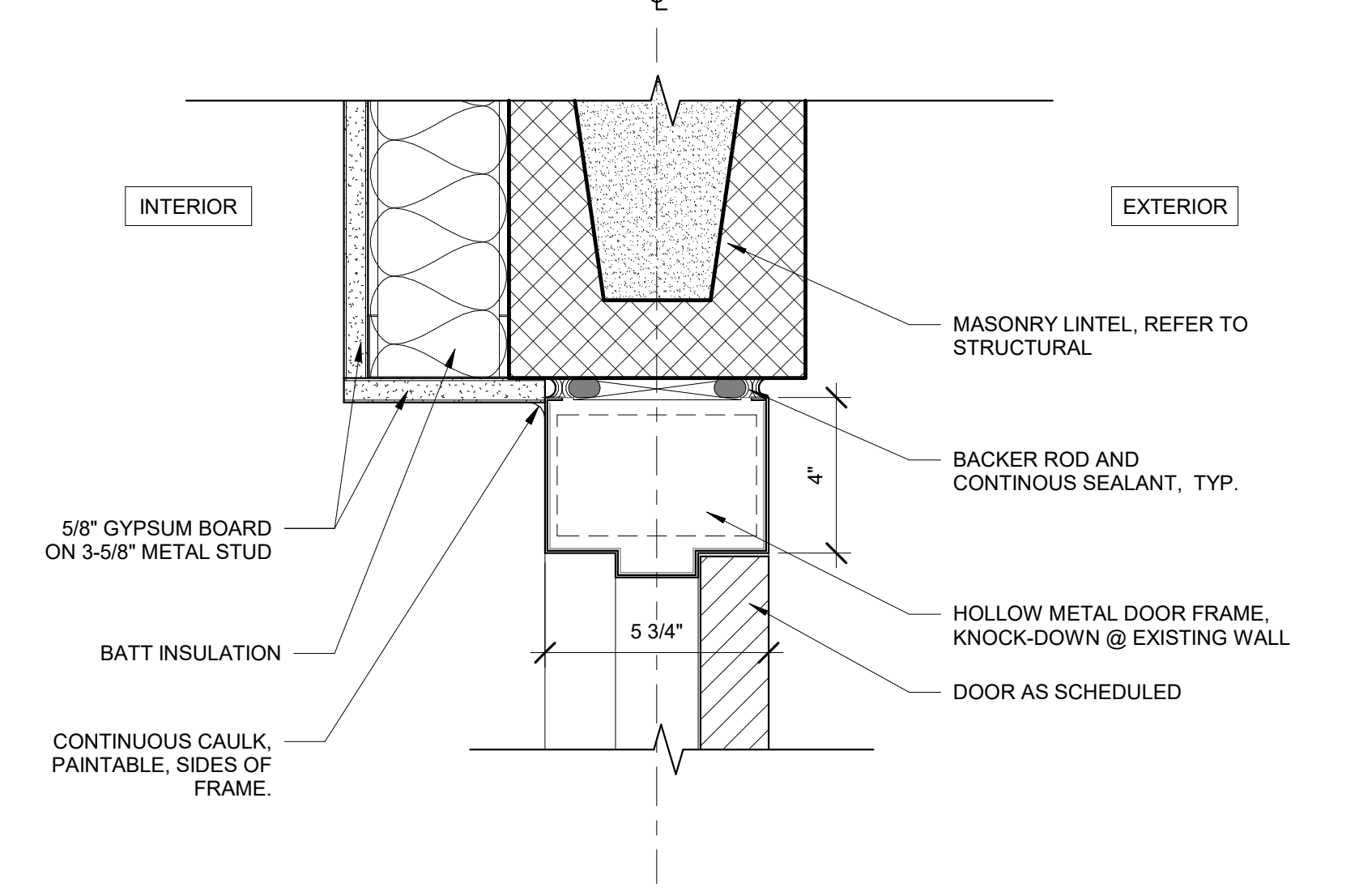
10 HOLLOW METAL EXT. DOOR @ GROUND FACE CMU
SCALE 3" = 1'-0"



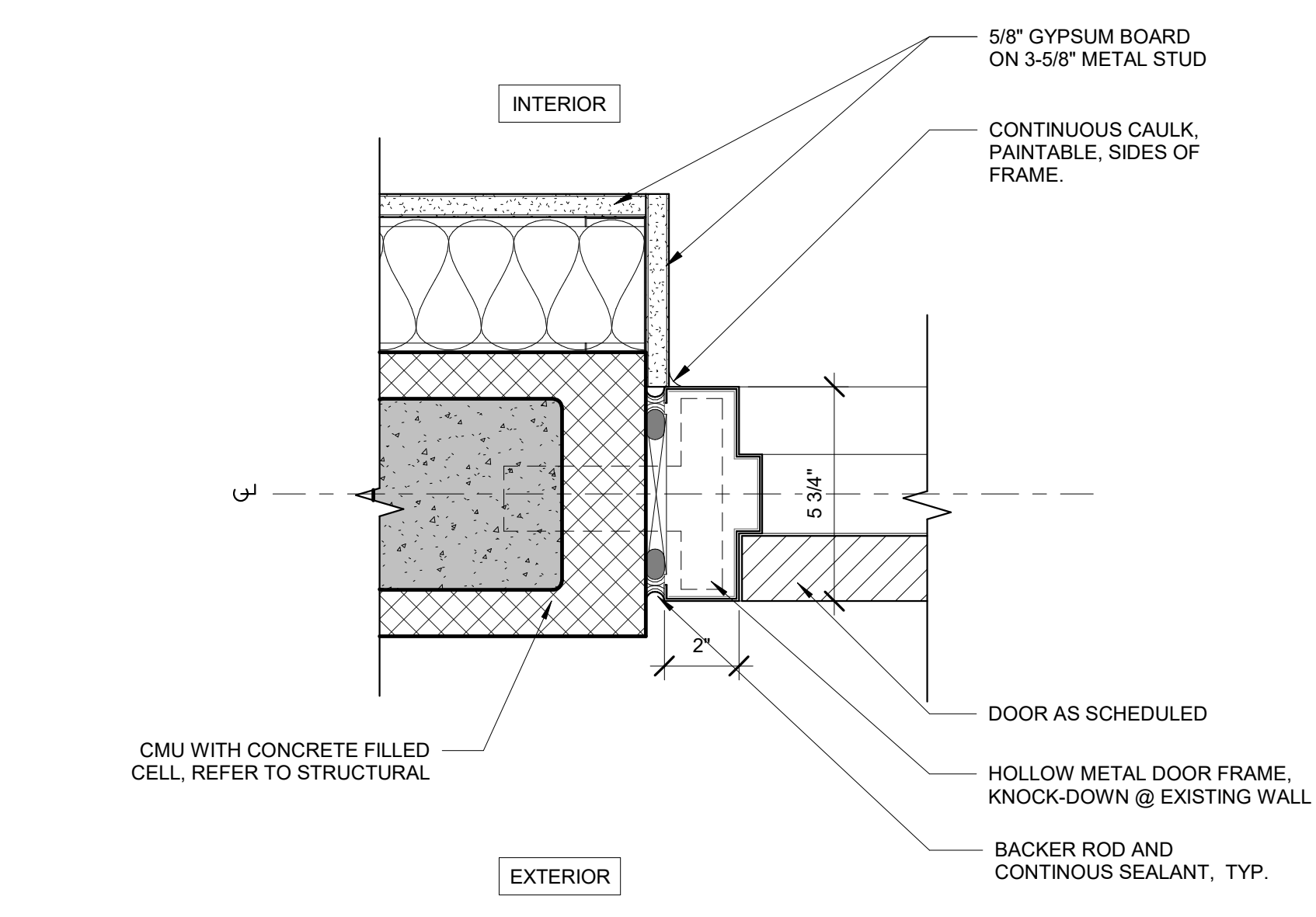
09 HOLLOW METAL EXT. DOOR @ GROUND FACE CMU
SCALE 3" = 1'-0"



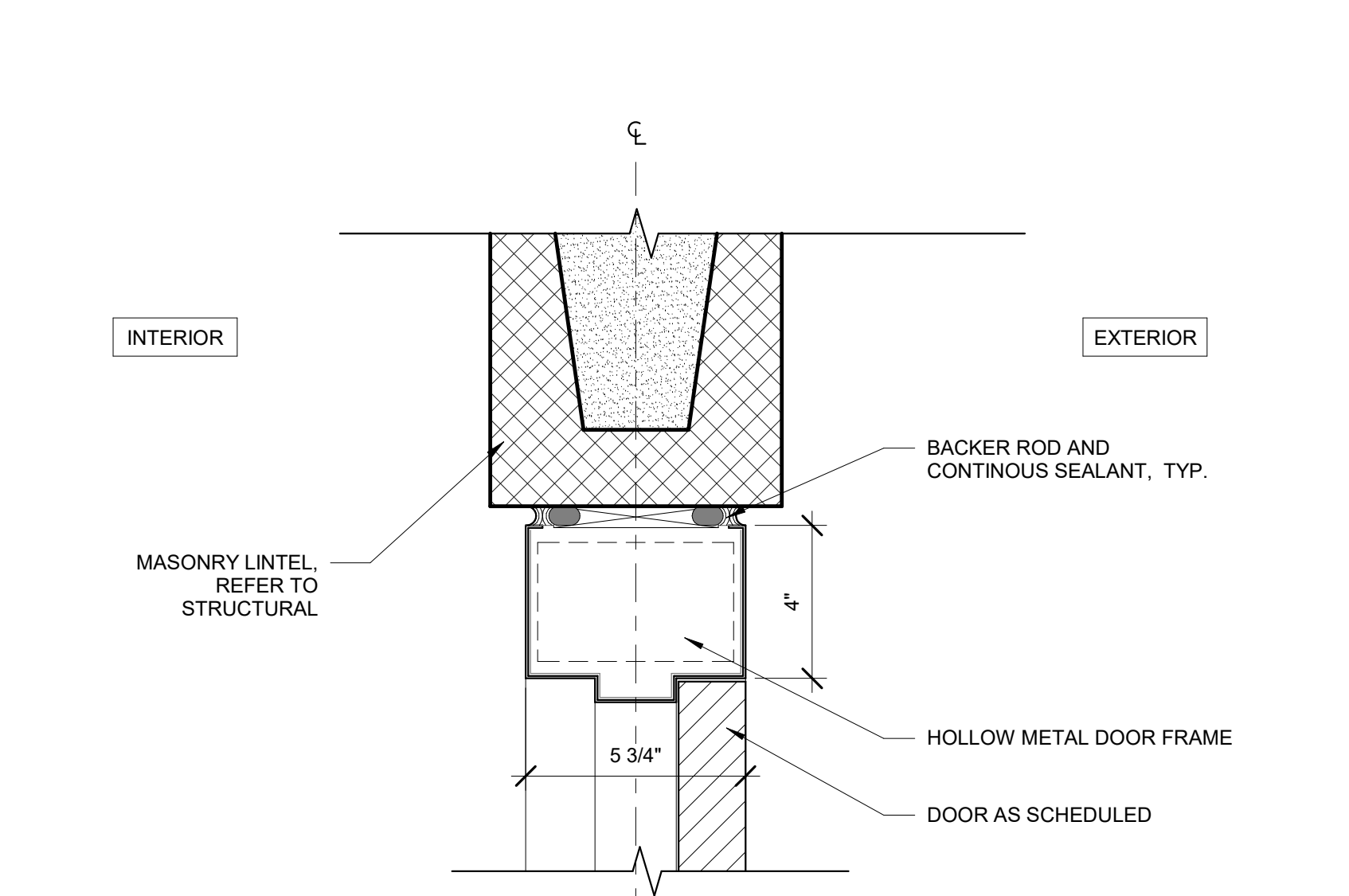
08 HOLLOW METAL EXT. DOOR
SCALE 3" = 1'-0"



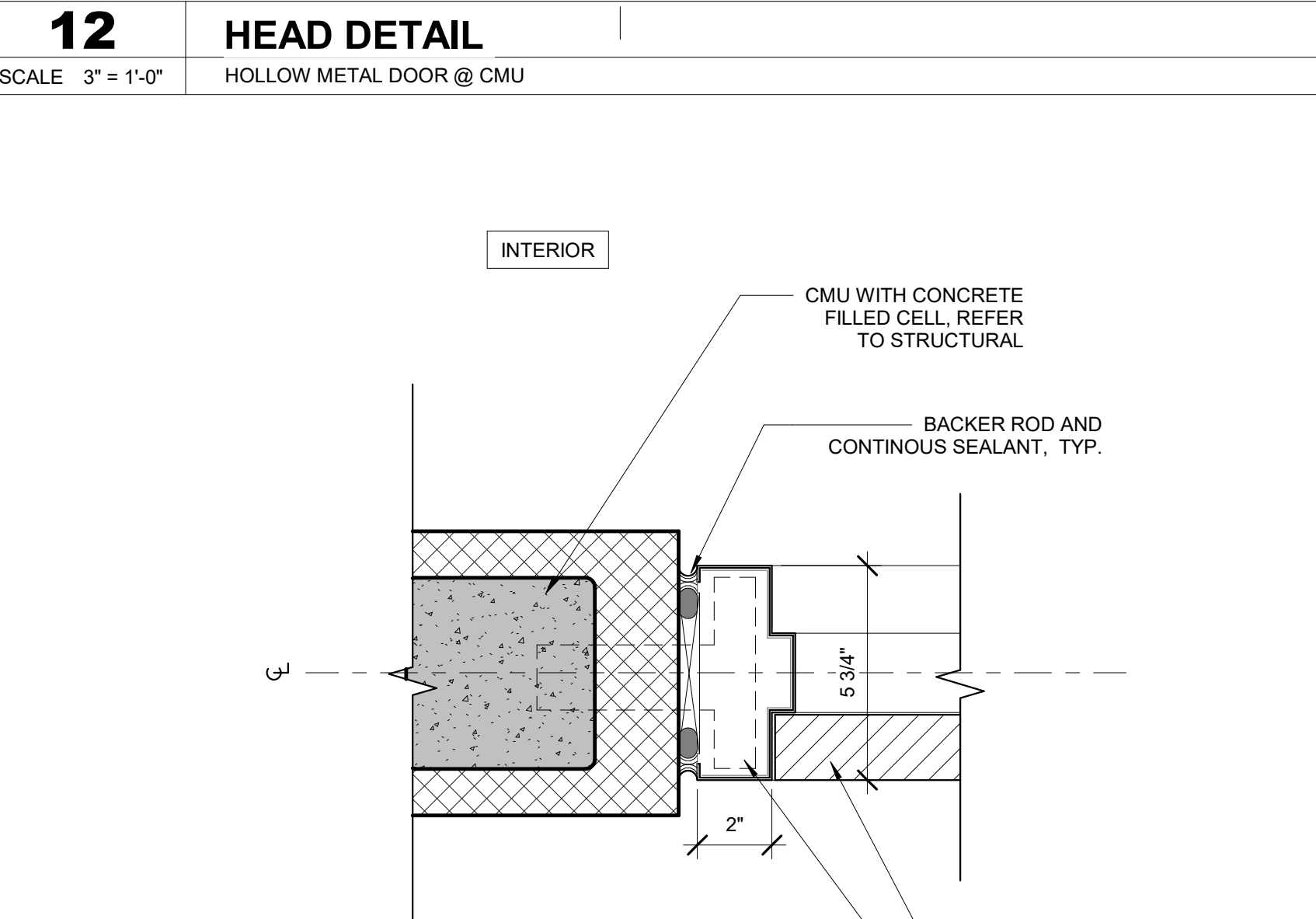
14 HOLLOW METAL DOOR @ EXISTING CMU
SCALE 3" = 1'-0"



13 HOLLOW METAL DOOR @ EXISTING CMU
SCALE 3" = 1'-0"



12 HOLLOW METAL DOOR @ CMU
SCALE 3" = 1'-0"



11 HOLLOW METAL DOOR @ CMU
SCALE 3" = 1'-0"

11/14/2024 5:40:30 PM Autodesk Docs/232024 - LCS Nims Middle School/232024 NIMS MIDDLE SCHOOL_PHASE 2_ARCH/RY232024.rvt

FINISH ABBREV. LEGEND

ACT: ACOUSTIC CEILING TILE
 AWP: ACOUSTIC WALL PANEL
 TB: PORCELAIN COVE BASE
 TL: PORCELAIN TILE
 CPT: WALK-OFF CARPET
 EP: EPOXY PAINT
 EP: EPOXY PAINT
 GWB: GYPSUM WALL BOARD
 LAM: PLASTIC LAMINATE
 LVT: LUXURY VINYL TILE
 PT: PAINT
 RB: RUBBER WALL BASE
 RF: RESINOUS FLOORING
 RWB: RESINOUS WALL BASE
 SC: SEALED CONCRETE
 SS: STAINLESS STEEL
 VWC: VINYL WALL COVERING



© 2024 All reproduction & intellectual property rights reserved.


FITZGERALD COLLABORATIVE

ATLANTA
 1401 PEACHTREE ST NE, SUITE 200
 ATLANTA, GA 30309

TALLAHASSEE
 850 S. GADSDEN STREET, SUITE 140
 TALLAHASSEE, FL 32301

FITZGERALD COLLABORATIVE GROUP, LLC
 AA26001957

LCS# 21-23-HKL-222



NO.	DESCRIPTION	DATE

PERMIT DOCUMENTS

CLIENT
LEON COUNTY SCHOOLS

PROJECT TITLE
LCS NIMS MIDDLE SCHOOL

723 W Orange Avenue,
 Tallahassee, FL 32310

PROJECT NUMBER

240202

ISSUE DATE

11/11/2024

DRAWING TITLE

FINISH & EQUIPMENT SCHEDULES

SHEET NUMBER

A611

ROOM FINISH SCHEDULE

ROOM NO.	ROOM NAME	FLOOR FINISH	BASE FINISH	WALL FINISH				CEILING		COMMENTS
				NORTH	EAST	SOUTH	WEST	MATERIAL	HEIGHT	
006	LOBBY	LVT-01 / LVT-02	RB	PT-01	PT-01	VWC / PT-01	VWC	ACT-01	10'-0"	SEE ENLARGED FINISH FLOOR PLAN FOR FLOORING PATTERN
006A	JANITOR	SC	-	PT-01	PT-01	PT-01	PT-01	ACT-02	9'-0"	
006B	TICKET BOOTH	LVT	RB	PT-01	PT-01	PT-01	PT-01	ACT-02	9'-0"	
006F	BOYS	TL-01	TB	TL-02	EP	EP	EP	GWB	9'-0"	
006G	GIRLS	TL-01	TB	EP	EP	TL-02	EP	GWB	9'-0"	
039	MAIN COURT	EXISTING	EXISTING	EXISTING	EXISTING	EXISTING	EXISTING	EXISTING	-	
039A	CONCESSION	RF	RWB	EP	EP	EP	EP	ACT-03	9'-0"	
039B	STORAGE	SC	-	PT-01	PT-01	PT-01	PT-01	ACT-02	9'-0"	
039C	STORAGE	EXISTING	EXISTING							
039D	ELEC	EXISTING	EXISTING							
039E	MECH	EXISTING	EXISTING							
039F	WEIGHT ROOM	EXISTING	EXISTING							
039G	MECH ROOM	EXISTING	EXISTING							

FINISH KEY

Tag	Application	Material	MFR/Style	Color /Finish /Size	Comments
LVT-01	FLOOR	LUXURY VINYL TILE	TARKETT / MELANGE	Color: Peme Onyx 11189 / 18" x 18"	
LVT-02	FLOOR	LUXURY VINYL TILE	TARKETT / COLOR BEAM	Color: Straw C106 / Matte / 18" x 18"	
TL-01	FLOOR	PORCELAIN TILE	DALTILE	Color: Celestia HM30 / Matte / 12"x 12" / Grout Color: Mapei 78 Sterling Silver / Grout Joint: 3/16"	TILE DIRECTION: STACKED
TL-02	WALL	PORCELAIN TILE	DALTILE	Color: Serenade HM33 / Matte / 12"x 24" / Grout: Mapei 78 Sterling Silver / Grout Joint: 3/16"	TILE DIRECTION: STACKED
SC	FLOOR	SEALED CONCRETE	W. R. MEADOWS / VOCAMP-25	Color: Clear / Transparent Sheen	BASIS OF DESIGN
CPT	FLOOR	WALK-OFF CARPET	SHAW CONTRACT / BON JOUR II 5T032	Color: Ebony 31500 / 24" x 24"	
TB	COVE WALL BASE	PORCELAIN	DALTILE	Color: Serenade HM33 / Matte / 6" x 12" Cove Base	ALIGN GROUT JOINTS WITH FLOOR TILE
EP	WALLS	EPOXY PAINT	SHERWIN WILLIAMS	Color: SW6385 Dover White / Gloss - High Performance Finish	
PT-01	WALLS	GW/P/PAINT	SHERWIN WILLIAMS	Color: SW6385 Dover White / Eggshell	
PT-02	DOOR FRAME	INSULATED HOLLOW METAL	SHERWIN WILLIAMS	Color: SW 6258 Tricorn Black / Industrial Enamel B-54 Series	
PT-03	WALLS	GW/P/PAINT	SHERWIN WILLIAMS	Color: SW 6258 Tricorn Black / Satin	
PT-04	CEILING - EXPOSED TO STRUCTURE	DRYFALL PAINT	SHERWIN WILLIAMS/ ACRYLIC DRYFALL B42B81	Color: SW 6993 Black of Night / Flat	
VWC	WALL	VINYL WALL COVERING		Color: Custom Image	
RB	WALL BASE	RUBBER BASE	JOHNSONITE / VINYL WALL BASE 4" COVE	Color: 63 Burnt Umber B	PAINT EXPOSED SURFACES
RF	FLOOR	RESINOUS FLOOR	STONHARD/ STONCLAD UT LIGHT TEXTURE	Color: Charcoal	
RWB	WALL BASE	RESINOUS WALL BASE	STONHARD/ STONCLAD UT LIGHT TEXTURE	Color: Charcoal, 6" RESINOUS WALL BASE	
SS	COUNTERTOP	STAINLESS STEEL		Color: Stainless Steel / Brushed	CONCESSION SERVICE COUNTER
SSC	COUNTERTOP	SOLID SURFACE	WILSONART	Color: Monte Amiata 9911SS	TICKET BOOTH COUNTER
LAM-01	CASEWORK	LAMINATE SHEET	ARBORITE	Color: Black S405 / CA	
ACT-01	CEILING - LOBBY	ACOUSTIC CEILING TILE	ARMSTRONG/ CIRRUS SECOND LOOK III 9/16"	Color: 511 White (WH) / 24"x 48"	
ACT-02	CEILING	ACOUSTIC CEILING TILE	ARMSTRONG / ULTIMA LAY-IN & TEGULAR	Color: No.1912, White (WH) / 24" x 24"	
ACT-03	CEILING - CONCESSION	ACOUSTIC CEILING TILE	ARMSTRONG / KITCHEN ZONE	Color: No. 673 White (WH) / 24" X 24"	
GW	CEILING	DRYWALL		Paint on 5/8" thick Gypsum Board on Galvanized Metal Furring @16" o.c. Typ.	
OTA	CEILING	OPEN TO ABOVE			

EQUIPMENT SCHEDULE

Tag	Description	Manufacturer / Model	Comments
E-001	WORK TABLE	30" wide X 72" long X 36" high	Stainless Steel Open Base Type, W/ (1) Drawer and Undershef
E-002	ICE MACHINE W/ STORAGE BIN	Hoshizaki Slim Line 22" Air Cooled Cube Ice Machine / 300lb. ice storage bin w/ water filtration system	Basis of Design
E-003	FREESTANDING HEAVY DUTY METAL SHELVING	Metro shelving Super Electra 36" x 24"D x 74" H	Basis of Design
E-004	1-SECTION FREEZER REACH-IN	Traulsen G12011	Basis of Design
E-005	1-SECTION REFRIGERATOR REACH-IN	Traulsen G10010	Basis of Design