

Architectural –

- Decreased size and shifted round soffit at reception
- Also, shifted round soffit at Gathering Room
- Door view glass changes, Areas B-E to have a view glass to match existing areas ... 5" x 20". New work Area A to have standard size ... 5" x 34"
- Added Access Control to Doors 2 and 4
- Changed from 6" studs to 1 ½" hat channel on wall types 1 and 2
- Changes to Wall Type 4. See plans.
- Changes to Wall Type 1 and 2. See plans.
- Wall tile (subway) only on wet walls, see elevations.
- Added wall tile to Girls and Boys baths.
- Added Casework and Countertops, see plans.
- Added Stage wood framing details
- Demo/Remove North and West Interior Existing Metal wall panels.
- Added Head Jamb Sill Details for doors. See plans
- Added Window Details. See plans
- Added Ceiling Heights. See plans
- Added Enlarged plans and interior elevations. See plans

Plumbing –


- Relocated WC's in Boy's and Girls Handicap Stalls.

Electrical –


- Changed 2 x 4 lights to 6-inch dimmable lights at round soffit areas at Gathering Room and Reception
- Added receptacles at the ends on the round dropped soffits at the Gathering Room and Reception for future string lights
- Added Access Control to Doors 2 and 4

Mechanical – Adjust exhaust fans at new WC locations.

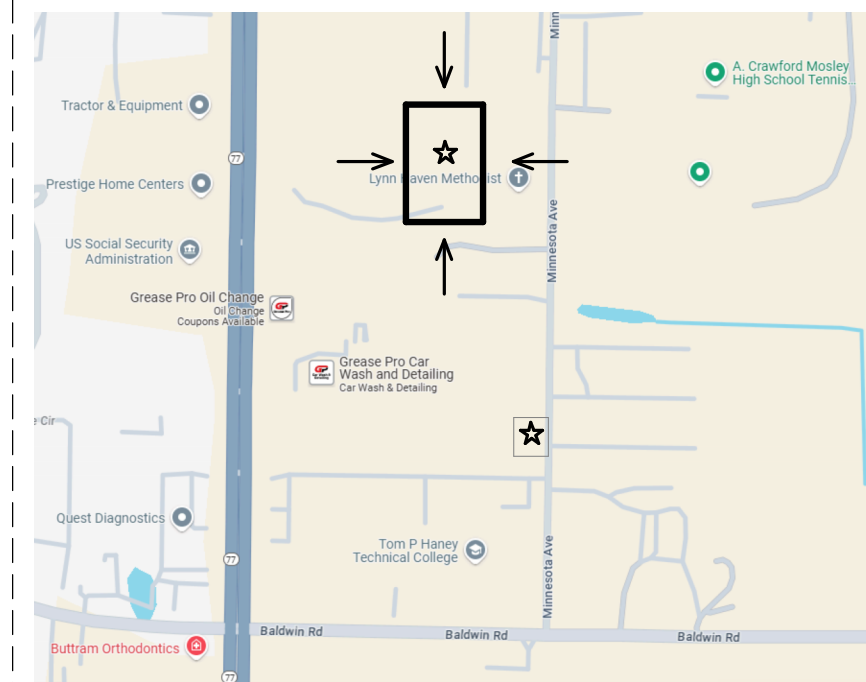
LYNN HAVEN METHODIST CHURCH



INTERIOR REVOLUTIONS



VICINITY MAP



DRAWING INDEX

G001	COVER SHEET
LS101	LIFE SAFETY PLAN
ARCHITECTURAL	
A001	OVERALL FLOOR PLAN
A002	PARTIAL SITE PLAN - WEST END OF PROPERTY
A100	DEMOLITION PLAN
A101	DIMENSIONED FLOOR PLAN
A102	ANNOTATED FLOOR PLAN
A103	REFLECTED CEILING PLAN
A301	BUILDING SECTION
A302	BUILDING SECTIONS
A303	BUILDING SECTIONS
A400	STAGE AND STEP DETAILS
A501	WALL TYPES
A601	DOOR AND WINDOW SCHEDULE
A602	DOOR DETAILS
A603	WINDOW DETAILS
A604	ROOM FINISH SCHEDULE
A700	ENLARGED PLANS AND INTERIOR ELEVATIONS
A701	INTERIOR ELEVATIONS
A702	CASEWORK DETAILS
ELECTRICAL	
E0.1	ELECTRICAL LEGEND, GENERAL NOTES, AND DETAILS
E0.2	LIGHTING FIXTURE SCHEDULE AND DETAILS
E0.3	POWER RISER, PANEL SCHEDULES, AND DETAILS
E1.1	ELECTRICAL DEMOLITION PLAN AREA A & B
E1.2	ELECTRICAL DEMOLITION PLAN AREA C & D
E2.1	ELECTRICAL NEW WORK POWER PLAN AREA A & B
E2.2	ELECTRICAL NEW WORK POWER PLAN AREA C, D, & E
E3.1	ELECTRICAL NEW WORK LIGHTING PLAN AREA A & B
E3.2	ELECTRICAL NEW WORK LIGHTING PLAN AREA C, D, & E
E4.1	NEW WORK FIRE ALARM PLAN AREA A & B
E4.2	NEW WORK FIRE ALARM PLAN AREA C, D, & E
MECHANICAL	
M1-0	HVAC LEGEND, NOTES, AND DETAILS
M2-0	HVAC PLANS
M3-0	HVAC SCHEDULES
PLUMBING	
P1-0	OVERALL PLUMBING PLAN
P2-0	ENLARGED PLUMBING PLANS, SCHEDULES, AND DETAILS
P3-0	PLUMBING NOTES AND RISER
FIRE PROTECTION	
FP1-0	FIRE PROTECTION LEGEND AND NOTES
FP2-0	OVERALL FIRE PROTECTION PLAN

ABBREVIATIONS

AC	AIR CONDITIONING	HPT	HIGH POINT
AD	AREA DRAIN	HT	HEIGHT
AFF	ABOVE FINISH FLOOR	INCL	INCLUDED
AGGR	AGGREGATE	INSUL	INSULATION
ALT	ALTERNATE	JT	JOINT
ALUM	ALUMINUM	KS	KITCHEN SINK
APPROX	APPROXIMATE	L CL	LINEN CLOSET
ARCH	ARCHITECTURAL	LAM	LAMINATE
ASF	ABOVE STRUCTURAL FLOOR	LAV	LAVATORY
AVG	AVERAGE	LL	LIVE LOAD
B/ or BO	BOTTOM OF	LPT	LOW POINT
BD	BOARD	LV	LOW VOLTAGE
BITUM	BITUMINOUS	MASY	MASONRY
BLDG	BUILDING	MAX	MAXIMUM
BSMT	BASEMENT	MC	MEDICINE CABINET
CAB	CABINET	MECH	MECHANICAL
CEM	CEMENT	MFR	MANUFACTURER
CFM	CUBIC FEET PER MINUTE	MIN	MINIMUM
CL	CENTER LINE	MISC	MISCELLANEOUS
CLG	CEILING	MO	MASONRY OPENING
CLR	CLEAR	MTL	METAL
CMU	CONCRETE MASONRY UNIT	MW	MICROWAVE
COD	CO DETECTOR	NIC	NOT IN CONTRACT
COL	COLUMN	NO	NUMBER
CONC	CONCRETE	NOM	NOMINAL
CONST	CONSTRUCTION	NTS	NOT TO SCALE
CONT	CONTINUOUS	OC	ON CENTER
CPT	CARPET	OSD	OPEN SITE DRAIN
CT	CERAMIC TILE	PAN	PANTRY
D	DEEP	PL	PLATE
DBL	DOUBLE	PLAM	PLASTIC LAMINATE
DEPT	DEPARTMENT	PT	PAINT
DIA	DIAMETER	QT	QUARRY TILE
DIM	DIMENSION	R	RADIUS
DL	DEAD LOAD	REF	REFRIGERATOR
DN	DOWN	REQD	REQUIRED
DS	DOWNSPOUT	REV	REVISION
DW	DISHWASHER	RNG	RANGE
DWG	DRAWING	RO	ROUGH OPENING
EA	EACH	SC	SOLID CORE
EL	ELEVATION	SD	SMOKE DETECTOR
ELEC	ELECTRICAL	SF	SQUARE FEET
ELEV	ELEVATOR	SH	SHELF
EMER	EMERGENCY	SST	STAINLESS STEEL
EQ	EQUAL	ST	STAINED
EQPT	EQUIPMENT	STD	STANDARD
EXIST	EXISTING	STL	STEEL
EXT	EXTERIOR	T&G	TONGUE AND GROOVE
FDTN	FOUNDATION	THK	THICKNESS
FL	FLOOR DRAIN	TYP	TYPICAL
FP	FIRE PLACE	UNO	UNLESS NOTED OTHERWISE
FURN	FURNACE	VERT	VERTICAL
G DISP	GARBAGE DISPOSAL	VIF	VERIFY IN FIELD
GA	GAGE or GAUGE	W	WIDE
GFCI	GROUND FAULT CIRCUIT INTERRUPTER	W/D	WASHER / DRYER
		WC	WATER CLOSET
		WD	WOOD
GYP BD	GYPSON BOARD	WH	WATER HEATER
HC	HOLLOW CORE	WIC	WALK-IN CLOSET
HM	HOLLOW METAL	WP	WATERPROOF
HORIZ	HORIZONTAL	WWF	WELDED WIRE FABRIC

PROJECT TEAM

DESIGN BUILD CONTRACTOR
 RELIANTSOUTH CONSTRUCTION GROUP, INC.
 230 WEST 5TH STREET
 PANAMA CITY, FL 32401
 850.215.5540
 RICHARD DODD, P.E.
 FL. P.E. 0000046579
 DODD@RELIANTSOUTH.COM

ARCHITECT OF RECORD
 JOHN L. BOZARTH
 2017 DISCOVERY LOOP
 PANAMA CITY, FL 32405
 850.814.3394
 BOZARJL@GMAIL.COM

STRUCTURAL ENGINEER
 ATLAS ENGINEERING AND CONSULTING
 455 HARRISON AVE., SUITE B
 PANAMA CITY, FL 32401
 850.257.5316
 CODY HARDEN, P.E.
 CODY@ATLASENGINEERINGFL.COM

MECHANICAL/ELECTRICAL/PLUMBING ENGINEER
 WATFORD ENGINEERING
 4452 CLINTON ST.
 MARIANNA, FL 32446
 850.526.3447

DAVID WATFORD, P.E.
 DAVID@WATFORD-ENGINEERING.COM

KEITH JOHNSON, P.E.
 KEITH@WATFORD-ENGINEERING.COM

ANTHONY DAVIS, P.E.
 ALDAVIS@WATFORD-ENGINEERING.COM

STEVEN DAY, P.E.
 STEVE@WATFORD-ENGINEERING.COM

GENERAL NOTES

- ALL WORK SHALL BE IN ACCORDANCE WITH THE CODES REFERENCED IN THESE DOCUMENTS AND AS ADOPTED AND SUPPLEMENTED BY LOCAL REGULATIONS.
- THE CONTRACTOR SHALL BE RESPONSIBLE FOR ACQUIRING ALL BUILDING PERMITS FROM THE LOCAL BUILDING DEPARTMENTS AS REQUIRED BY CITY/COUNTY REGULATIONS. FEES FOR SUCH PERMITS SHALL BE PAID BY THE CONTRACTOR AND A SET OF APPROVED DRAWINGS AND ORIGINAL PERMITS SHALL BE RETAINED ON SITE FOR THE DURATION OF THE PROJECT.
- THE DESIGN INFORMATION SHOWN ON THE DRAWINGS PROVIDES OVERALL DIMENSIONAL PARAMETERS AND DESCRIBES ELEMENTS TO BE CONSTRUCTED. THE CONTRACTOR SHALL ADJUST DIMENSIONS AND DETAILS AS REQUIRED TO FIT EXISTING CONDITIONS. THE DESIGN-BUILDER/ENGINEER SHALL BE NOTIFIED OF ALL PROPOSED MODIFICATIONS.
- NO CHANGES TO THE INFORMATION SHOWN ON THE DRAWINGS SHALL BE MADE WITHOUT THE SPECIFIC WRITTEN APPROVAL OF THE DESIGN BUILDER, ENGINEER, OR ARCHITECT AS APPLICABLE.
- THE DESIGN-BUILDER SHALL BE NOTIFIED IMMEDIATELY OF ANY DISCREPANCIES ON THESE DOCUMENTS.
- THE CONTRACTOR SHALL ADHERE TO THE REQUIREMENTS OF F.B.C. BUILDING FOR SAFETY STANDARDS PERTAINING TO CONSTRUCTION PROCEDURES.
- ALL GLAZING AND GLASS SHALL BE IMPACT RESISTANT GLASS. A FLORIDA APPROVED TESTING AGENCY MUST APPROVE AND LIST SUCH GLASS.
- ALL EXTERIOR COMPONENTS SHALL HAVE FLORIDA APPROVAL NUMBERS AND SHALL MEET THE COMPONENTS AND CLADDING REQUIREMENTS SHOWN ON THE STRUCTURAL DRAWINGS.
- ALL EXTERIOR DOORS SHALL BE IMPACT RATED AND MEET THE COMPONENTS AND CLADDING REQUIREMENTS SHOWN ON THE STRUCTURAL DRAWINGS.

PROJECT DESCRIPTION

INTERIOR BUILD OUT OF APPROX. 15,000 SQ. FT. OF THE OWNER'S EXISTING 60,000 SQ. FT. ONE STORY FULLY SPRINKLERED MTL. BLDG. FRAMED FACILITY LOCATED AT 3203 MINNESOTA AVE., LYNN HAVEN, FLORIDA. THE SCOPE OF THE WORK INCLUDES A MULTI-PURPOSE ROOM, 11 CLASSROOMS, A REHEARSAL ROOM, OFFICE SPACE AND STUDENT CHECK-IN AREA, GANG TOILETS, AND SOME ADDITIONAL MINOR RENOVATION WORK AT EXISTING OFFICE AREAS IN CLOSE PROXIMITY. NEW HEATING, COOLING, WIRING, PLUMBING, AND MODIFICATIONS TO THE EXISTING FIRE SPRINKLER SYSTEMS WILL BE REQUIRED. THE PROJECT INCLUDES THE INSTALLATION OF TWO NEW SETS OF EXIT DOORS, RELOCATION OF ONE METAL ROLL UP DOOR, AND NEW SLIDING GLASS WINDOWS AT NEW CLASSROOM SPACES.

SYMBOL & MATERIAL LEGEND

	DETAIL SHEET NUMBER		WINDOW TAG		CONCRETE		GRAVEL
	DETAIL CALLOUT		DOOR TAG		GYPSONUM		BRICK
	ELEVATION TAG		KEYNOTE TAG		EARTH		CLAY TILE
	SECTION SHEET NUMBER		ASSEMBLY TAG		BATT INSULATION		CMU
			REVISION TAG		RIGID INSULATION		STEEL
			LIGHT TAG		WOOD		PLYWOOD




Design - Build Contractor

230 West 5th Street
 Panama City, FL 32401
 (850) 215-5540

LYNN HAVEN METHODIST
 CHURCH INTERIOR RENOVATIONS
 - PHASE 1
 3203 MINNESOTA AVE. LYNN HAVEN, FL 32444

REVISION		
#	DESCRIPTION	DATE

John L. Bozarth
 Architect of Record
 FL. AR 0006581
 2017 Discovery Loop
 Panama City, FL 32405
 (850) 814-3394
 bozarjl@gmail.com



Drawn By:
 A. Reeves

COVER SHEET

G001

4/1/2025 11:49:23 AM

No Part Of These Documents May Be Reproduced, Stored In a Retrieval System, Or Transmitted In Any Form Or By Any Means, Electronic, Mechanical, Photocopying, Recording, Or Otherwise, Without The Prior Written Permission Of: ReliantSouth Construction Group.

1. APPLICABLE CODES

- 2023 FLORIDA BUILDING CODE - BUILDING, 8TH EDITION (FBC-B)
- 2023 FLORIDA BUILDING CODE - ACCESSIBILITY, 8TH EDITION (FBC-A)
- 2023 FLORIDA BUILDING CODE - MECHANICAL, 8TH EDITION (FBC-M)
- 2023 FLORIDA BUILDING CODE - PLUMBING, 8TH EDITION (FBC-P)
- 2023 FLORIDA BUILDING CODE - ENERGY CONSERVATION, 8TH EDITION (FBC-EC)
- 2023 FLORIDA FIRE PREVENTION CODE, 8TH EDITION (BASED ON NFPA 1 & NFPA 101)

2. OCCUPANCY CLASSIFICATION:

T.303.4
GROUP A-3 ASSEMBLY

3. GENERAL BUILDING HEIGHTS AND AREA:

ALLOWABLE BUILDING HEIGHTS AND AREA
CONSTRUCTION: TYPE II B, SPRINKLERED

T.504.3
MAXIMUM ALLOWABLE HEIGHT: 75' - 0"
EXIST BLDG. HEIGHT: 30' - 0" (TOP OF RIDGE)

T.504.4
MAXIMUM NO. OF STORIES: 3
PROPOSED NO. OF STORIES: 1

T.506.2
MAXIMUM ALLOWABLE AREA: 62,000 S.F.
RENOVATION AREA: 12,225 S.F.

4. MEANS OF EGRESS:

MAXIMUM FLOOR AREA PER OCCUPANT T.1004.1.2

FUNCTION	AREA (GROSS)	AREA PER OCCUPANT
ASSEMBLY A-3	12,225 S.F.	15 S.F.

TOTAL OCCUPANTS (CALCULATED) 815
()

EXIT ACCESS TRAVEL DISTANCE T.1017.2

OCCUPANCY: ASSEMBLY A-3: 250 MAX (FULLY SPRINKLERED)
ACTUAL MAXIMUM TRAVEL DISTANCE: 95'

MINIMUM NUMBER OF EXITS PER STORY T.1006.3.2

REQUIRED EXITS: 2
PROVIDED EXITS: 2

MINIMUM EGRESS WIDTH (PER PERSON): 1005.3.1
REQUIRED PROVIDED
0.20 X 815 163" 216"

MINIMUM CLEAR OPENING OF EXIT DOORS: 1010.1.1
REQUIRED PROVIDED
32" 72"

5. FIRE PROTECTION SYSTEMS:

BUILDING TO BE FULLY SPRINKLERED

6. PLUMBING:

2023 FLORIDA BUILDING CODE, PLUMBING, 8TH EDITION
T.2902.1 FIXTURE CALCULATIONS

ASSEMBLY A-3

WATER CLOSETS:

MEN: 1/150
WOMEN: 1/75
REQUIRED: 3
PROVIDED: 4
REQUIRED: 6
PROVIDED: 5

LAVATORIES

MEN: 1/200
WOMEN: 1/200
REQUIRED: 2
PROVIDED: 3
REQUIRED: 2
PROVIDED: 3

DRINKING FOUNTAIN 1 PER 1000 OCCUPANTS
REQUIRED: 1
PROVIDED: 1

SERVICE SINK
REQUIRED: 1
PROVIDED: 1

7. TYPES OF CONSTRUCTION:

T.601
FIRE-RESISTANCE RATING REQUIREMENTS FOR BUILDING ELEMENTS
CONSTRUCTION CLASSIFICATION: TYPE II B

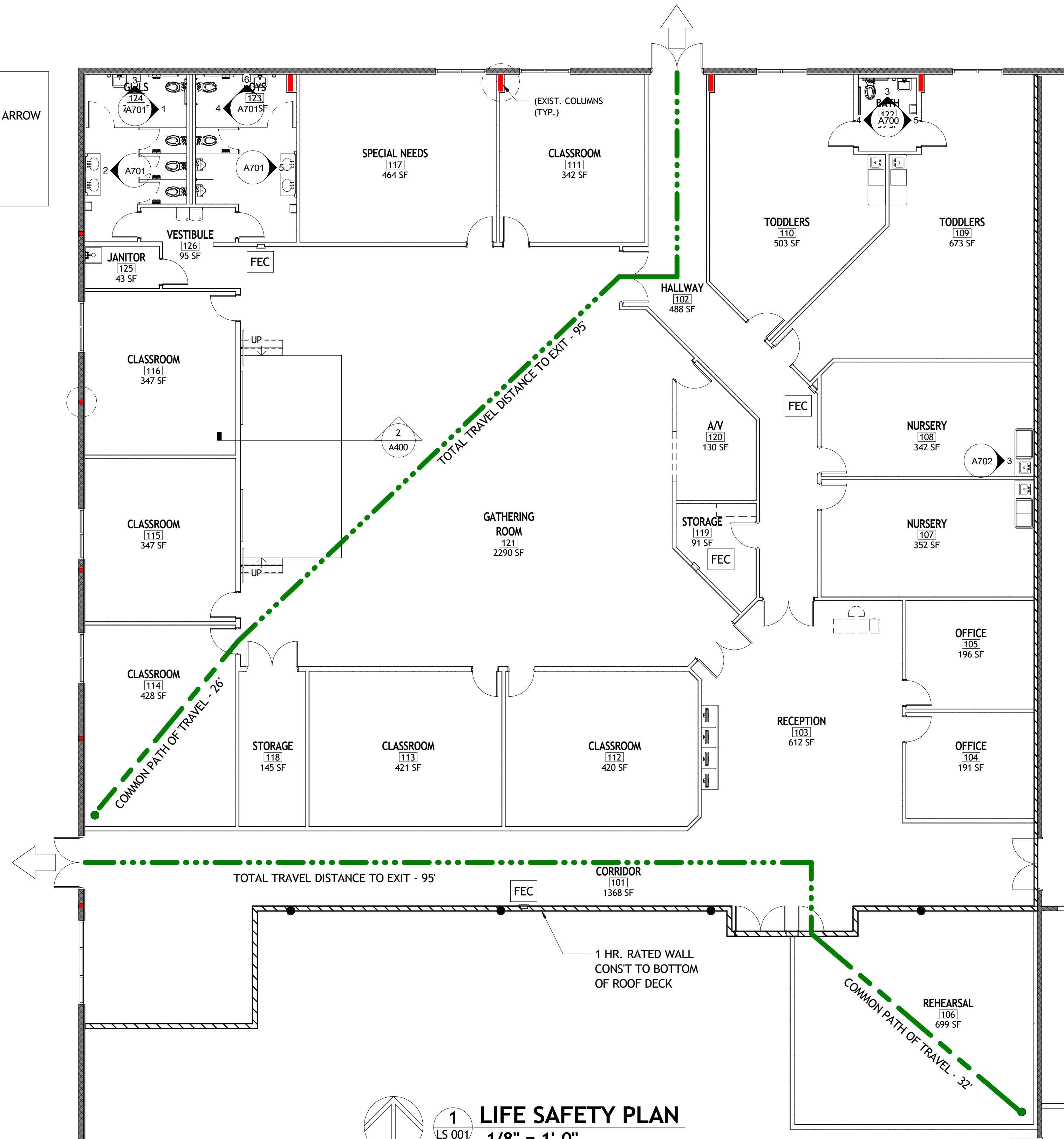
BUILDING ELEMENT	REQUIREMENTS (HOURS)
STRUCTURAL FRAME	0
BEARING WALLS	0
NON-BEARING PARTITIONS	0
FLOOR CONSTRUCTION	0
ROOF CONSTRUCTION	0

LEGEND

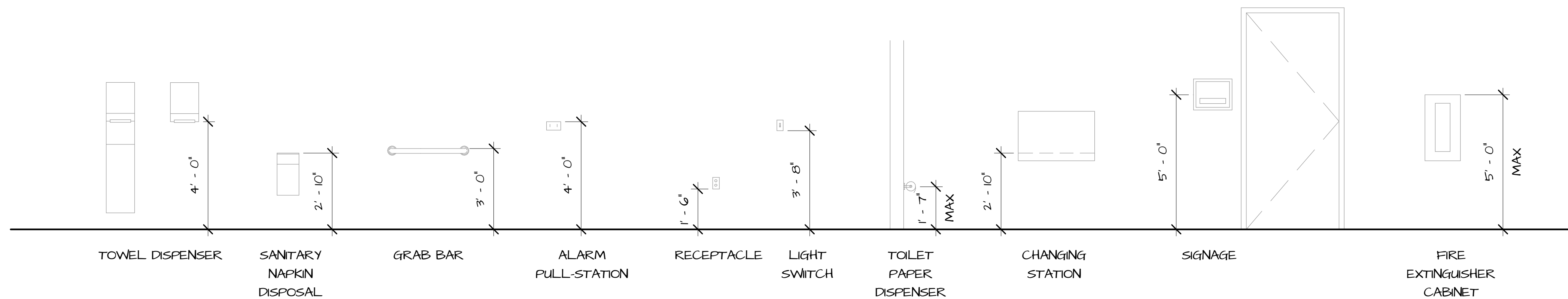
123	ROOM NUMBER
	EMERGENCY EXIT SIGN / EMERGENCY LIGHT W/ DIRECTIONAL ARROW
	EMERGENCY LIGHT / EXIT SIGN
	COMMON PATH OF TRAVEL
	TOTAL TRAVEL DISTANCE TO EXIT
FEC	FIRE EXTINGUISHER CABINET

8. FIRE EXTINGUISHERS:

T.906.3(1)
FIRE EXTINGUISHERS FOR CLASS A FIRE HAZARDS
2A10BC F.E. MUST BE PLACED EVERY 3,000 SQFT OR EVERY 75' APART FROM ONE ANOTHER.
MINIMUM REQUIRED 4
PROVIDED 4



1 LIFE SAFETY PLAN
LS 001
1/8" = 1'-0"



2 TYP. ADA MOUNTING HEIGHTS
LS 001
3/8" = 1'-0"



Design - Build Contractor


230 West 5th Street
Panama City, FL 32401
(850) 215-5540

LYNN HAVEN METHODIST
CHURCH INTERIOR RENOVATIONS
- PHASE 1
3203 MINNESOTA AVE. LYNN HAVEN, FL 32444

REVISION

#	DESCRIPTION	DATE

John L. Bozarth
Architect of Record
FL. AR 0006581
2017 Discovery Loop
Panama City, FL 32405
(850) 814-3394
bozarjl@gmail.com



Drawn By:
A. Reeves

LIFE SAFETY PLAN

LS 001

4/1/2025 11:49:24 AM

No Part Of These Documents May Be Reproduced, Stored In a Retrieval System, OR Transmitted In Any Form Or By Any Means, Electronic, Mechanical, Photocopying, Recording, Or Otherwise, Without The Prior Written Permission Of: ReliantSouth Construction Group.



Design - Build Contractor


230 West 5th Street
Panama City, FL 32401
(850) 215-5540

**LYNN HAVEN METHODIST CHURCH
INTERIOR RENOVATIONS - PHASE 1**

3203 MINNESOTA AVE., LYNN HAVEN, FL 32444

REVISION		
#	DESCRIPTION	DATE

John L. Bozarth
Architect of Record
AR 6581
P.O. Box 27178
Panama City, FL 32411
(850) 814-3394
bozarthj@gmail.com



Drawn By:
A. Reeves

OVERALL FLOOR PLAN

A001

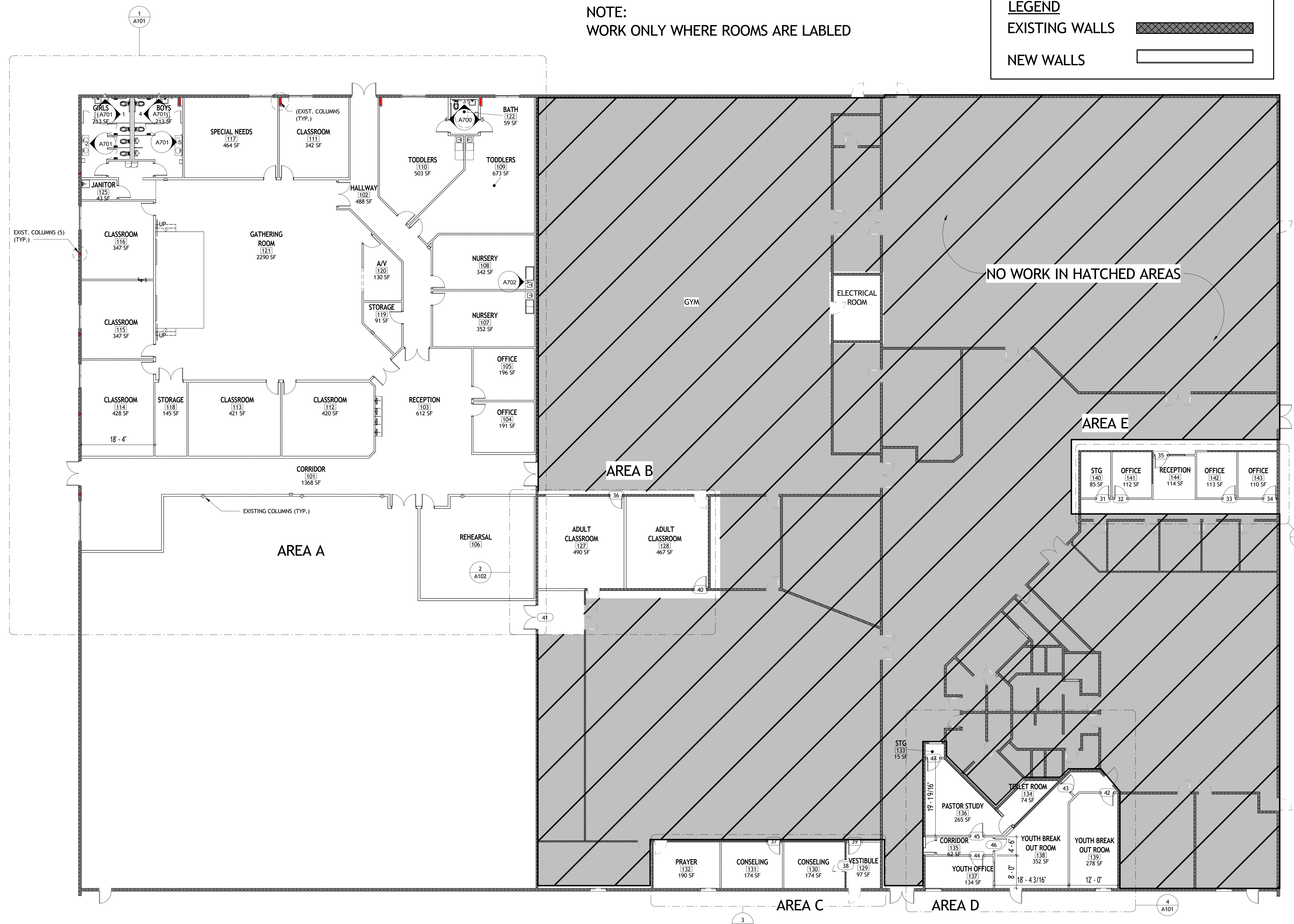
4/1/2025 11:49:25 AM

NOTE:
WORK ONLY WHERE ROOMS ARE LABELED

LEGEND


EXISTING WALLS

NEW WALLS



1
A001 **OVERALL FLOOR PLAN**
3/32" = 1'-0"

No Part Of These Documents May Be Reproduced, Stored In a Retrieval System, Or Transmitted In Any Form Or By Any Means, Electronic, Mechanical, Photocopying, Recording, Or Otherwise, Without The Prior Written Permission Of ReliantSouth Construction Group.



1 PARTIAL SITE PLAN
A002 1" = 10'-0"




Design - Build Contractor

230 West 5th Street
Panama City, FL 32401
(850) 215-5540

LYNN HAVEN METHODIST
CHURCH INTERIOR RENOVATIONS
- PHASE 1
3203 MINNESOTA AVE. LYNN HAVEN, FL 32444

REVISION		
#	DESCRIPTION	DATE

John L. Bozarth
Architect of Record
FL. AR 0006581
2017 Discovery Loop
Panama City, FL 32405
(850) 814-3394
bozarjl@gmail.com



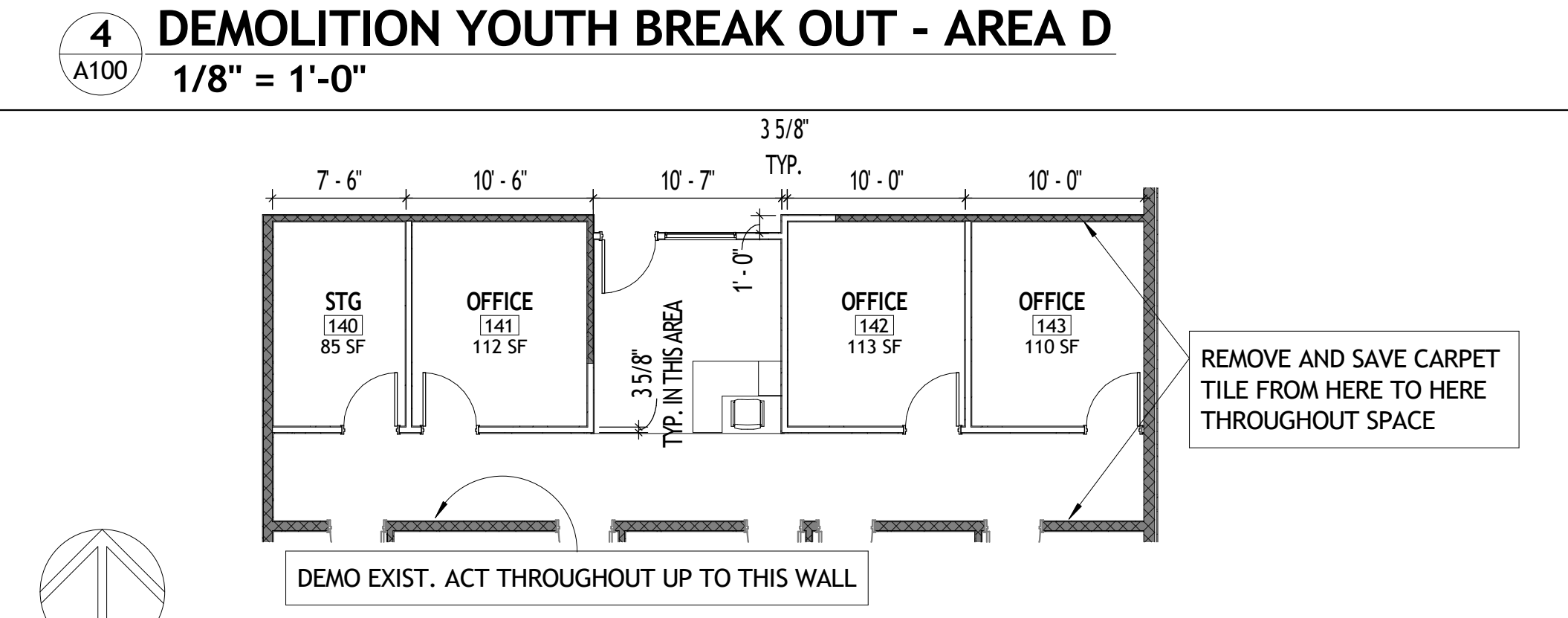
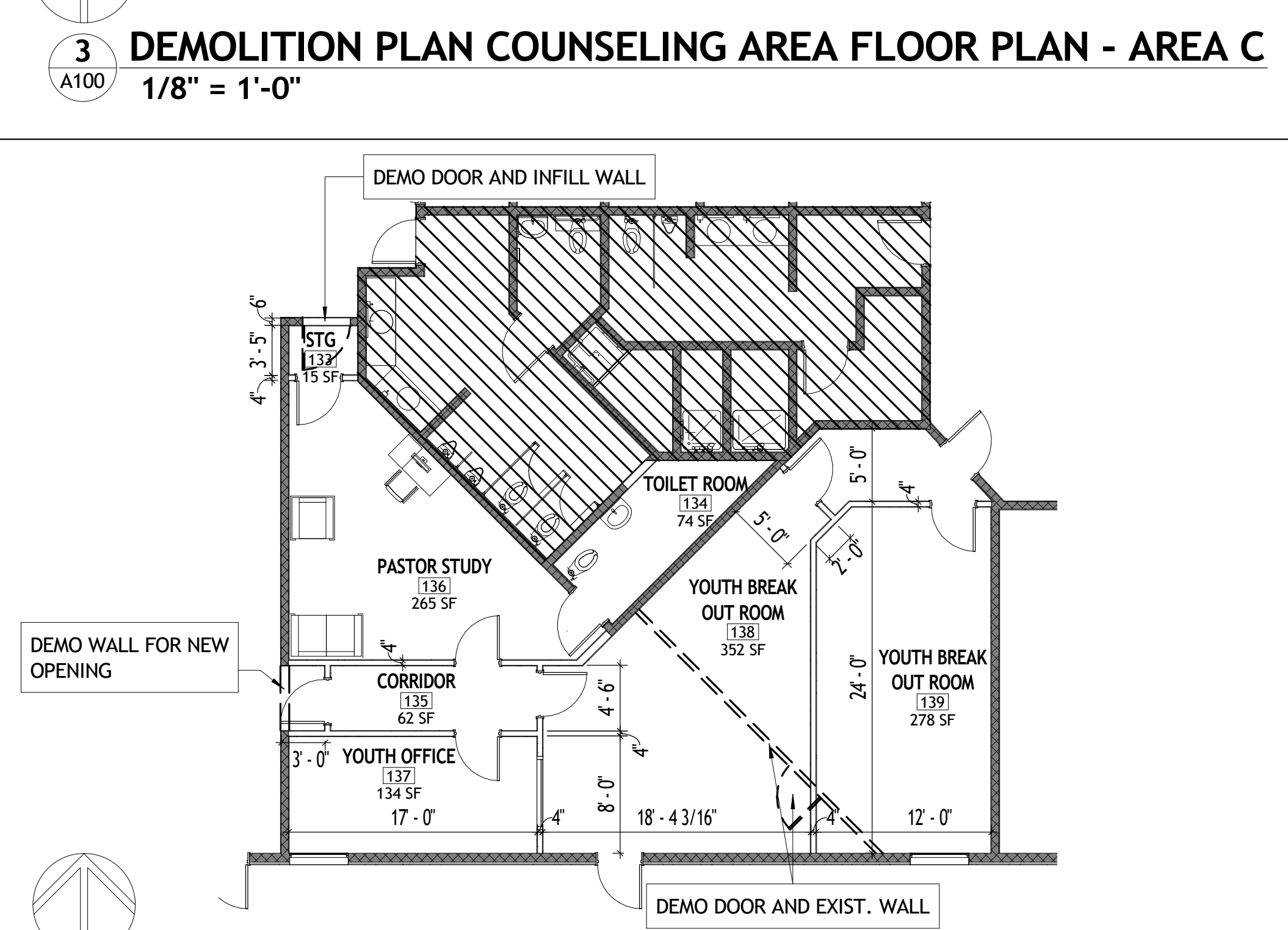
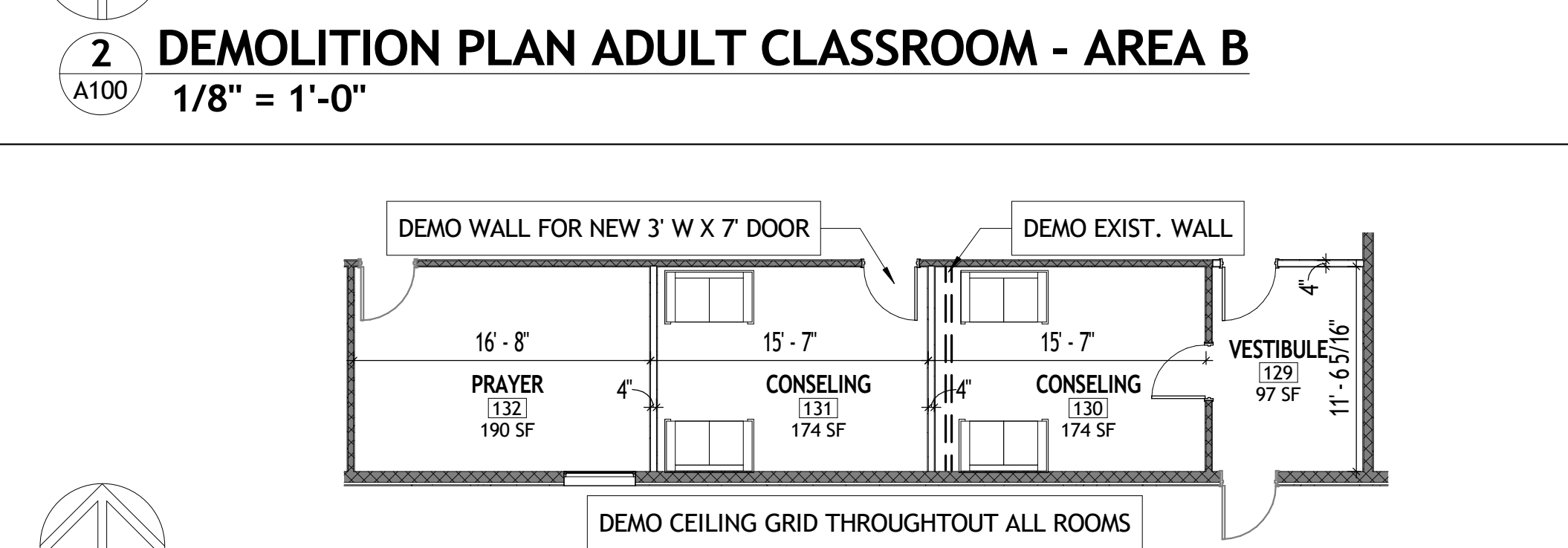
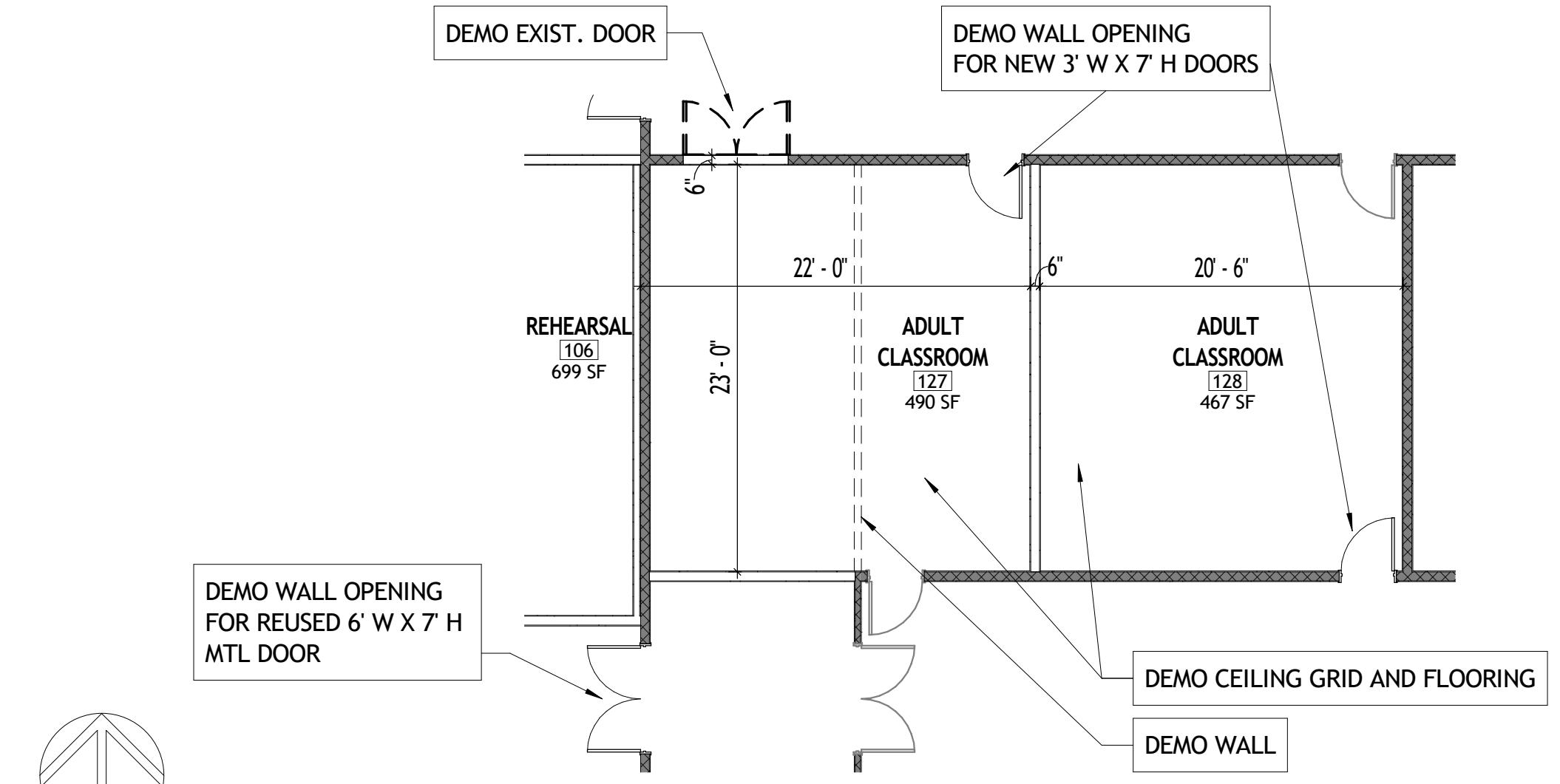
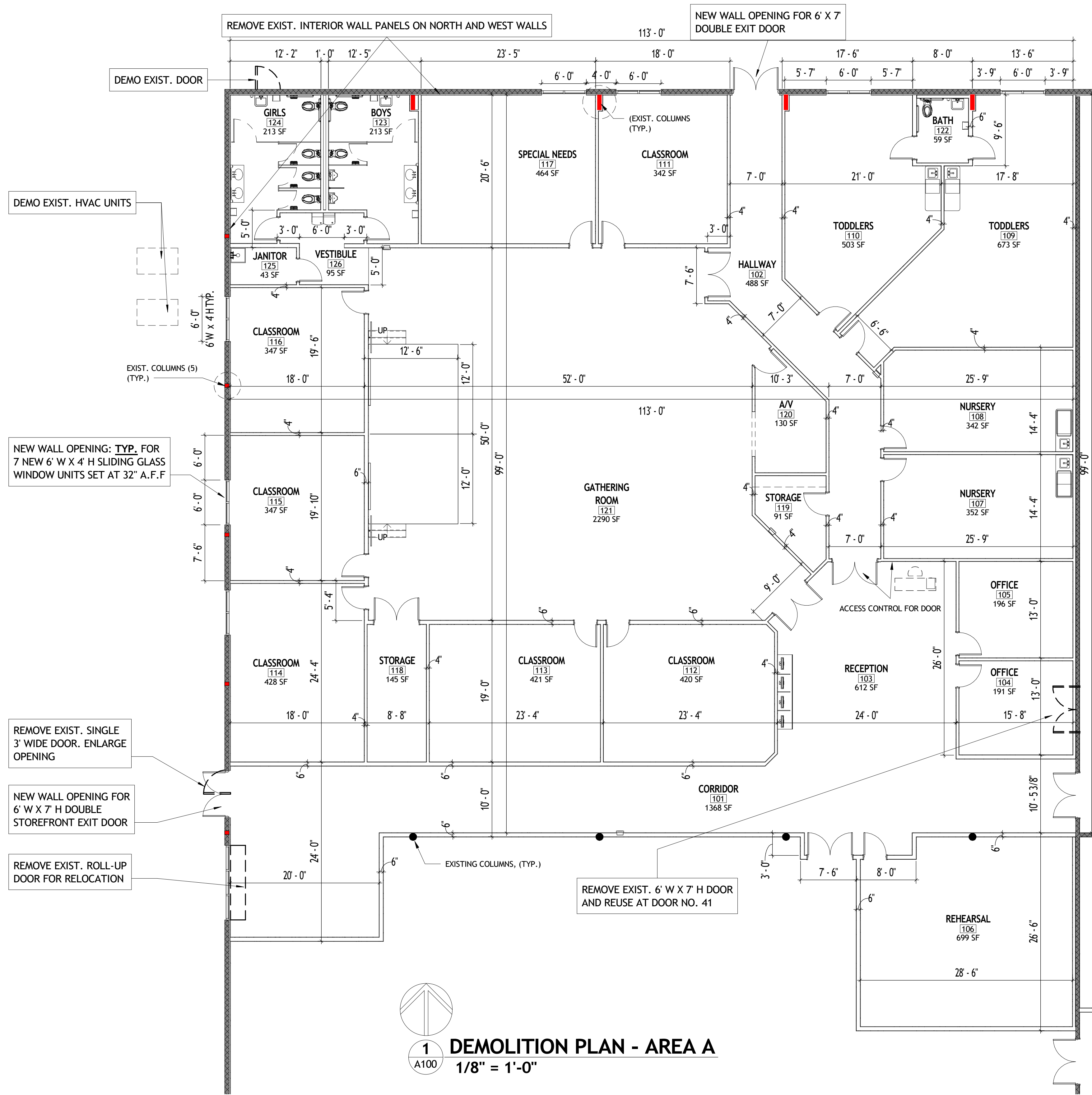
Drawn By:
A. Reeves

PARTIAL SITE PLAN -
WEST END OF
PROPERTY

A002

4/1/2025 11:49:26 AM

No Part Of These Documents May Be Reproduced, Stored In a Retrieval System, OR Transmitted In Any Form Or By Any Means, Electronic, Mechanical, Photocopying, Recording, Or Otherwise, Without The Prior Written Permission Of: ReliantSouth Construction Group.



Design - Build Contractor

230 West 5th Street
Panama City, FL 32401
(850) 215-5540


**LYNN HAVEN METHODIST
CHURCH INTERIOR RENOVATIONS
- PHASE 1**

3203 MINNESOTA AVE. LYNN HAVEN, FL 32444

REVISION

#	DESCRIPTION	DATE

John L. Bozarth
Architect of Record
FL. AR 0006581
2017 Discovery Loop
Panama City, FL 32405
(850) 814-3394
bozarthj@gmail.com



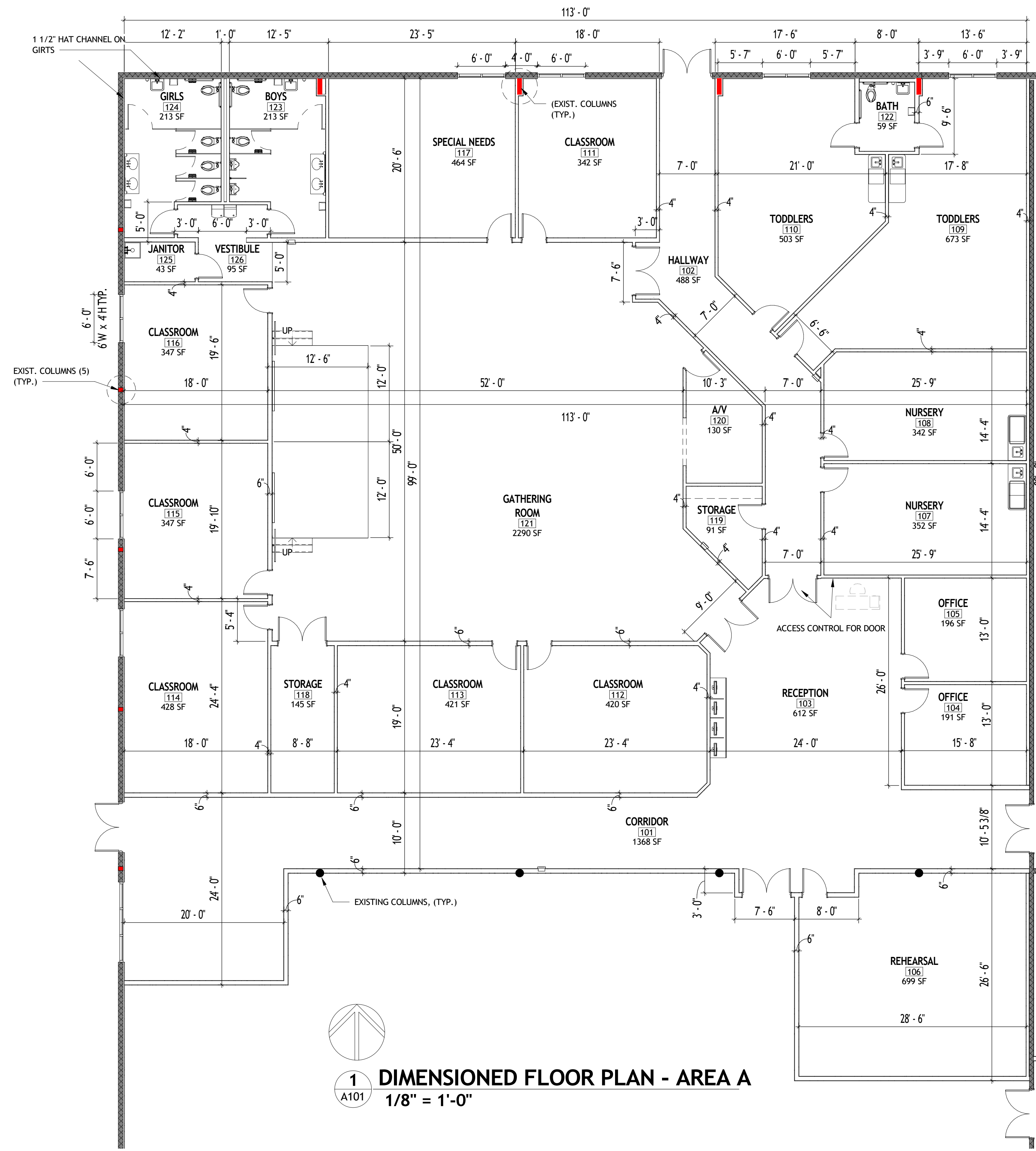
Drawn By:
A. Reeves

DEMOLITION PLAN

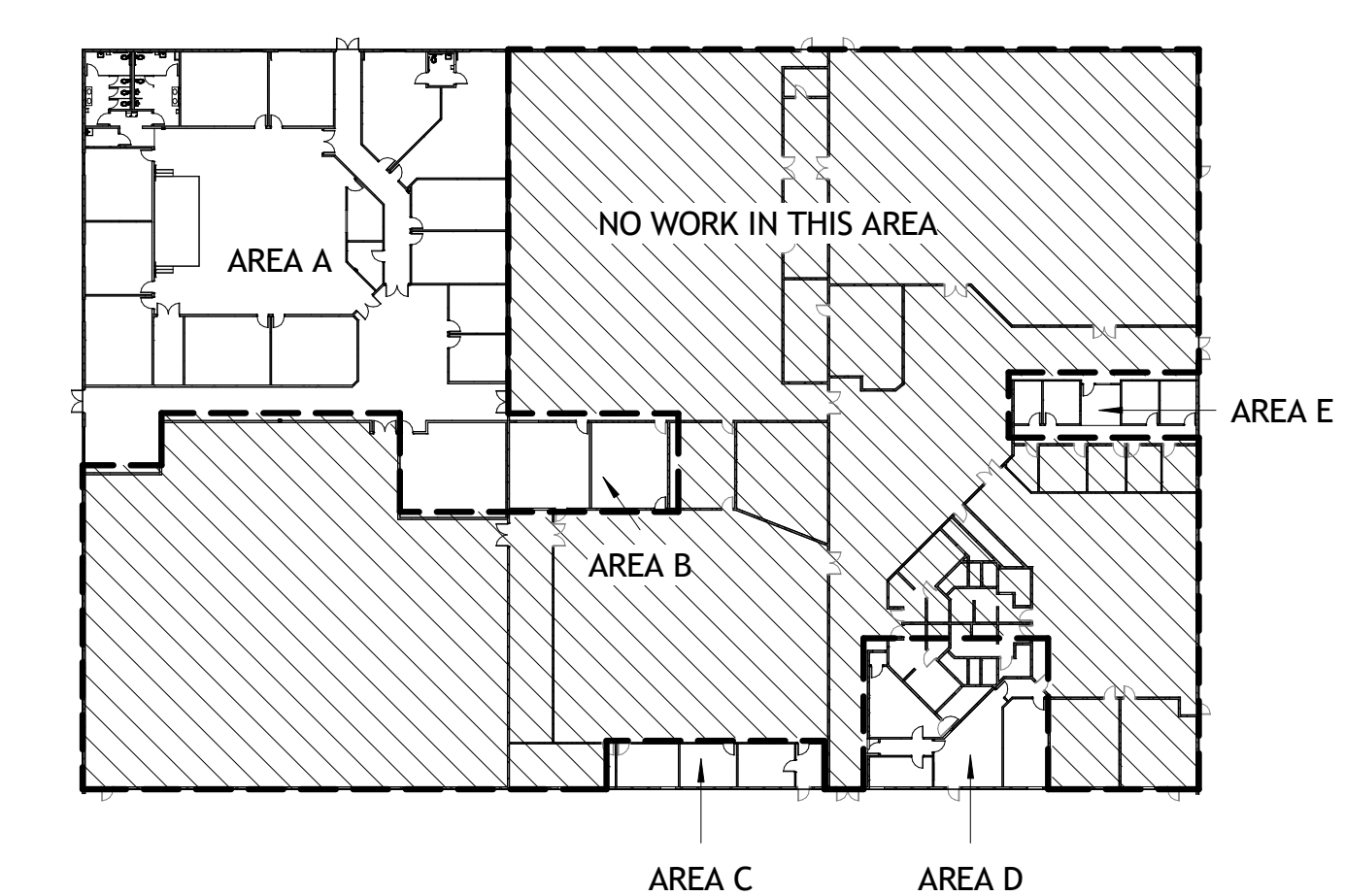
A100

4/1/2025 11:49:26 AM

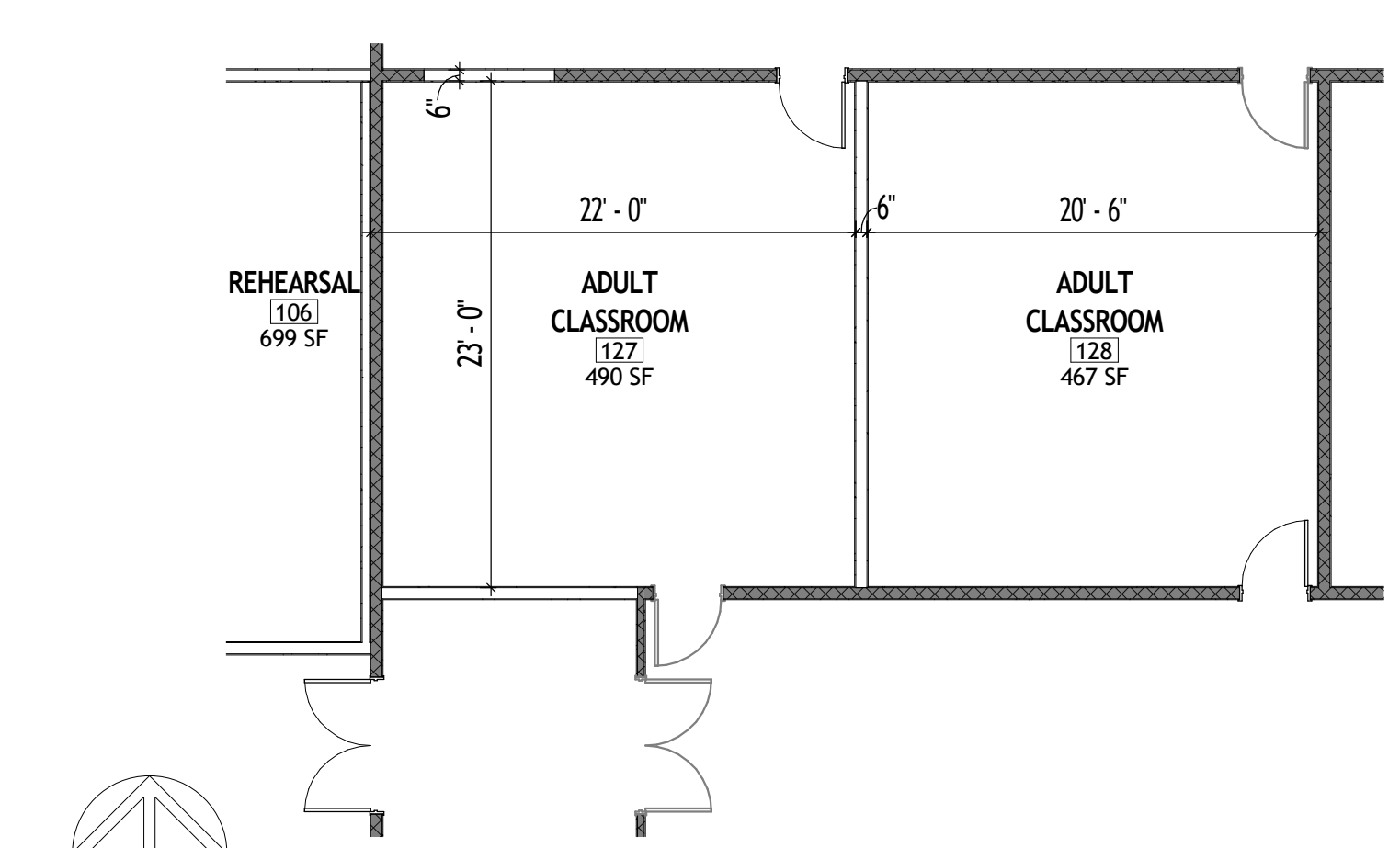
No Part Of These Documents May Be Reproduced, Stored In a Retrieval System, OR Transmitted In Any Form Or By Any Means, Electronic, Mechanical, Photocopying, Recording, Or Otherwise, Without The Prior Written Permission Of: ReliantSouth Construction Group.



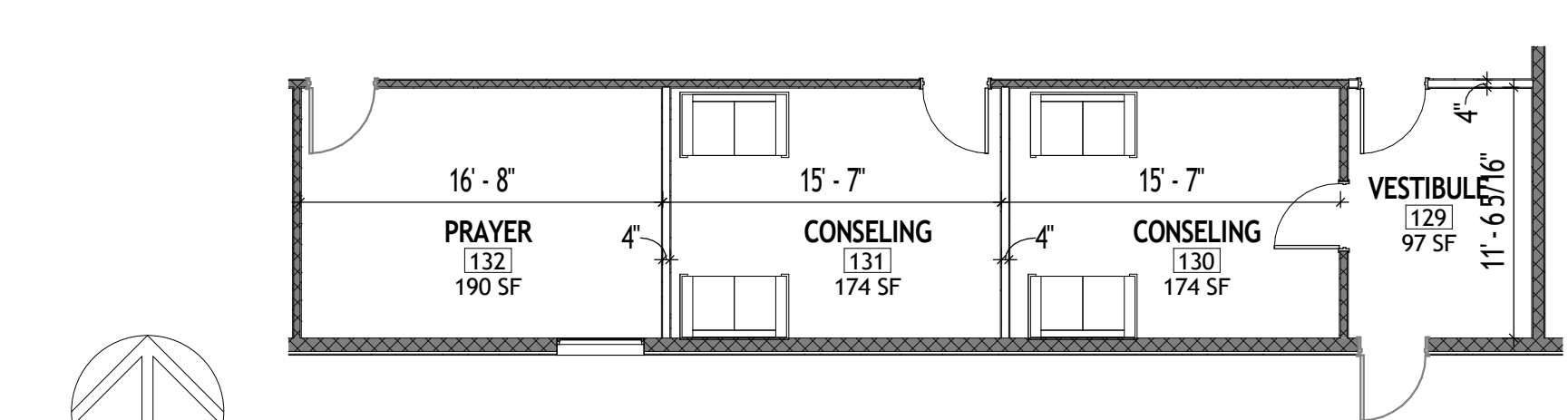
1 DIMENSIONED FLOOR PLAN - AREA A
1/8" = 1'-0"



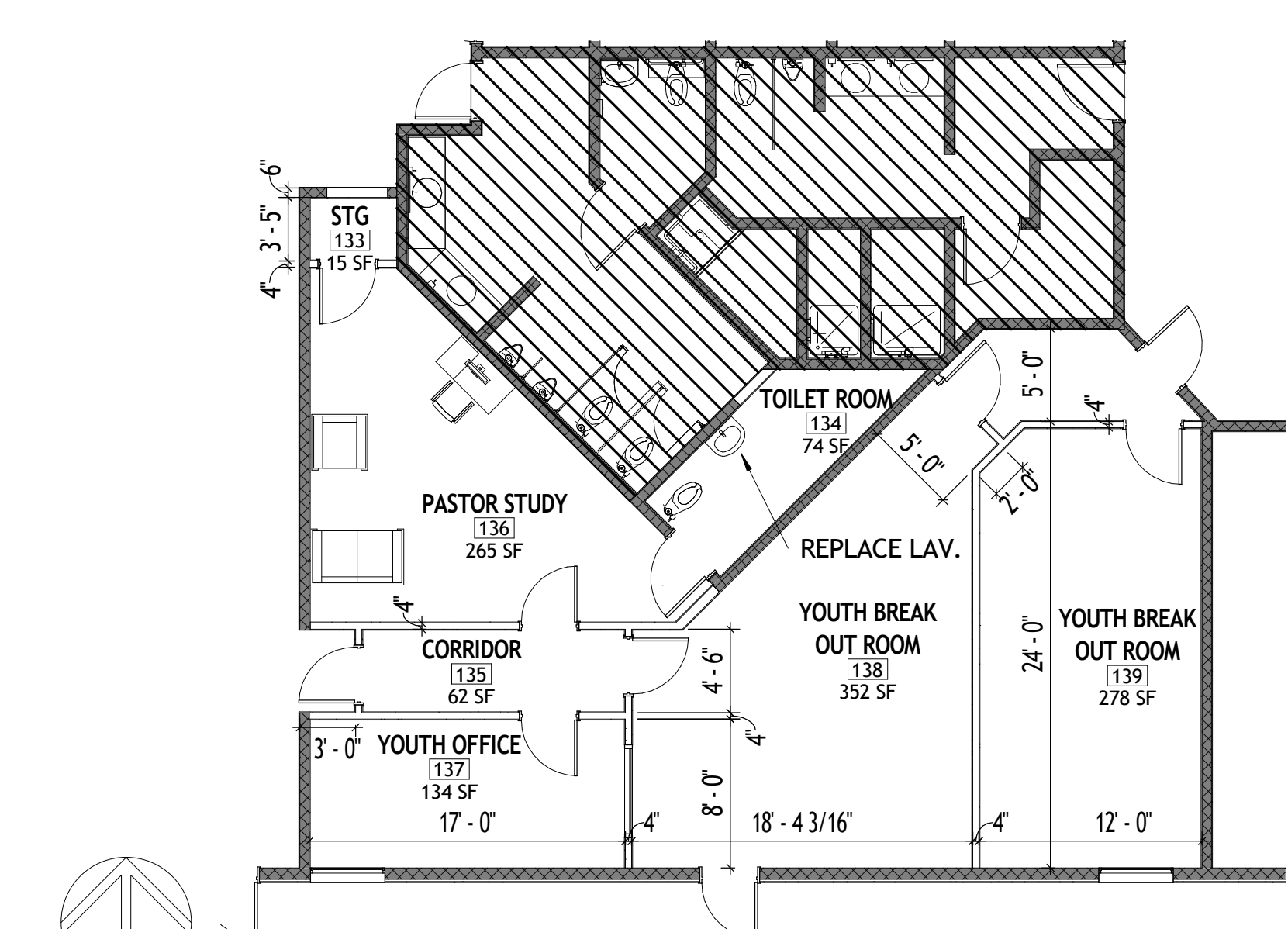
6 KEY PLAN
1" = 50'-0"



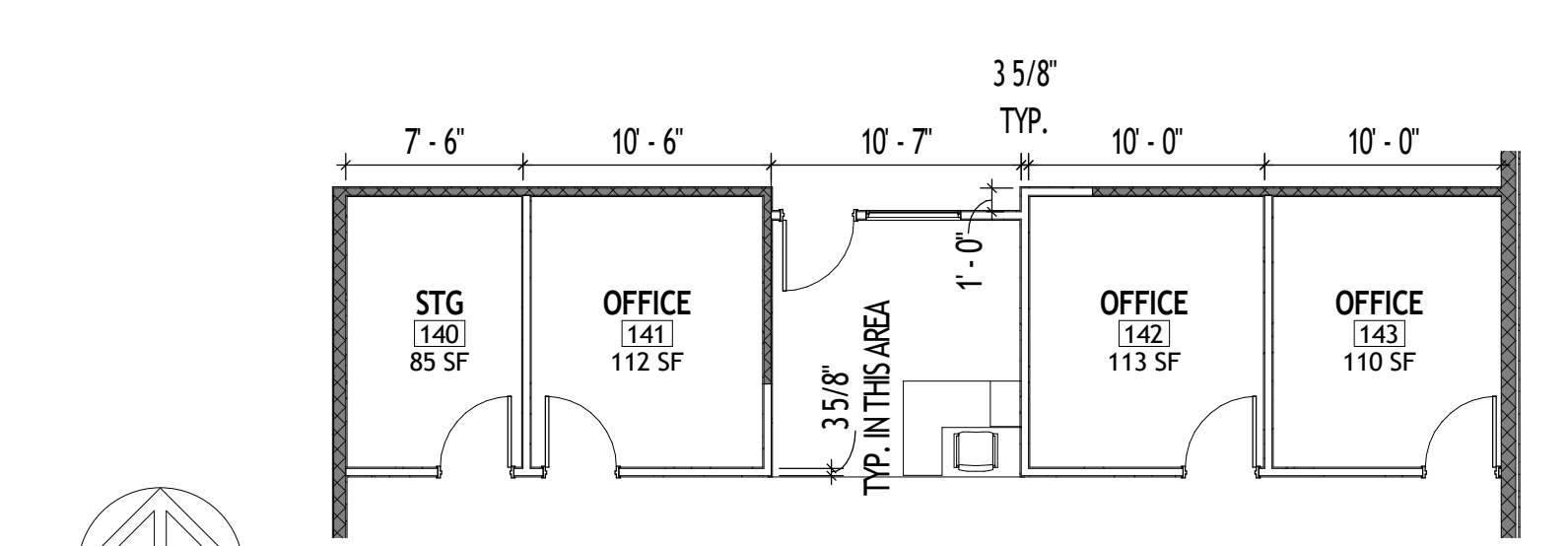
2 DIMENSIONED ADULT CLASSROOM - AREA B
1/8" = 1'-0"



3 DIMENSIONED COUNSELING AREA FLOOR PLAN - AREA C
1/8" = 1'-0"



4 DIMENSIONED YOUTH BREAK OUT AREA - AREA D
1/8" = 1'-0"



5 DIMENSIONED OFFICE AREA FLOOR PLAN - AREA E
1/8" = 1'-0"



Design - Build Contractor


230 West 5th Street
Panama City, FL 32401
(850) 215-5540

**LYNN HAVEN METHODIST CHURCH
INTERIOR RENOVATIONS - PHASE 1**

3203 MINNESOTA AVE., LYNN HAVEN, FL 32444

REVISION		
#	DESCRIPTION	DATE

John L. Bozarth
Architect of Record
AR 6581
P.O. Box 27178
Panama City, FL 32411
(850) 814-3394
bozarjl@gmail.com



Drawn By:
A. Reeves

DIMENSIONED FLOOR PLAN

A101

4/1/2025 11:49:27 AM

No Part Of These Documents May Be Reproduced, Stored In a Retrieval System, OR Transmitted In Any Form Or By Any Means, Electronic, Mechanical, Photocopying, Recording, Or Otherwise, Without The Prior Written Permission Of: ReliantSouth Construction Group.




Design - Build Contractor

230 West 5th Street
Panama City, FL 32401
(850) 215-5540

**LYNN HAVEN METHODIST
CHURCH INTERIOR RENOVATIONS
- PHASE 1**
3203 MINNESOTA AVE. LYNN HAVEN, FL 32444

REVISION		
#	DESCRIPTION	DATE

John L. Bozarth
Architect of Record
FL. AR 0006581
2017 Discovery Loop
Panama City, FL 32405
(850) 814-3394
bozarjl@gmail.com



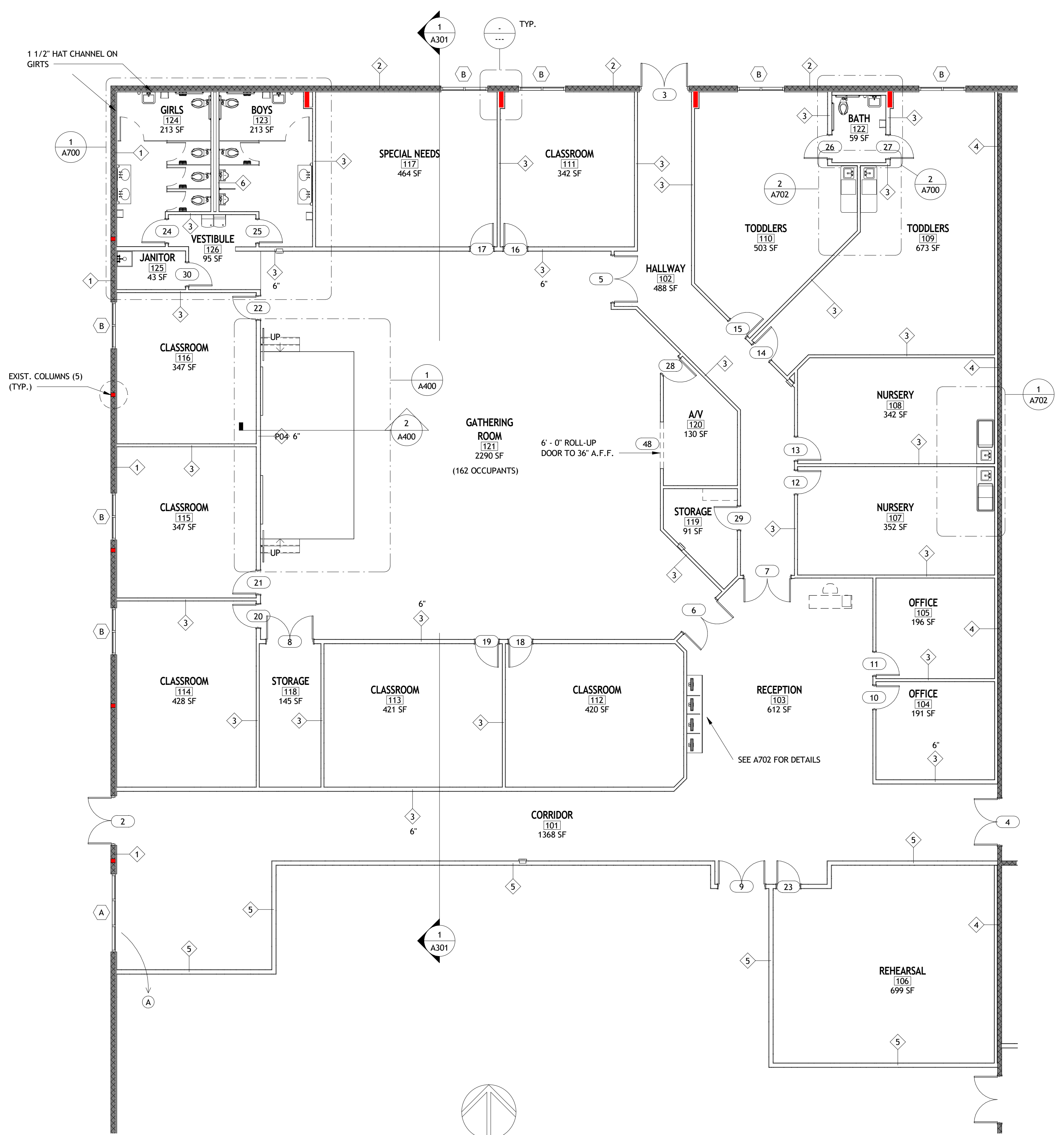
Drawn By:
A. Reeves

ANNOTATED FLOOR PLAN

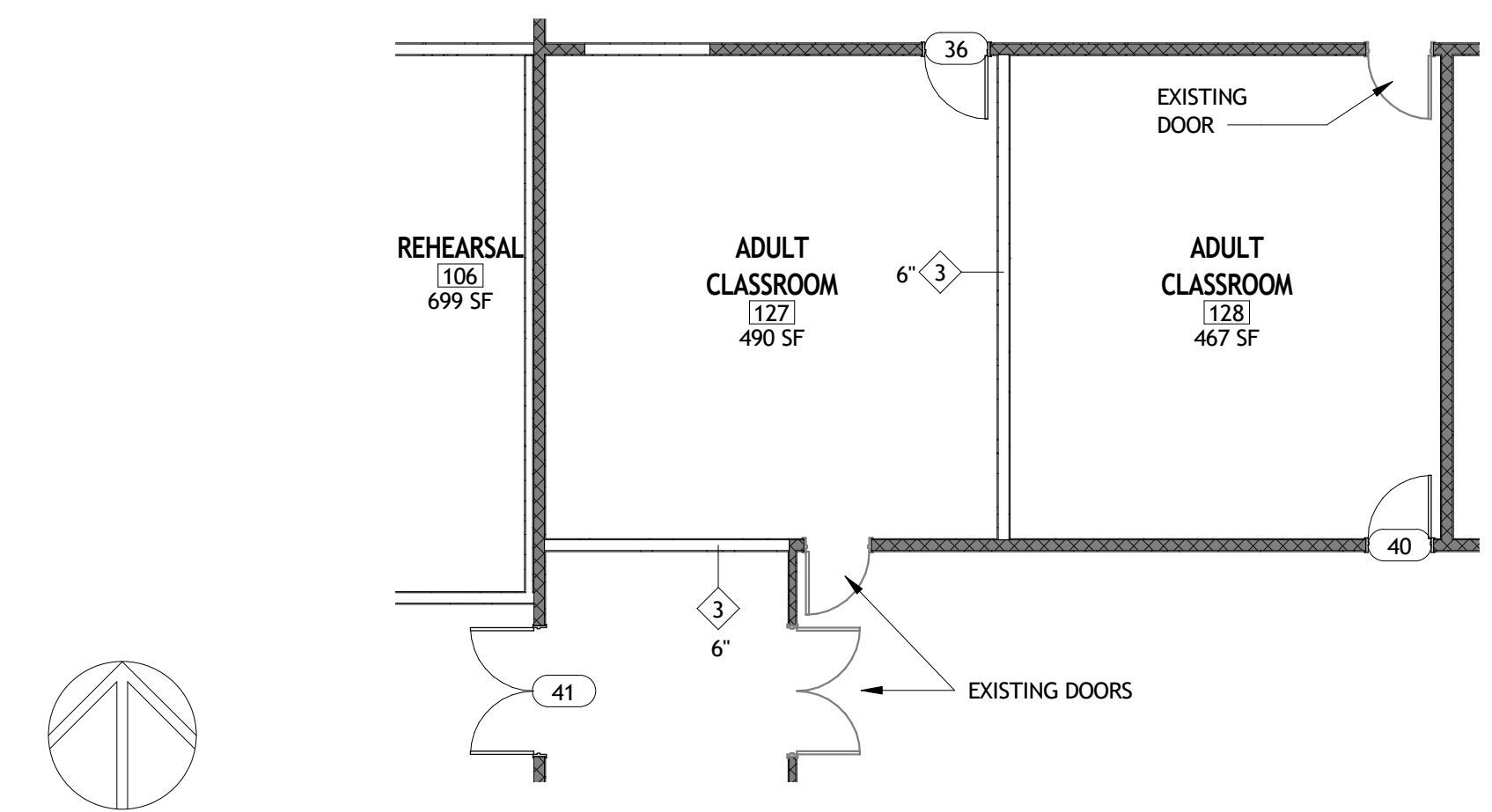
A102

4/1/2025 11:49:28 AM

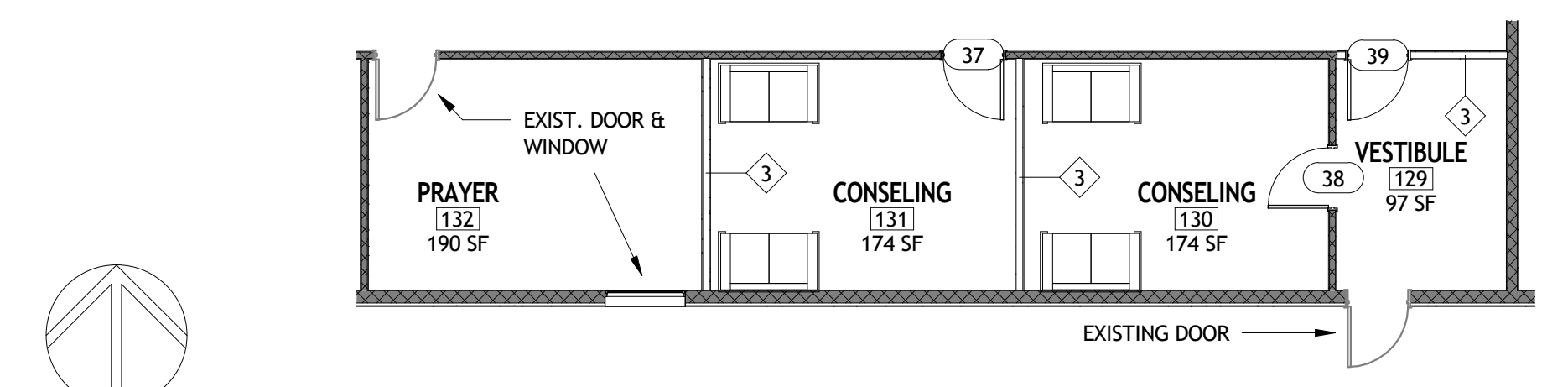
No Part Of These Documents May Be Reproduced, Stored In a Retrieval System, Or Transmitted In Any Form Or By Any Means, Electronic, Mechanical, Photocopying, Recording, Or Otherwise, Without The Prior Written Permission Of: ReliantSouth Construction Group.



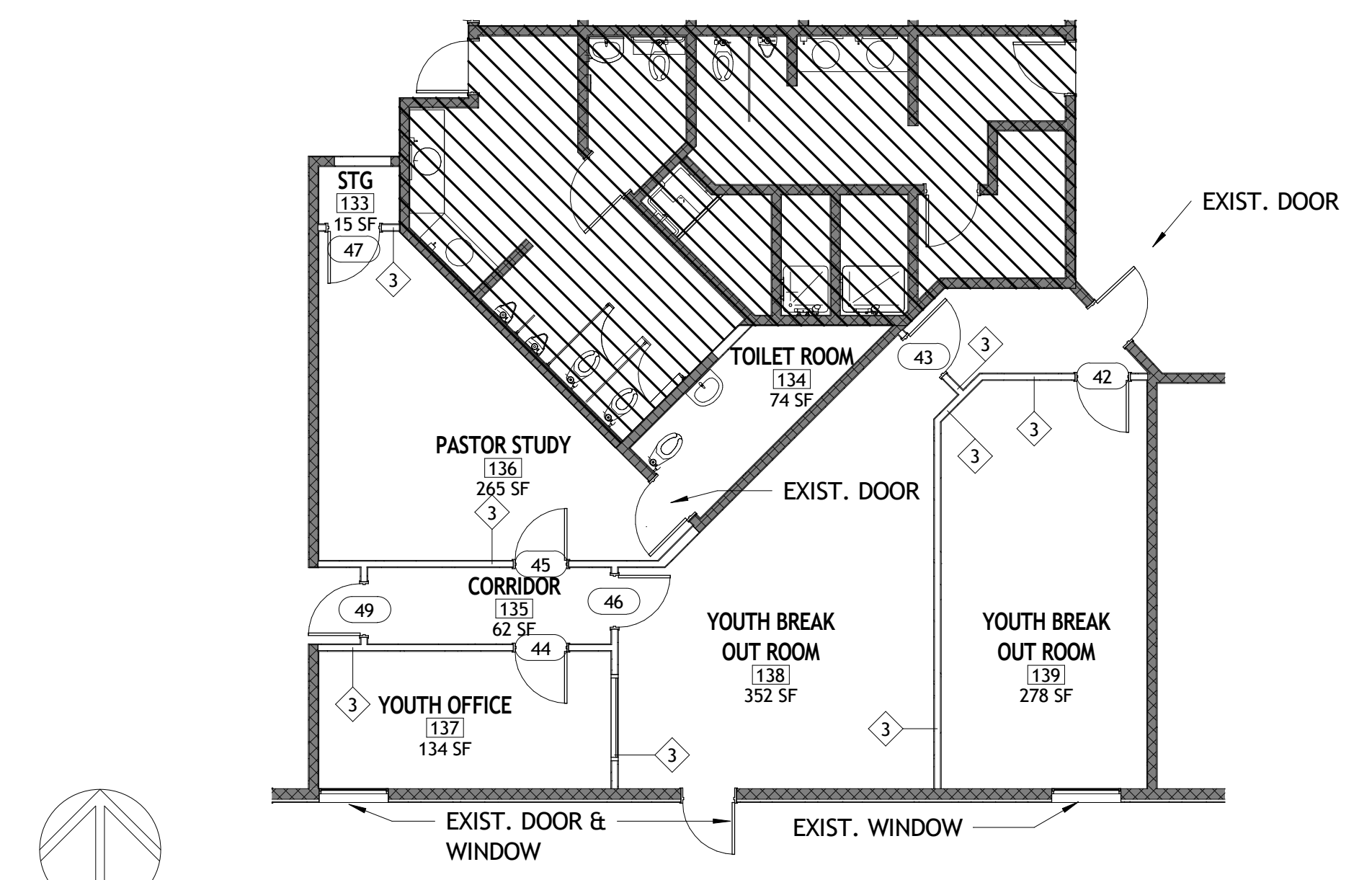
1 ANNOTATED FLOOR PLAN
A102 1/8" = 1'-0"



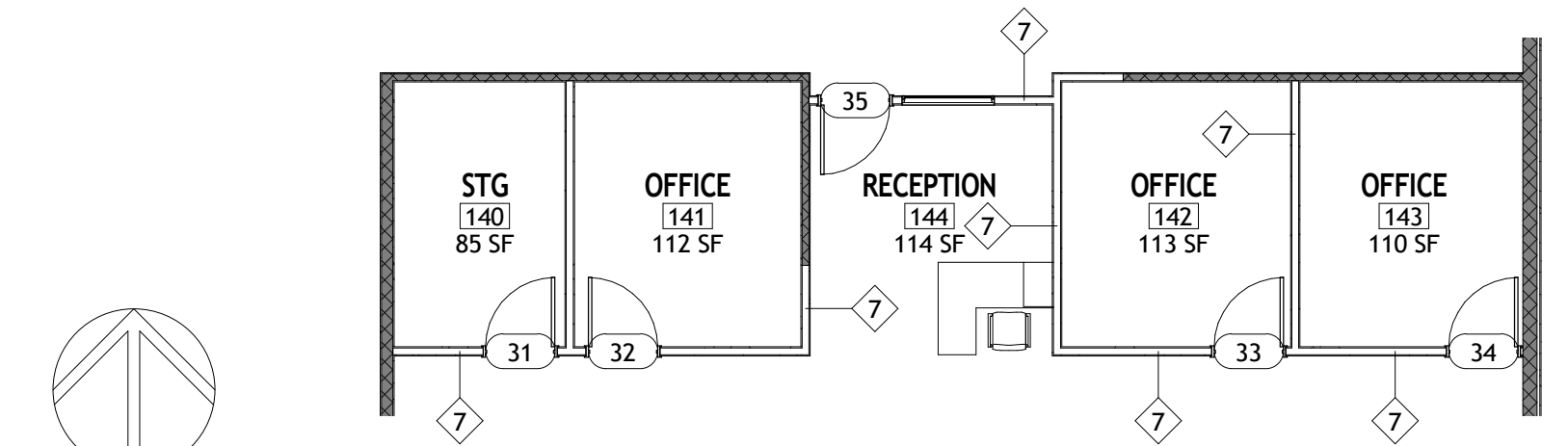
2 ANNOTATED ADULT CLASSROOM - AREA B
A102 1/8" = 1'-0"



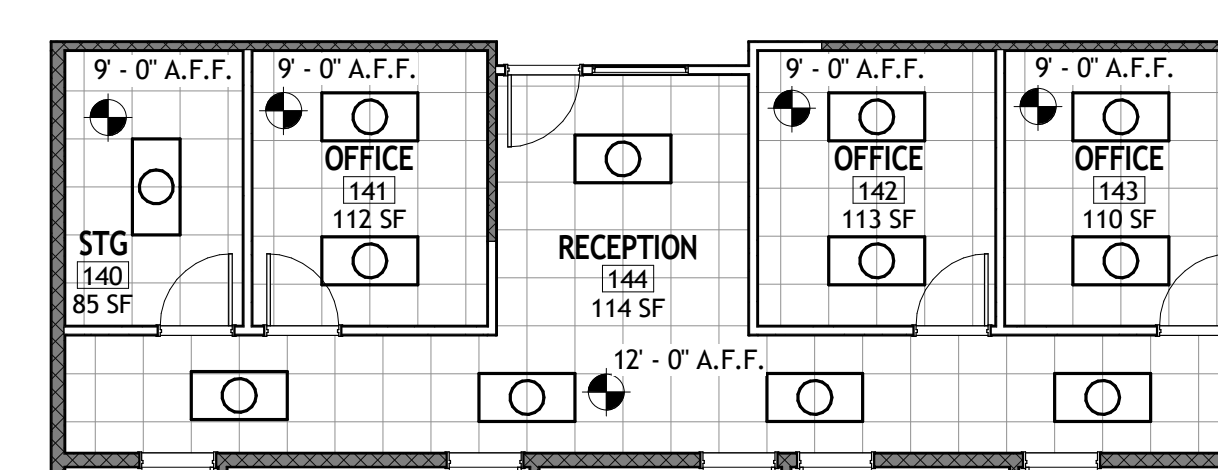
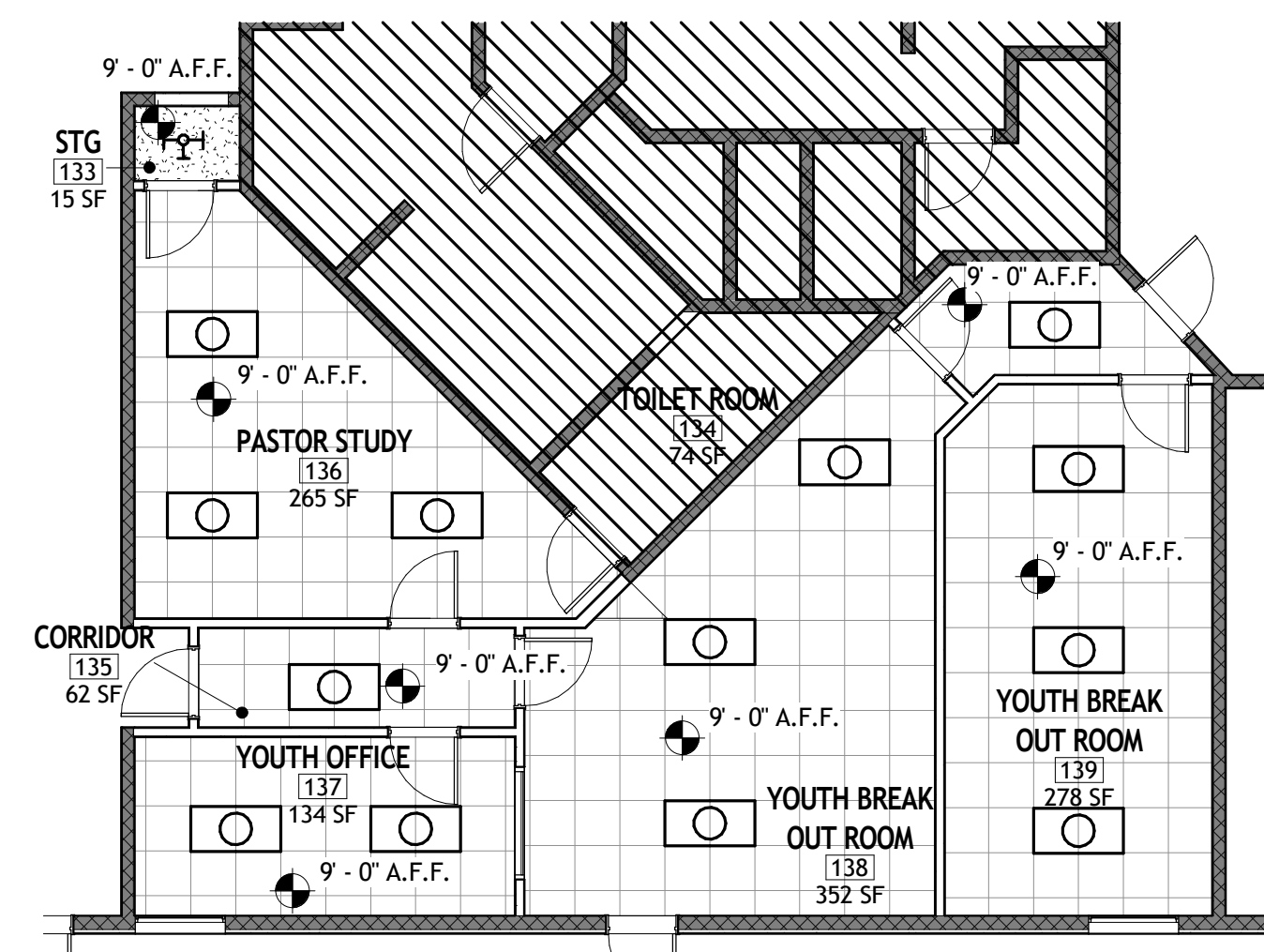
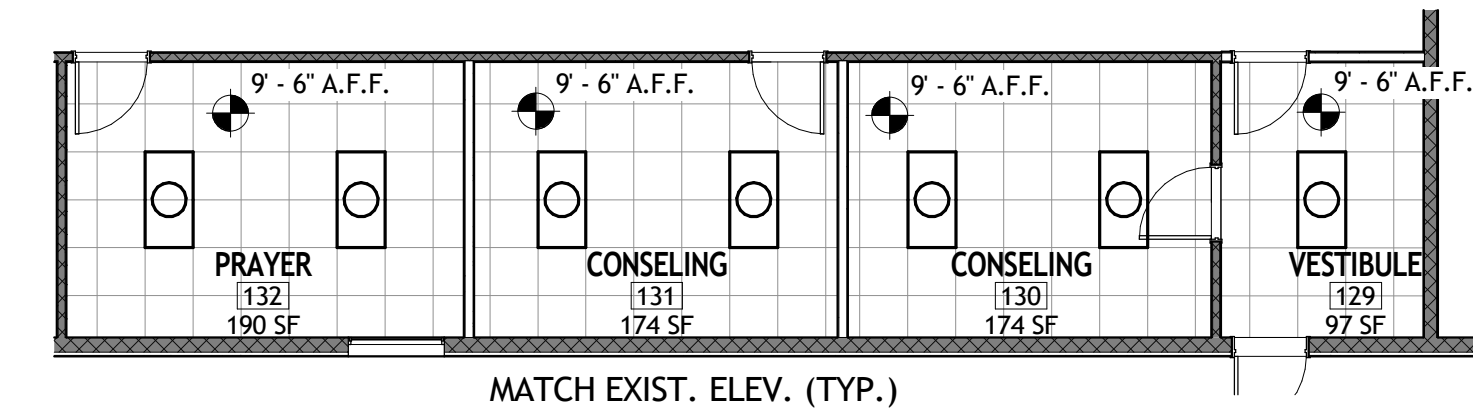
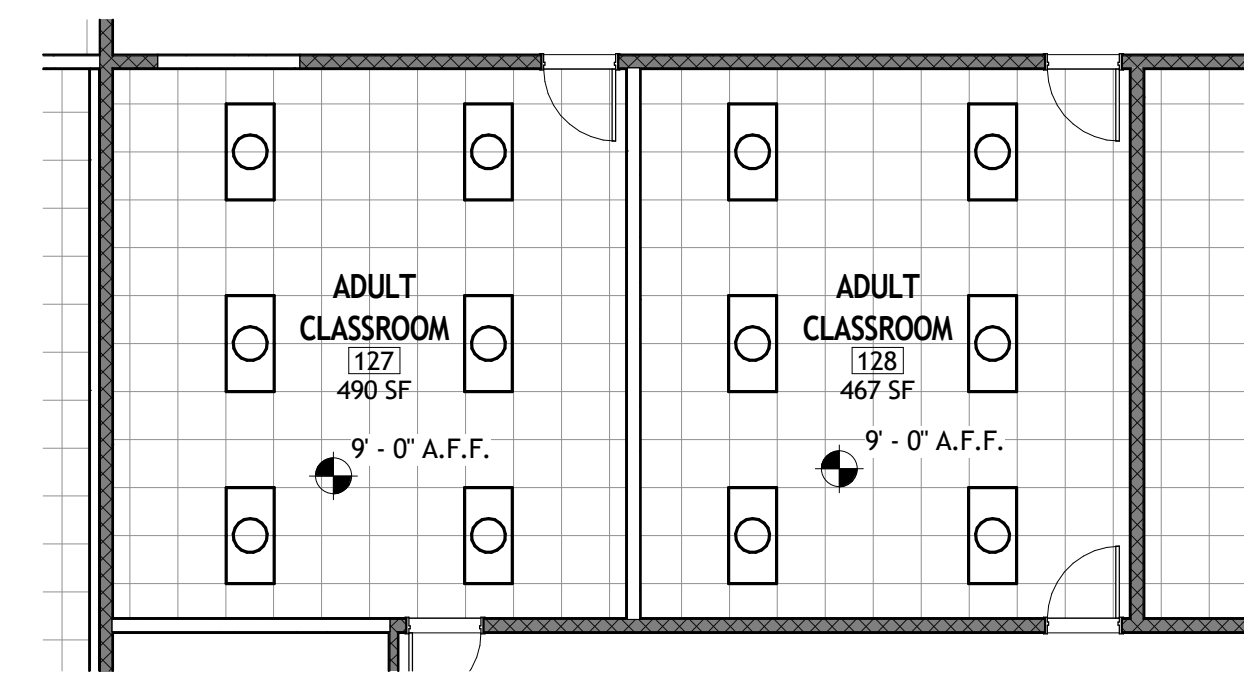
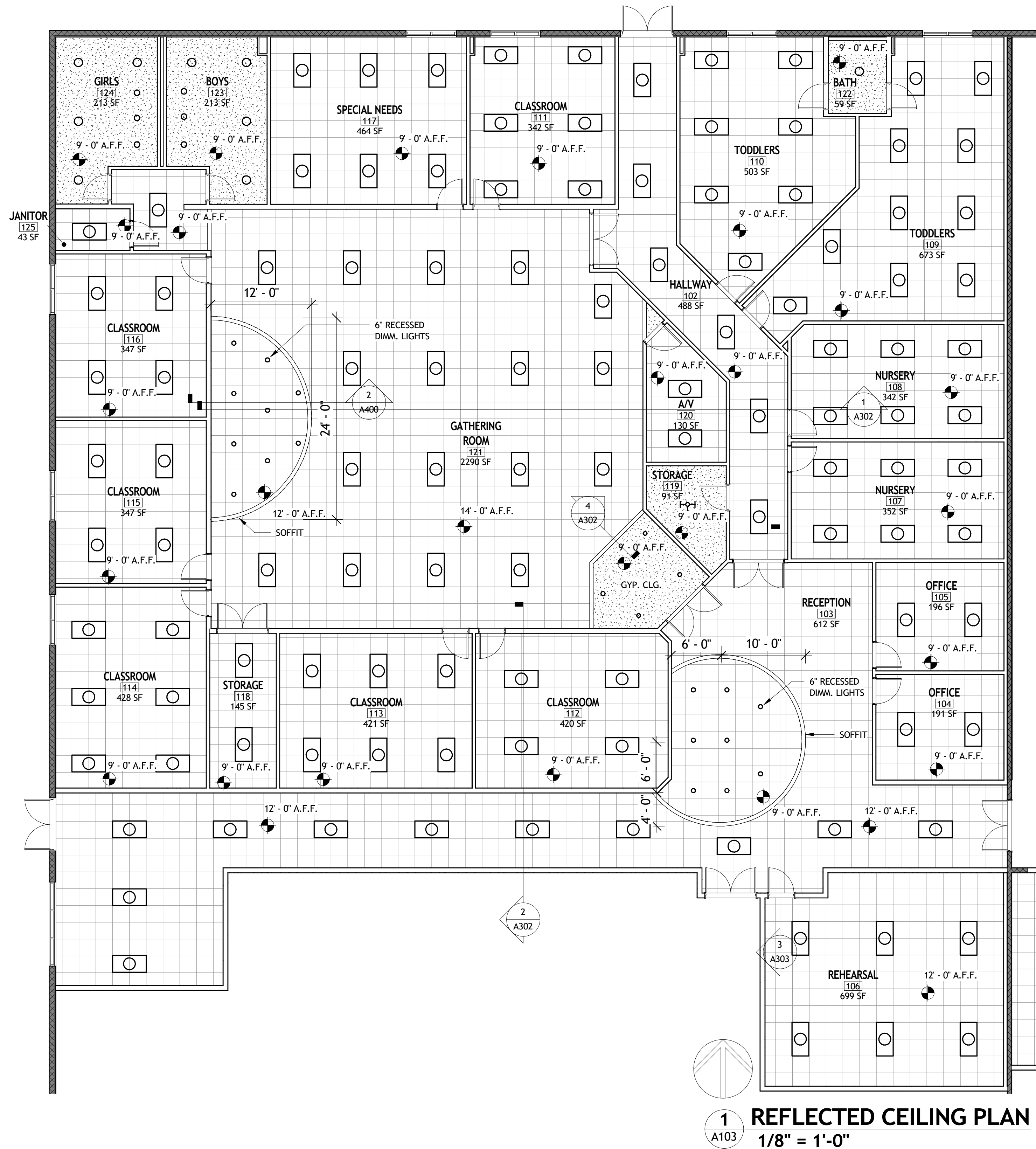
3 ANNOTATED COUNSELING AREA FLOOR PLAN - AREA C
A102 1/8" = 1'-0"



4 ANNOTATED YOUTH BREAK OUT AREA - AREA D
A102 1/8" = 1'-0"



5 ANNOTATED OFFICE AREA FLOOR PLAN - AREA E
A102 1/8" = 1'-0"



Design - Build Contractor

230 West 5th Street
Panama City, FL 32401
(850) 215-5540


LYNN HAVEN METHODIST
CHURCH INTERIOR RENOVATIONS
- PHASE 1

3203 MINNESOTA AVE. LYNN HAVEN, FL 32444

REVISION

#	DESCRIPTION	DATE

John L. Bozarth
Architect of Record
FL. AR 0006581
2017 Discovery Loop
Panama City, FL 32405
(850) 814-3394
bozarjl@gmail.com



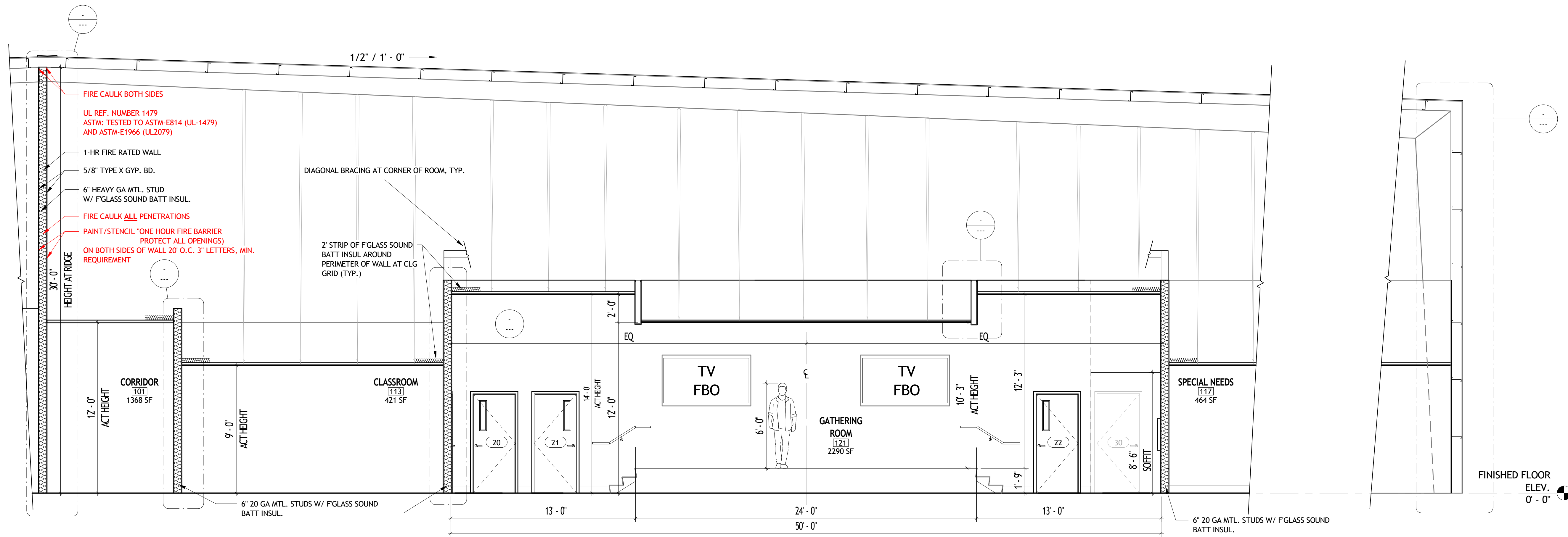
Drawn By:
A. Reeves

REFLECTED CEILING
PLAN

A103

4/1/2025 11:49:29 AM

No Part Of These Documents May Be Reproduced, Stored In a Retrieval System, OR Transmitted In Any Form Or By Any Means, Electronic, Mechanical, Photocopying, Recording, Or Otherwise, Without The Prior Written Permission Of: ReliantSouth Construction Group.



1 NORTH SOUTH BUILDING SECTION
 A301 1/4" = 1'-0"



Design - Build Contractor


230 West 5th Street
 Panama City, FL 32401
 (850) 215-5540

LYNN HAVEN METHODIST CHURCH
 INTERIOR RENOVATIONS - PHASE 1

3203 MINNESOTA AVE. LYNN HAVEN, FL 32444

REVISION		
#	DESCRIPTION	DATE

John L. Bozarth
 Architect of Record
 AR 6581
 P.O. Box 27178
 Panama City, FL 32411
 (850) 814-3394
 bozarjl@gmail.com



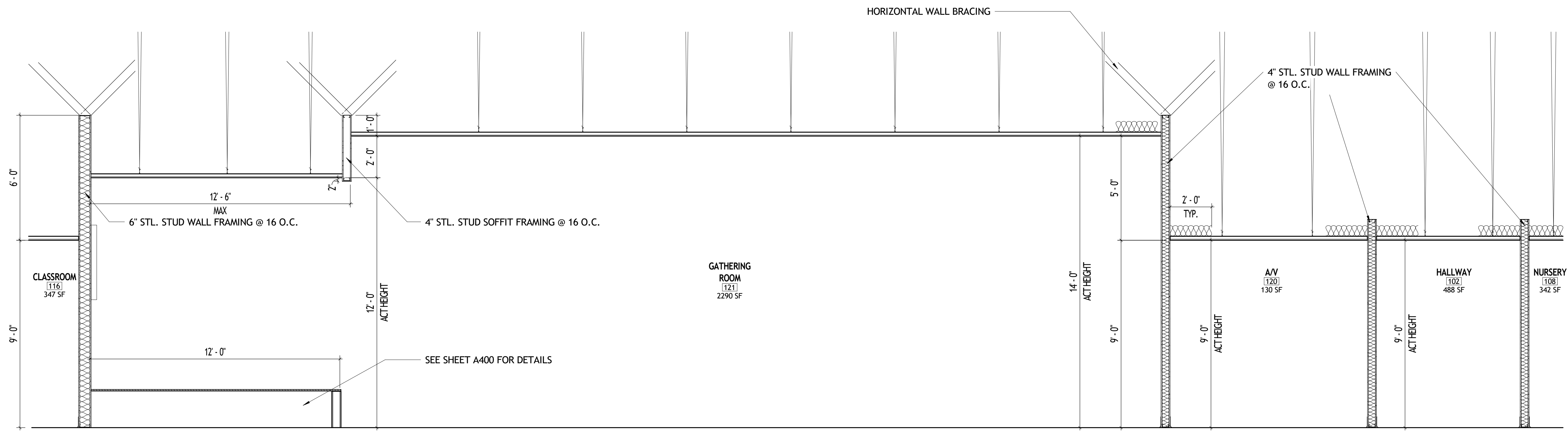
Drawn By:
 A. Reeves

BUILDING SECTION

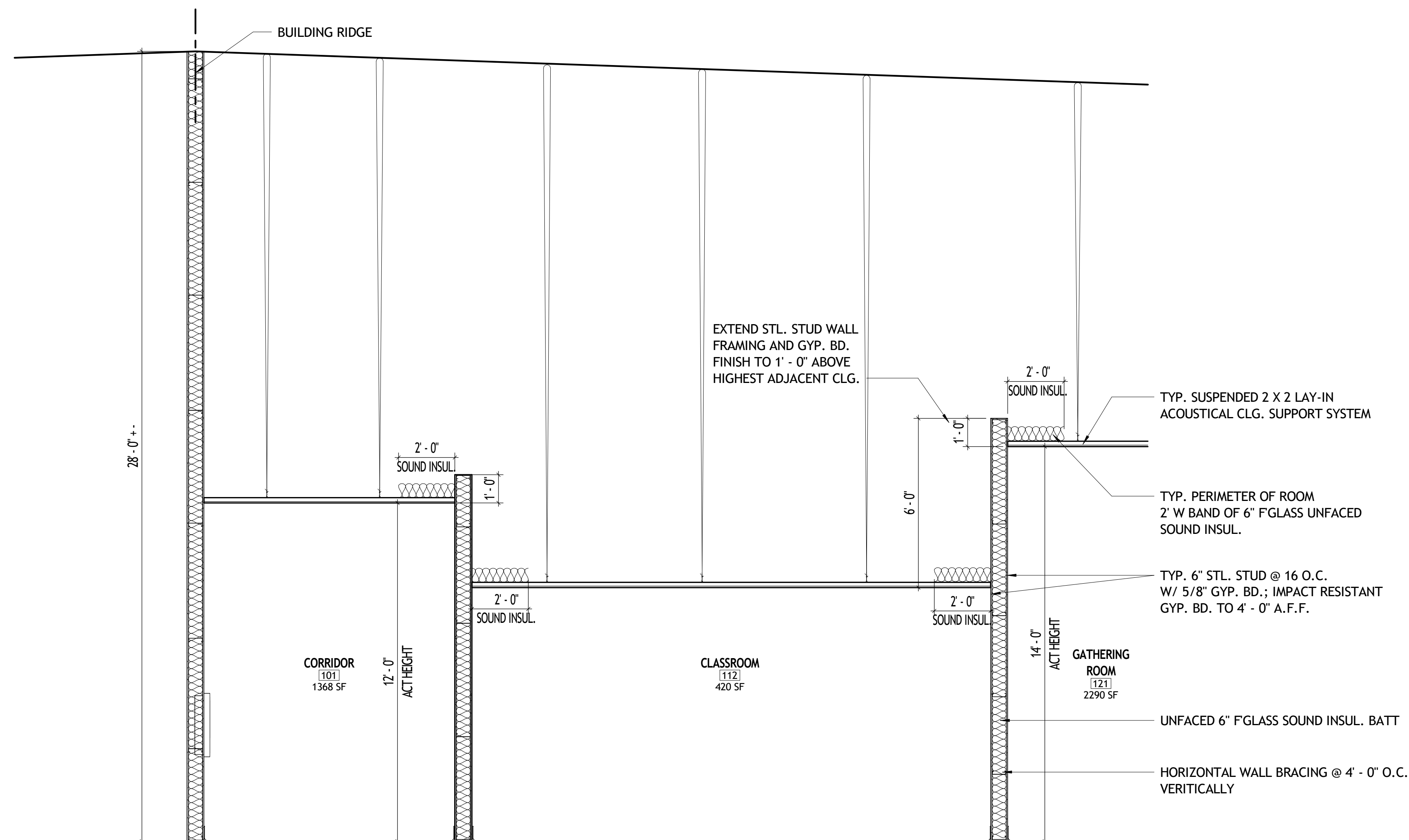
A301

4/1/2025 11:49:29 AM

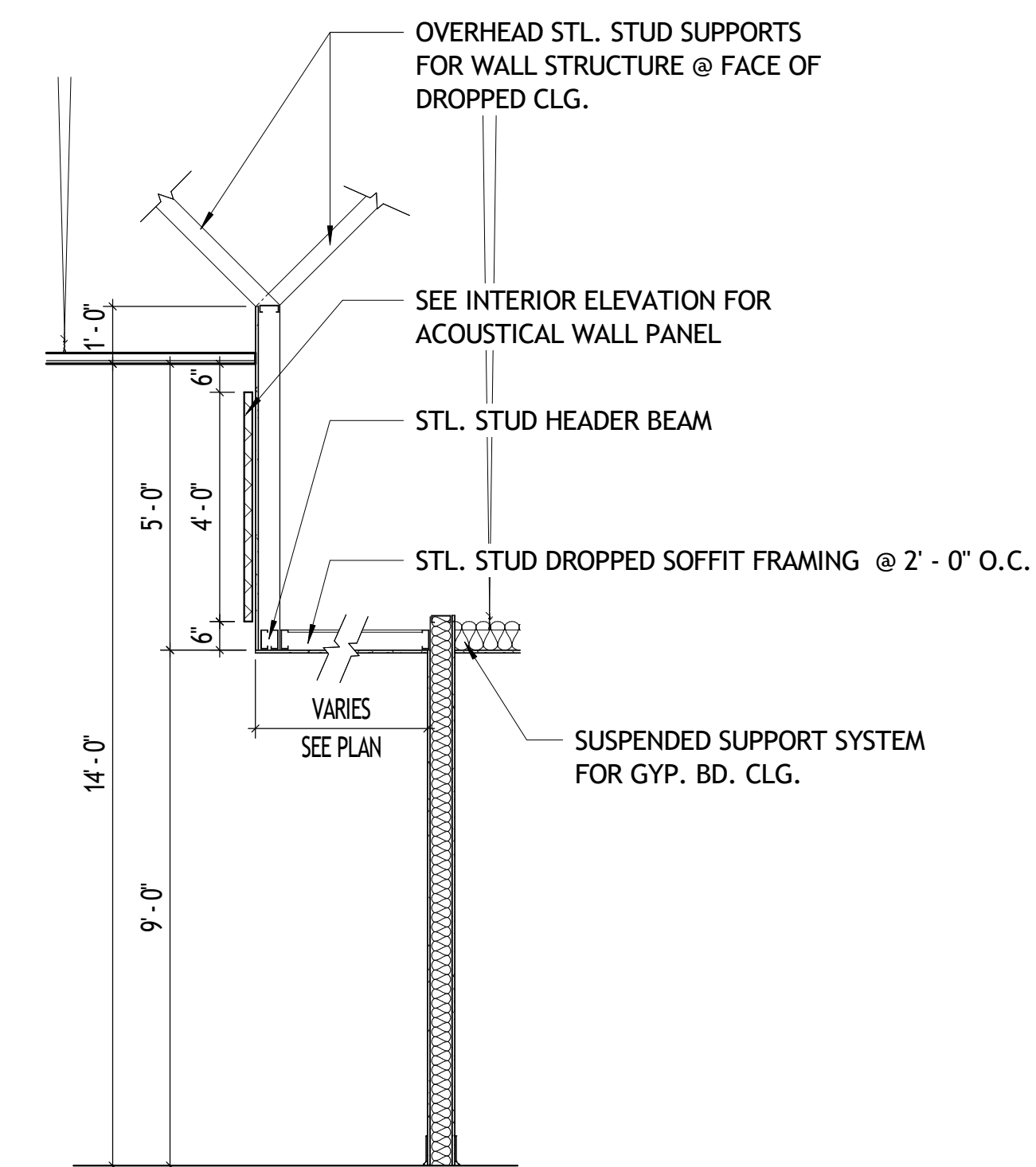
No Part Of These Documents May Be Reproduced, Stored In a Retrieval System, OR Transmitted In Any Form Or By Any Means, Electronic, Mechanical, Photocopying, Recording, Or Otherwise, Without The Prior Written Permission Of: ReliantSouth Construction Group.



1 EAST WEST SECTION THRU GATHERING RM.
 A302 3/8" = 1'-0"



2 NORTH-SOUTH SECTION THRU GATHERING RM.
 A302 3/8" = 1'-0"



4 SECTION AT DROPPED SOFFIT AT GATHERING RM.
 A302 3/8" = 1'-0"



Design - Build Contractor


230 West 5th Street
 Panama City, FL 32401
 (850) 215-5540

**LYNN HAVEN METHODIST
 CHURCH INTERIOR RENOVATIONS
 - PHASE 1**

3203 MINNESOTA AVE. LYNN HAVEN, FL 32444

REVISION		
#	DESCRIPTION	DATE

John L. Bozarth
 Architect of Record
 FL. AR 0006581
 2017 Discovery Loop
 Panama City, FL 32405
 (850) 814-3394
 bozarjl@gmail.com



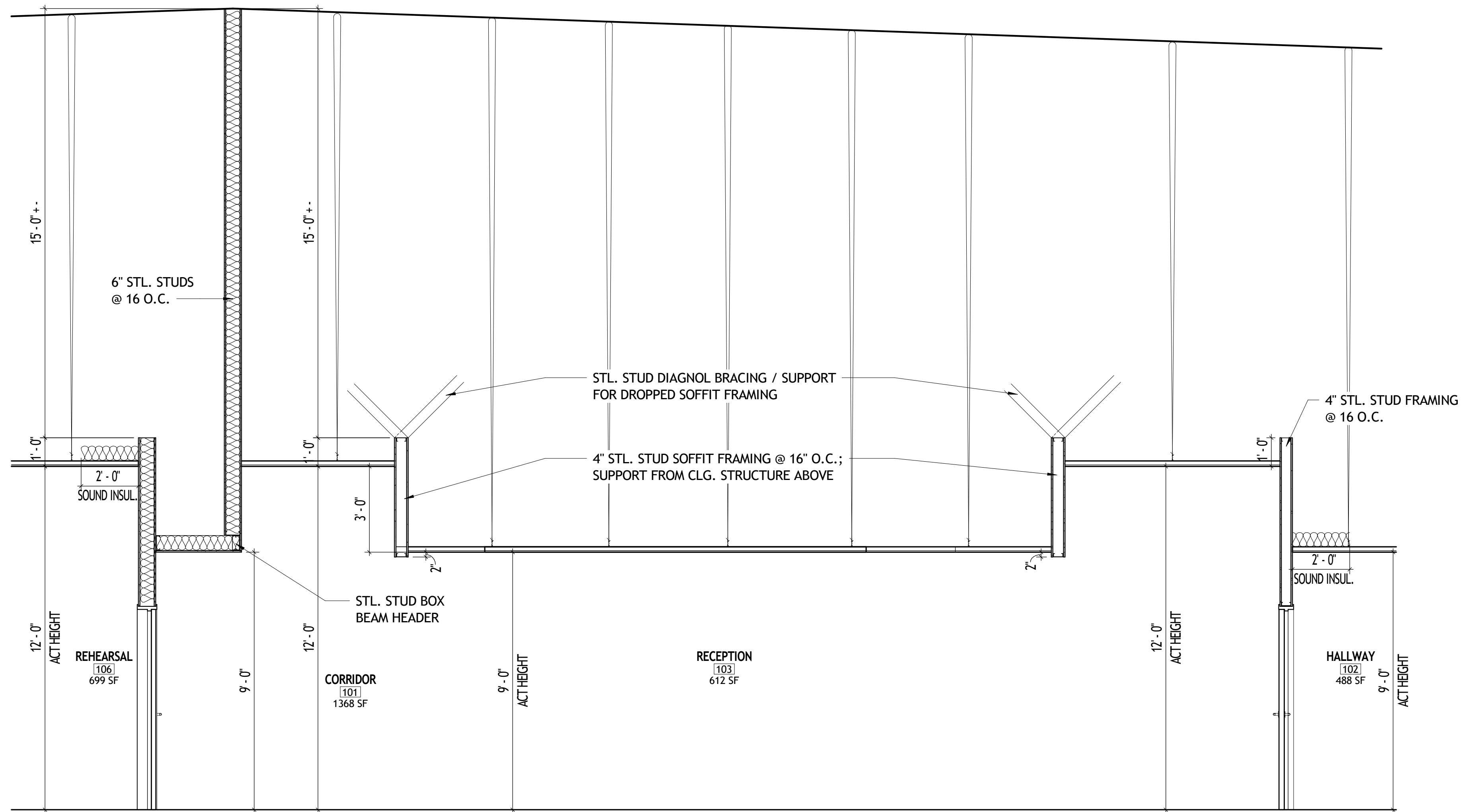
Drawn By:
 A. Reeves

BUILDING SECTIONS

A302

4/1/2025 11:49:29 AM

No Part Of These Documents May Be Reproduced, Stored In a Retrieval System, OR Transmitted In Any Form Or By Any Means, Electronic, Mechanical, Photocopying, Recording, Or Otherwise, Without The Prior Written Permission Of: ReliantSouth Construction Group.



3 NORTH-SOUTH SECTION THRU RECEPTION 104
A303 3/8" = 1'-0"




Design - Build Contractor

230 West 5th Street
 Panama City, FL 32401
 (850) 215-5540

**LYNN HAVEN METHODIST
 CHURCH INTERIOR RENOVATIONS
 - PHASE 1**
 3203 MINNESOTA AVE. LYNN HAVEN, FL 32444

REVISION		
#	DESCRIPTION	DATE

John L. Bozarth
 Architect of Record
 FL. AR 0006581
 2017 Discovery Loop
 Panama City, FL 32405
 (850) 814-3394
 bozarjl@gmail.com



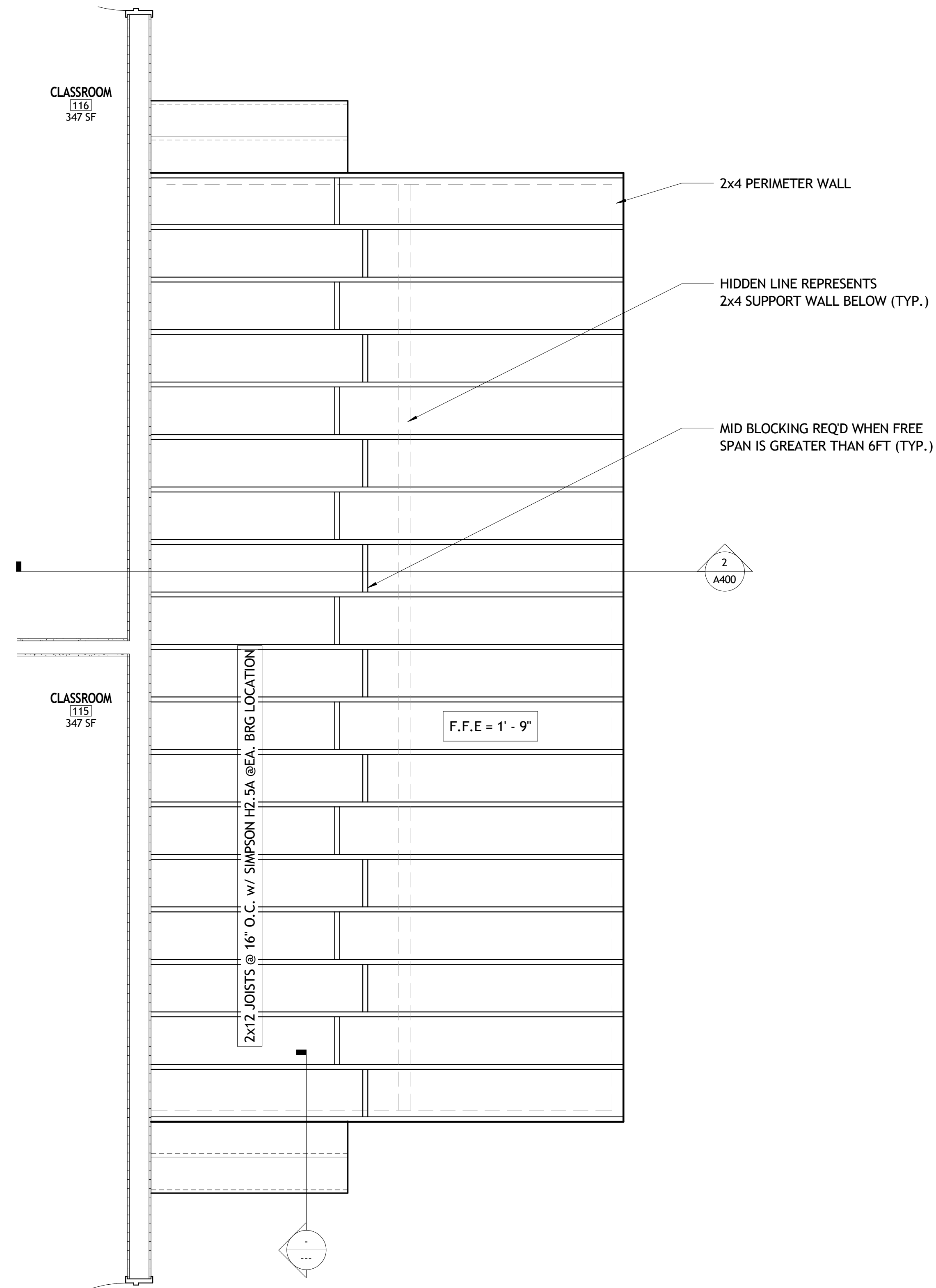
Drawn By:
 A. Reeves

BUILDING SECTIONS

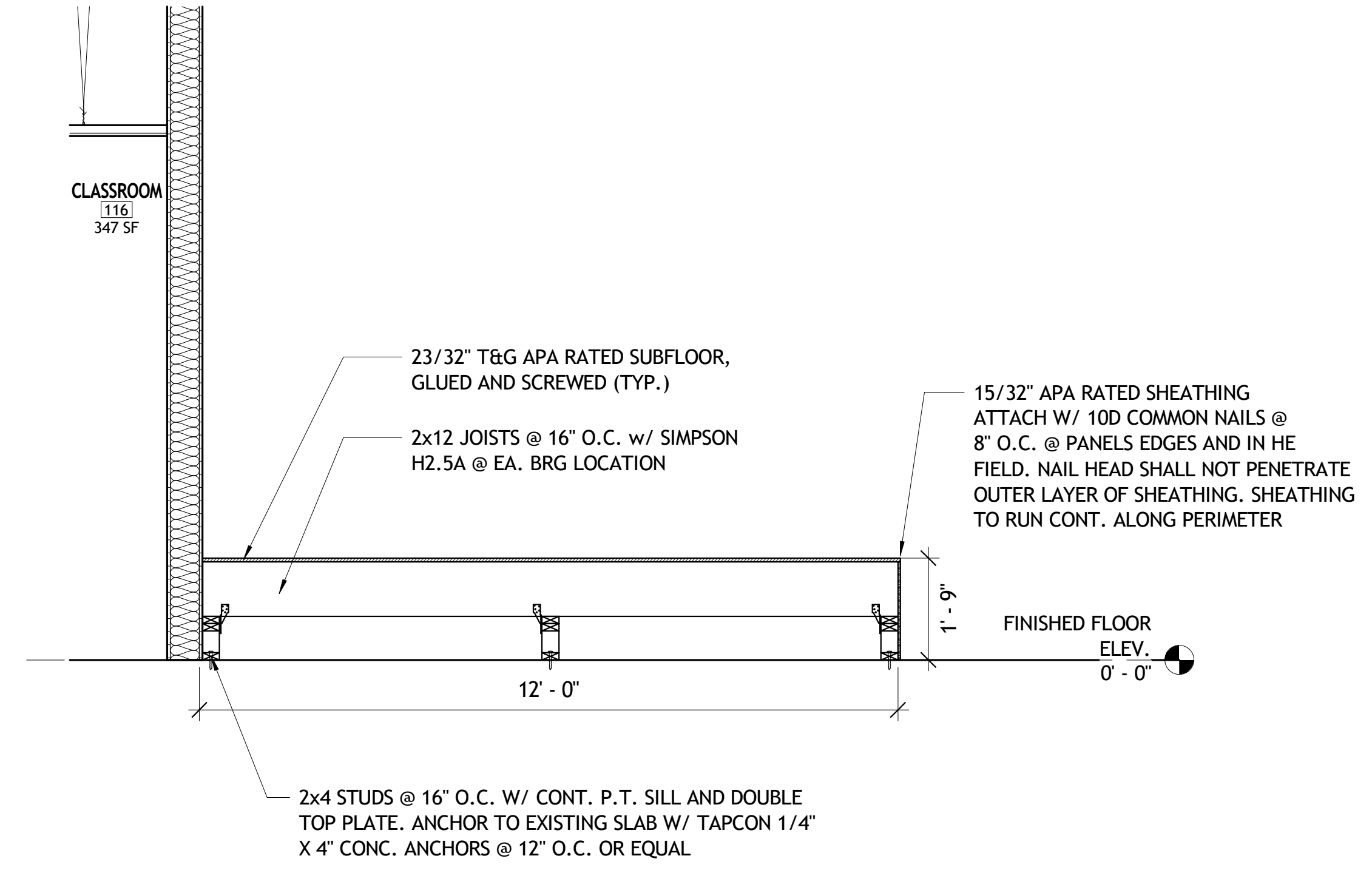
A303

4/1/2025 11:49:29 AM


No Part Of These Documents May Be Reproduced, Stored In a Retrieval System, OR Transmitted In Any Form Or By Any Means, Electronic, Mechanical, Photocopying, Recording, Or Otherwise, Without The Prior Written Permission Of: ReliantSouth Construction Group.



1 STAGE FRAMING PLAN
 A400 1/2" = 1'-0"



2 FRAMING SECTION AT STAGE
 A400 1/2" = 1'-0"




Design - Build Contractor

230 West 5th Street
 Panama City, FL 32401
 (850) 215-5540

**LYNN HAVEN METHODIST
 CHURCH INTERIOR RENOVATIONS
 - PHASE 1**
 3203 MINNESOTA AVE. LYNN HAVEN, FL 32444

REVISION		
#	DESCRIPTION	DATE

John L. Bozarth
 Architect of Record
 FL. AR 0006581
 2017 Discovery Loop
 Panama City, FL 32405
 (850) 814-3394
 bozarjl@gmail.com



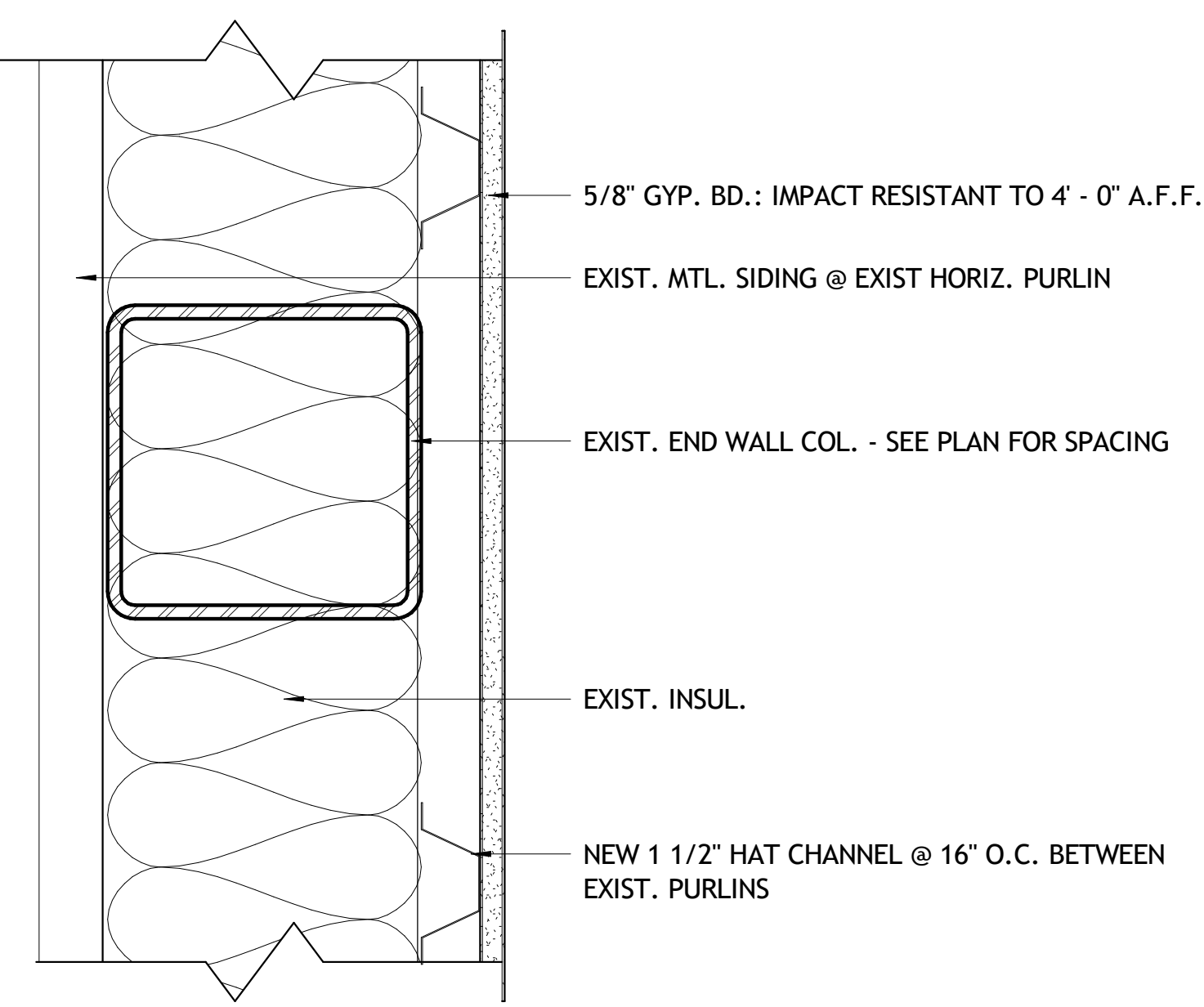
Drawn By:
 A. Reeves

**STAGE AND STEP
 DETAILS**

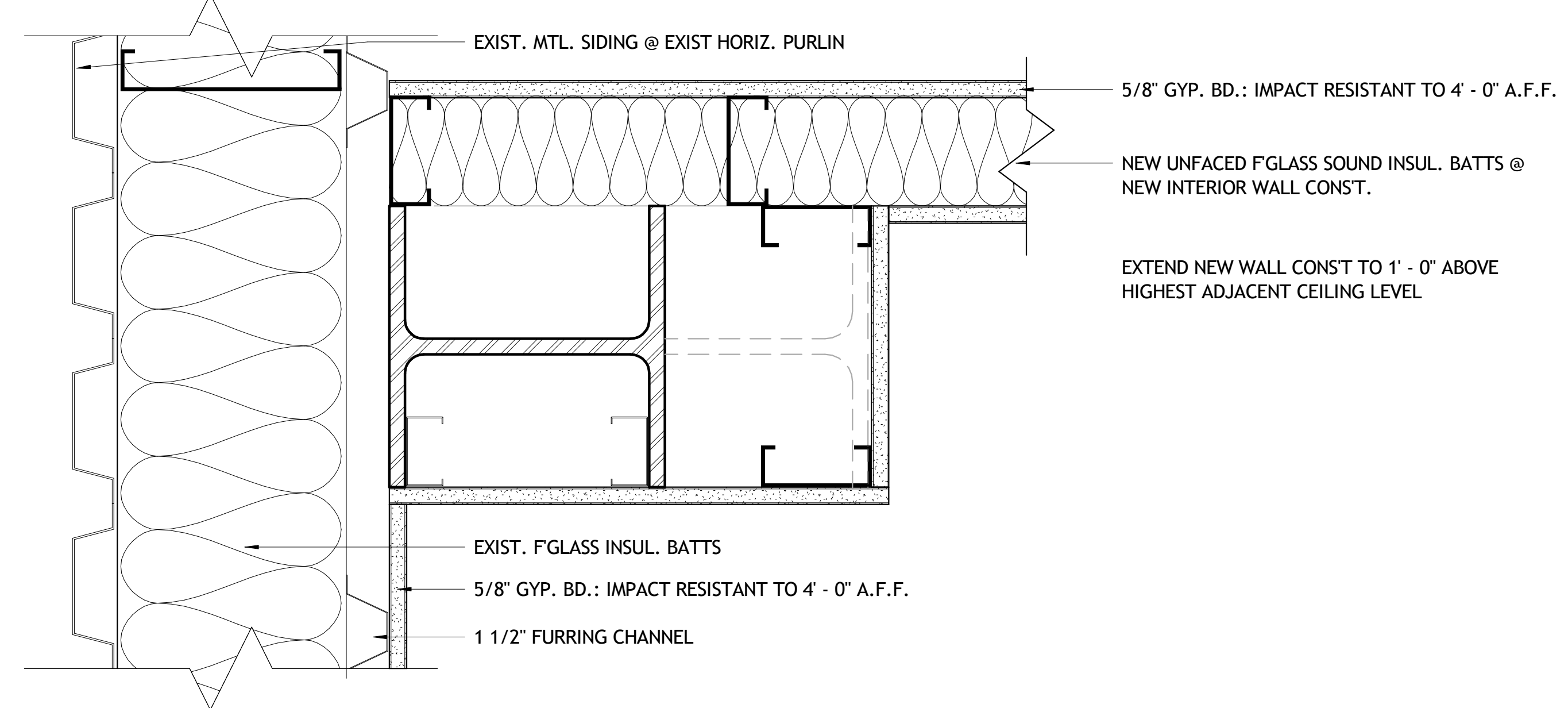
A400

4/1/2025 11:49:29 AM

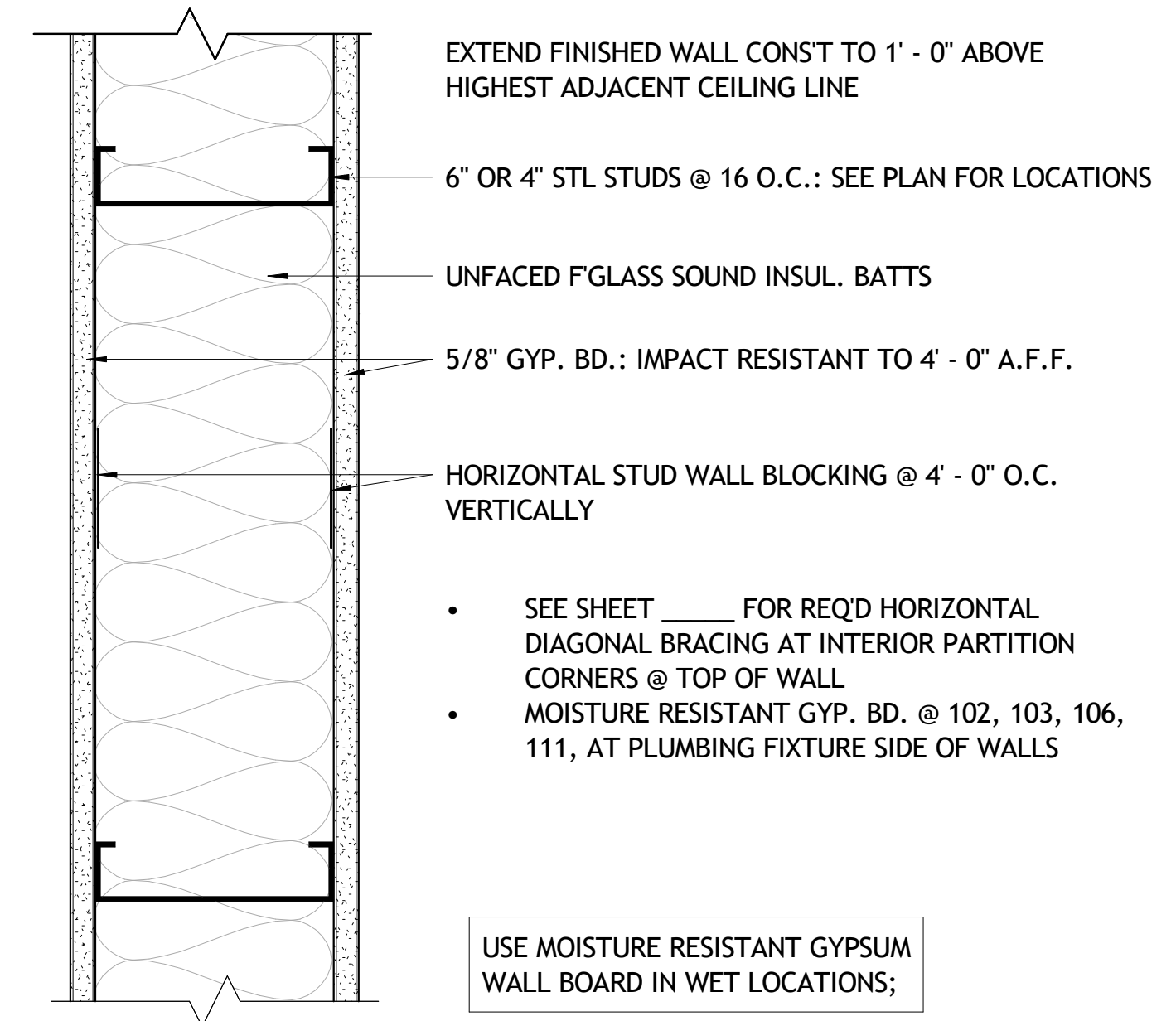
No Part Of These Documents May Be Reproduced, Stored In a Retrieval System, OR Transmitted In Any Form Or By Any Means, Electronic, Mechanical, Photocopying, Recording, Or Otherwise, Without The Prior Written Permission Of: ReliantSouth Construction Group.



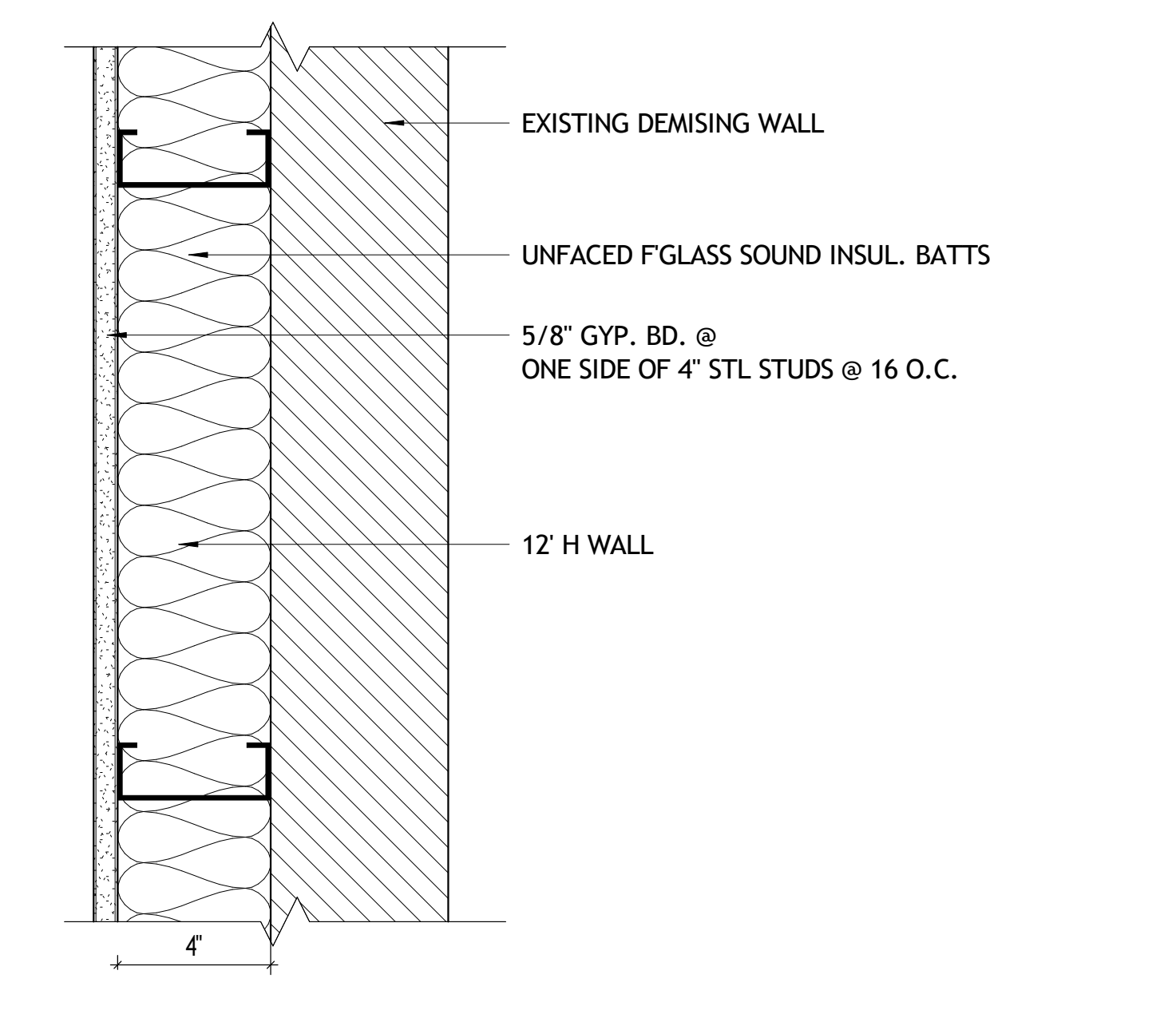
1 TYPE 1 - WEST END WALL
3" = 1'-0"



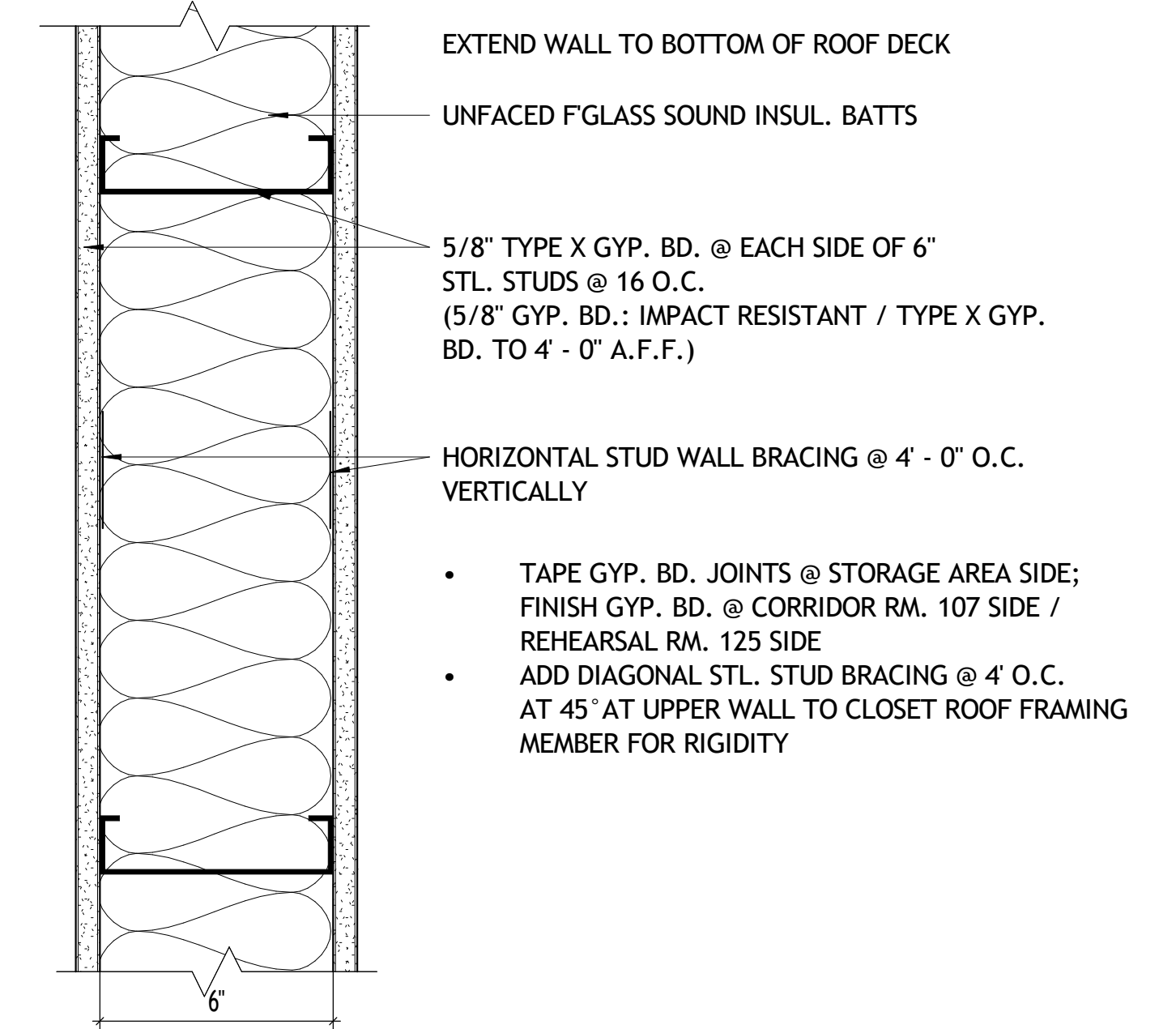
2 TYPE 2 - NORTH END WALL
3" = 1'-0"



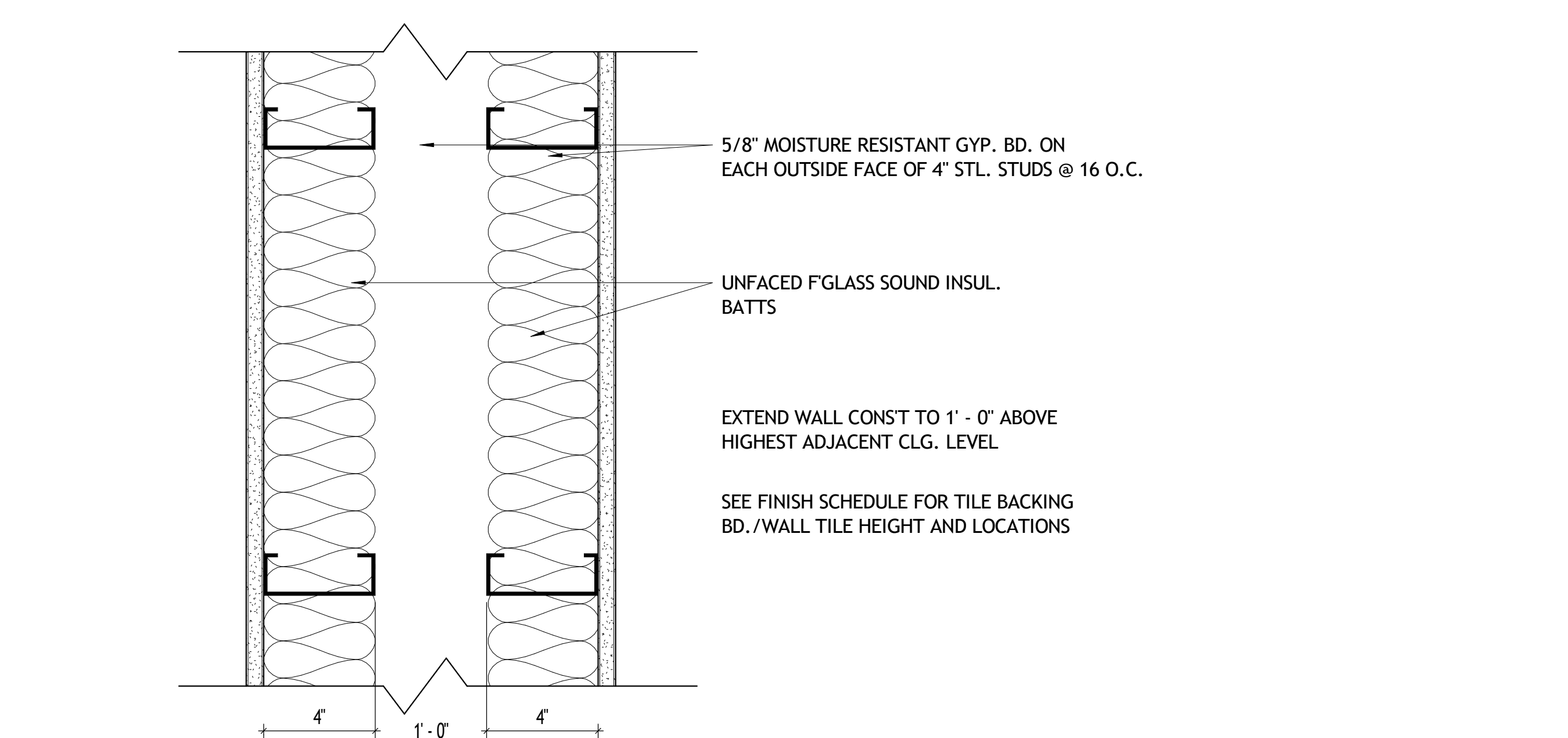
3 TYPE 3 - TYP. INT. PARTITION WALL
3" = 1'-0"



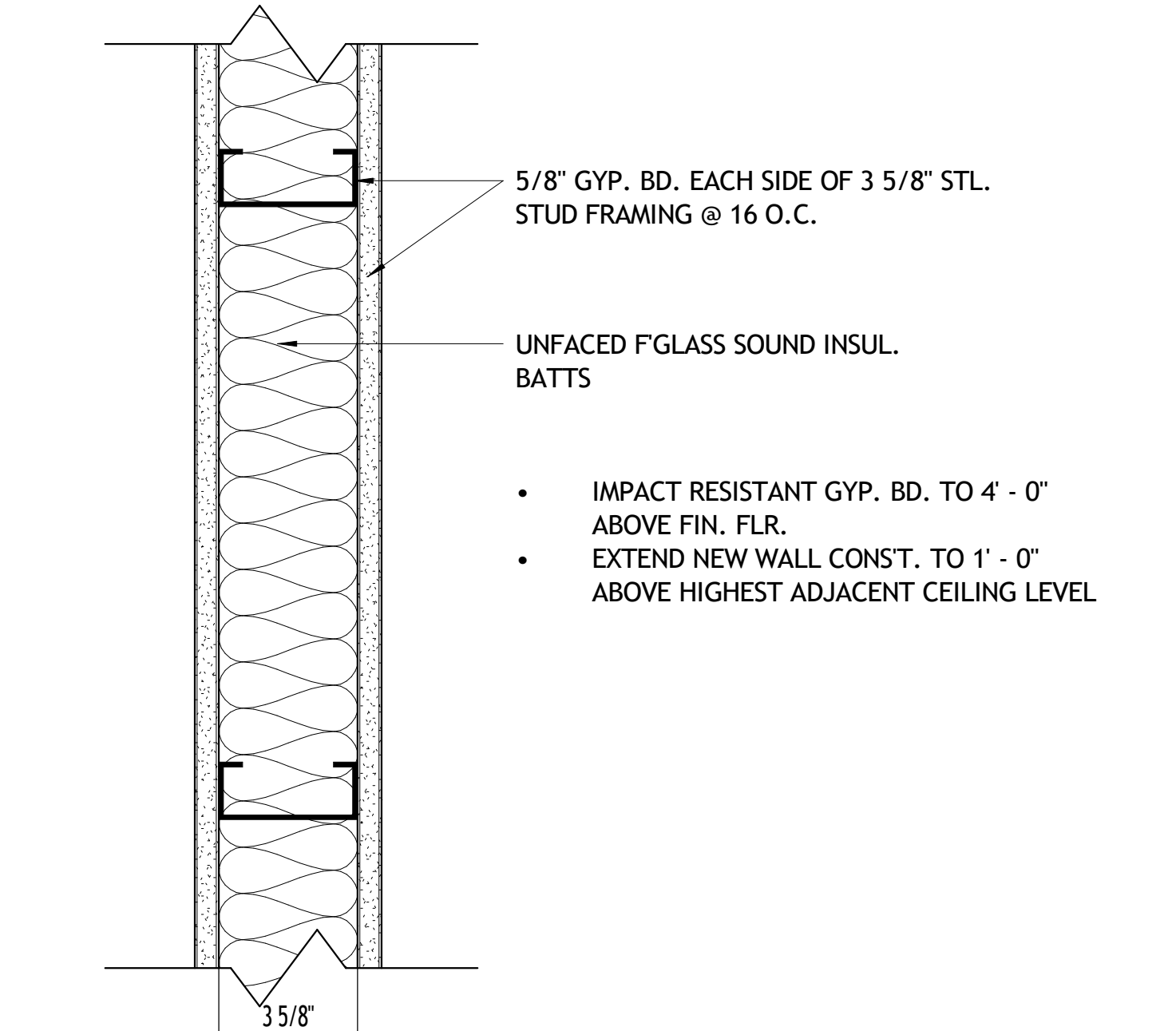
4 TYPE 4 - INTERIOR EAST SEPARATION WALL
3" = 1'-0"



5 TYPE 5 - 1 HOUR SMOKE STOP WALL
3" = 1'-0"



6 TYPE 6 - PLUMBING WALL
3" = 1'-0"



7 TYPE 7 - RENOVATION AREAS B-E NEW PARTITIONS
3" = 1'-0"

WALL TYPE GENERAL NOTES

- ALL INTERIOR PARTITIONS SHALL FOLLOW FBC SECTION 1607.14
- PROVIDE RESILIENT SEALANT AT ALL SOUND WALL ASSEMBLIES.
- PROVIDE WATER RESISTANT GYPSUM WALLBOARD INSIDE FACES OF JANITOR CLOSETS, TOILETS AND RESTROOMS.
- PROVIDE TILE BACKBOARD WHERE TILE INSTALLED ON WALLS (IF REQUIRED).

GENERAL NOTES FOR FIRE RATED WALLS AND SMOKE PARTITIONS

- PENETRATIONS FOR CABLES, CONDUITS, PIPES AND MECHANICAL DUCTS SHALL BE PROTECTED BY A SYSTEM OF MATERIAL THAT IS CAPABLE OF LIMITING THE TRANSFER OF SMOKE.

MARKING AND IDENTIFICATION FOR FIRE WALLS, FIRE BARRIERS AND SMOKE BARRIERS

- WALL REQUIRED TO HAVE PROTECTED OPENINGS OR PENETRATIONS SHALL BE EFFECTIVELY AND PERMANENTLY IDENTIFIED WITH SIGNS OF STENCILING.
- LOCATE IN ACCESSIBLE CONCEALED FLOOR, FLOOR-CEILING OR ATTIC SPACES;
- LOCATE WITHIN 15FT OF THE END OF EACH WALL AND AT INTERVALS NOT EXCEEDING 30 FT MEASURED HORIZONTALLY ALONG THE WALL OR PARTITION; AND
- INCLUDE LETTERING NOT LESS THAN 3 INCHES IN HEIGHT WITH A MIN. 3/8" STROKE IN CONTRASTING COLOR INCORPORATING THE SUGGESTED WORDING. "FIRE AND/OR SMOKE BARRIER-PROTECT ALL OPENINGS".




Design - Build Contractor
230 West 5th Street
Panama City, FL 32401
(850) 215-5540

**LYNN HAVEN METHODIST CHURCH
INTERIOR RENOVATIONS - PHASE 1**
3203 MINNESOTA AVE. LYNN HAVEN, FL 32444

REVISION		
#	DESCRIPTION	DATE

John L. Bozarth
Architect of Record
AR 6581
P.O. Box 27178
Panama City, FL 32411
(850) 814-3394
bozarjl@gmail.com



Drawn By:
A. Reeves

WALL TYPES

A501

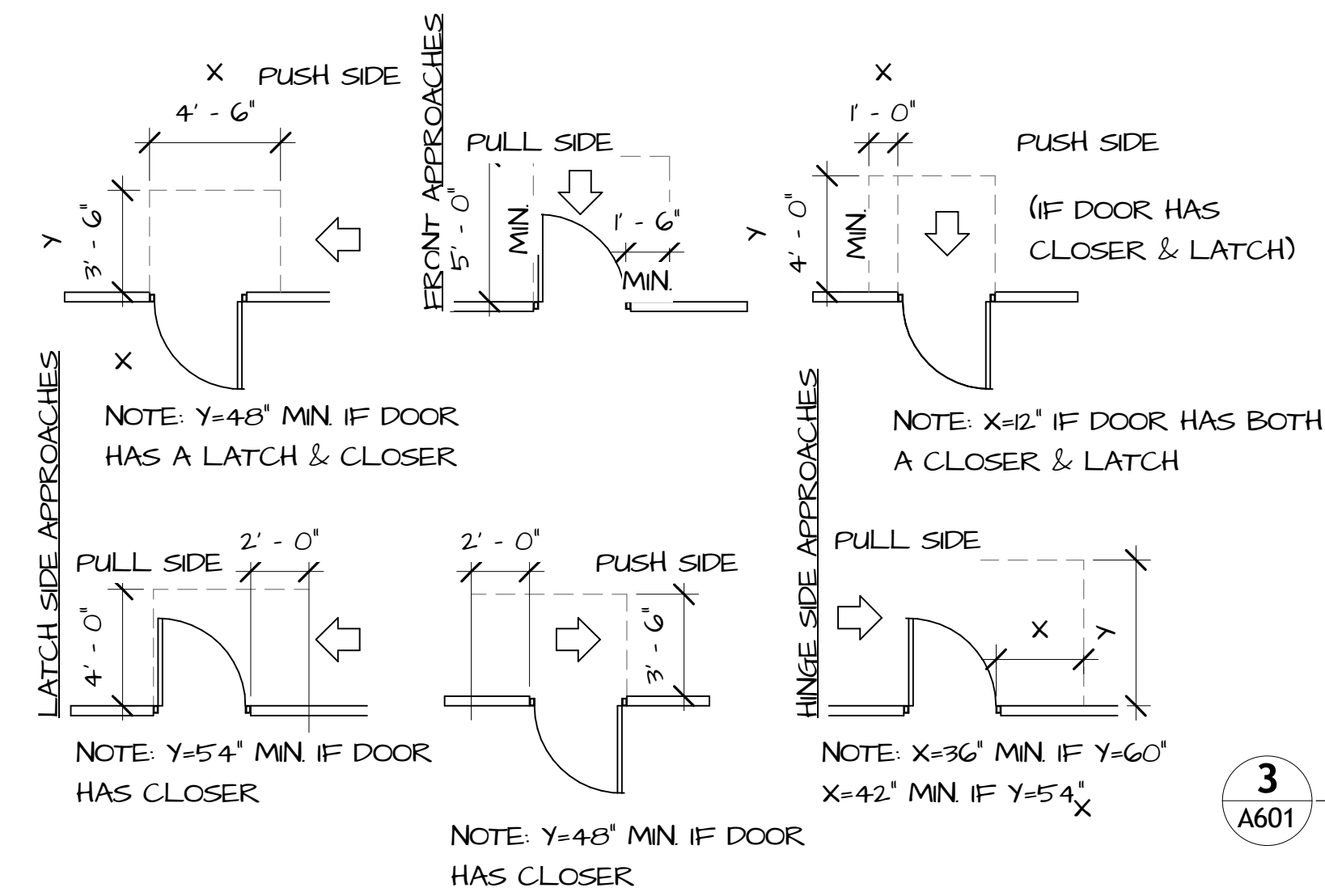
4/1/2025 11:49:30 AM

No Part Of These Documents May Be Reproduced, Stored In a Retrieval System, Or Transmitted In Any Form Or By Any Means, Electronic, Mechanical, Photocopying, Recording, Or Otherwise, Without The Prior Written Permission Of: ReliantSouth Construction Group.

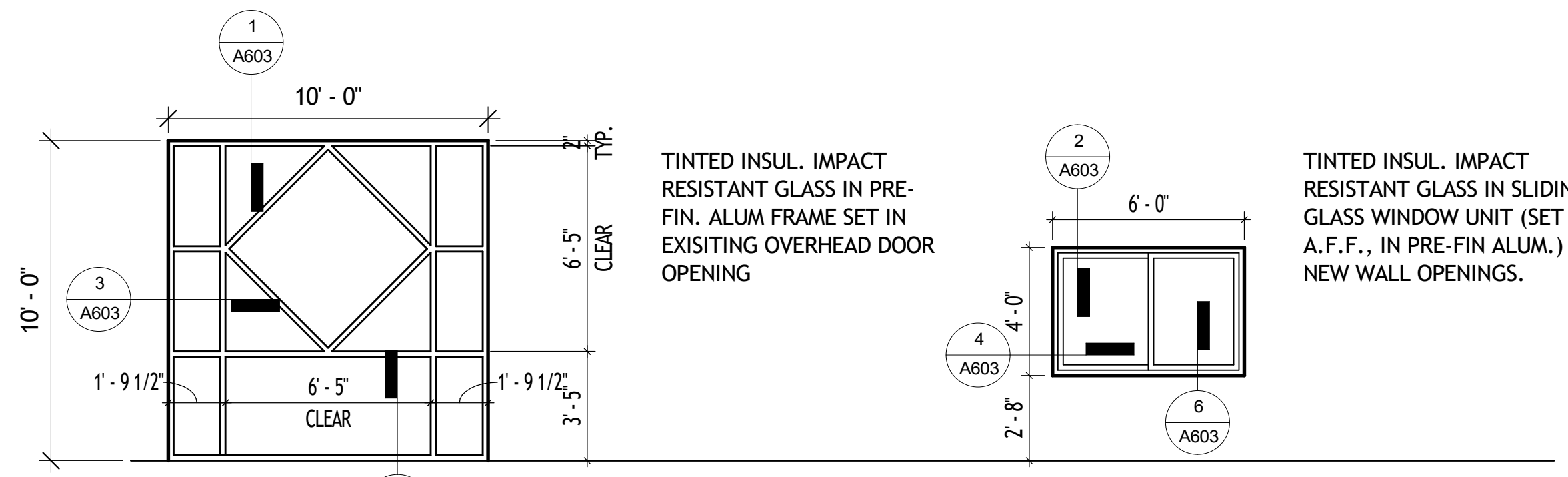
DOOR SCHEDULE

MARK	DOOR						FRAME					HARDWARE		COMMENTS	
	SIZE			TYPE	MATERIAL	FINISH	DETAIL NO.					FIRE RATING LABEL	SET NO.		FROM ROOM NO.
	WIDTH	HEIGHT	THICKNESS				MATERIAL	FINISH	HEAD	JAMB	SILL				
2	6'-0"	7'-0"	0'-1 3/4"	B	ALUM.	CLEAR ANODIZED	ALUM.	CLEAR	4/A602	5/A602	6/A602			101	
3	6'-0"	7'-0"	0'-1 3/4"	C	HM.	PAINT	HOLLOW METAL	PAINT	7/A602	8/A602	9/A602			102	
4	6'-0"	7'-0"	0'-1 3/4"	D	HM.	PAINT	HOLLOW METAL	PAINT	7/A602	8/A602	9/A602	20 MIN.			
5	6'-0"	7'-0"	0'-1 3/4"	E	S.C.W.D	PRE-FIN.	HOLLOW METAL	PAINT	1/A602	2/A602	3/A603			121	
6	6'-0"	7'-0"	0'-1 3/4"	E	S.C.W.D	PRE-FIN.	HOLLOW METAL	PAINT	1/A602	2/A602	3/A603			121	
7	6'-0"	7'-0"	0'-1 3/4"	E	S.C.W.D	PRE-FIN.	HOLLOW METAL	PAINT	1/A602	2/A602	3/A603			102	
8	6'-0"	7'-0"	0'-1 3/4"	F	S.C.W.D	PRE-FIN.	HOLLOW METAL	PAINT	1/A602	2/A602	3/A603			118	
9	6'-0"	7'-0"	0'-1 3/4"	F	S.C.W.D	PRE-FIN.	HOLLOW METAL	PAINT	1/A602	2/A602	3/A603	20 MIN.			
10	3'-0"	7'-0"	0'-1 3/4"	G	S.C.W.D	PRE-FIN.	HOLLOW METAL	PAINT	1/A602	2/A602	3/A603			103	
11	3'-0"	7'-0"	0'-1 3/4"	G	S.C.W.D	PRE-FIN.	HOLLOW METAL	PAINT	1/A602	2/A602	3/A603			103	
12	3'-0"	7'-0"	0'-1 3/4"	H	S.C.W.D	PRE-FIN.	HOLLOW METAL	PAINT	1/A602	2/A602	3/A603			102	
13	3'-0"	7'-0"	0'-1 3/4"	H	S.C.W.D	PRE-FIN.	HOLLOW METAL	PAINT	1/A602	2/A602	3/A603			102	
14	3'-0"	7'-0"	0'-1 3/4"	H	S.C.W.D	PRE-FIN.	HOLLOW METAL	PAINT	1/A602	2/A602	3/A603			102	
15	3'-0"	7'-0"	0'-1 3/4"	H	S.C.W.D	PRE-FIN.	HOLLOW METAL	PAINT	1/A602	2/A602	3/A603			102	
16	3'-0"	7'-0"	0'-1 3/4"	I	S.C.W.D	PRE-FIN.	HOLLOW METAL	PAINT	1/A602	2/A602	3/A603			111	
17	3'-0"	7'-0"	0'-1 3/4"	I	S.C.W.D	PRE-FIN.	HOLLOW METAL	PAINT	1/A602	2/A602	3/A603			117	
18	3'-0"	7'-0"	0'-1 3/4"	I	S.C.W.D	PRE-FIN.	HOLLOW METAL	PAINT	1/A602	2/A602	3/A603			121	
19	3'-0"	7'-0"	0'-1 3/4"	I	S.C.W.D	PRE-FIN.	HOLLOW METAL	PAINT	1/A602	2/A602	3/A603			121	
20	3'-0"	7'-0"	0'-1 3/4"	I	S.C.W.D	PRE-FIN.	HOLLOW METAL	PAINT	1/A602	2/A602	3/A603			121	
21	3'-0"	7'-0"	0'-1 3/4"	I	S.C.W.D	PRE-FIN.	HOLLOW METAL	PAINT	1/A602	2/A602	3/A603			121	
22	3'-0"	7'-0"	0'-1 3/4"	I	S.C.W.D	PRE-FIN.	HOLLOW METAL	PAINT	1/A602	2/A602	3/A603			121	
23	3'-0"	7'-0"	0'-1 3/4"	I	S.C.W.D	PRE-FIN.	HOLLOW METAL	PAINT	1/A602	2/A602	3/A603	20 MIN.		106	
24	3'-0"	7'-0"	0'-1 3/4"	J	S.C.W.D	PRE-FIN.	HOLLOW METAL	PAINT	1/A602	2/A602	3/A603			126	
25	3'-0"	7'-0"	0'-1 3/4"	J	S.C.W.D	PRE-FIN.	HOLLOW METAL	PAINT	1/A602	2/A602	3/A603			123	
26	3'-0"	7'-0"	0'-1 3/4"	K	S.C.W.D	PRE-FIN.	HOLLOW METAL	PAINT	1/A602	2/A602	3/A603			122	
27	3'-0"	7'-0"	0'-1 3/4"	K	S.C.W.D	PRE-FIN.	HOLLOW METAL	PAINT	1/A602	2/A602	3/A603			109	
28	3'-0"	7'-0"	0'-1 3/4"	L	S.C.W.D	PRE-FIN.	HOLLOW METAL	PAINT	1/A602	2/A602	3/A603			121	
29	3'-0"	7'-0"	0'-1 3/4"	L	S.C.W.D	PRE-FIN.	HOLLOW METAL	PAINT	1/A602	2/A602	3/A603			119	
30	3'-0"	7'-0"	0'-1 3/4"	L	S.C.W.D	PRE-FIN.	HOLLOW METAL	PAINT	1/A602	2/A602	3/A603			125	
31	3'-0"	7'-0"	0'-1 3/4"	I	S.C.W.D	PRE-FIN.	HOLLOW METAL	PAINT	1/A602	2/A602	3/A603				BIRCH DOOR - 5X20 VIEW GLASS
32	3'-0"	7'-0"	0'-1 3/4"	I	S.C.W.D	PRE-FIN.	HOLLOW METAL	PAINT	1/A602	2/A602	3/A603				BIRCH DOOR - 5X20 VIEW GLASS
33	3'-0"	7'-0"	0'-1 3/4"	I	S.C.W.D	PRE-FIN.	HOLLOW METAL	PAINT	1/A602	2/A602	3/A603				BIRCH DOOR - 5X20 VIEW GLASS
34	3'-0"	7'-0"	0'-1 3/4"	I	S.C.W.D	PRE-FIN.	HOLLOW METAL	PAINT	1/A602	2/A602	3/A603				BIRCH DOOR - 5X20 VIEW GLASS
35	3'-0"	7'-0"	0'-1 3/4"	N	S.C.W.D	PRE-FIN.	HOLLOW METAL	PAINT	1/A602	2/A602	3/A603				
36	3'-0"	7'-0"	0'-1 3/4"	I	S.C.W.D	PRE-FIN.	HOLLOW METAL	PAINT	1/A602	2/A602	3/A603				BIRCH DOOR - 5X20 VIEW GLASS
37	3'-0"	7'-0"	0'-1 3/4"	L	S.C.W.D	PRE-FIN.	HOLLOW METAL	PAINT	1/A602	2/A602	3/A603				
38	3'-0"	7'-0"	0'-1 3/4"	L	S.C.W.D	PRE-FIN.	HOLLOW METAL	PAINT	1/A602	2/A602	3/A603			129	
39	3'-0"	7'-0"	0'-1 3/4"	I	S.C.W.D	PRE-FIN.	HOLLOW METAL	PAINT	1/A602	2/A602	3/A603				
40	3'-0"	7'-0"	0'-1 3/4"	I	S.C.W.D	PRE-FIN.	HOLLOW METAL	PAINT	1/A602	2/A602	3/A603				BIRCH DOOR - 5X20 VIEW GLASS
41	6'-0"	7'-0"	0'-1 3/4"	D	HM.	PAINT	HOLLOW METAL	PAINT	7/A602	8/A602	9/A602	20 MIN.			REUSED DOOR, SEE DEMO PLAN
42	3'-0"	7'-0"	0'-1 3/4"	I	S.C.W.D	PRE-FIN.	HOLLOW METAL	PAINT	1/A602	2/A602	3/A603				BIRCH DOOR - 5X20 VIEW GLASS
43	3'-0"	7'-0"	0'-1 3/4"	I	S.C.W.D	PRE-FIN.	HOLLOW METAL	PAINT	1/A602	2/A602	3/A603			138	BIRCH DOOR - 5X20 VIEW GLASS
44	3'-0"	7'-0"	0'-1 3/4"	I	S.C.W.D	PRE-FIN.	HOLLOW METAL	PAINT	1/A602	2/A602	3/A603			135	BIRCH DOOR - 5X20 VIEW GLASS
45	3'-0"	7'-0"	0'-1 3/4"	L	S.C.W.D	PRE-FIN.	HOLLOW METAL	PAINT	1/A602	2/A602	3/A603			135	BIRCH DOOR - 5X20 VIEW GLASS
46	3'-0"	7'-0"	0'-1 3/4"	I	S.C.W.D	PRE-FIN.	HOLLOW METAL	PAINT	1/A602	2/A602	3/A603			135	BIRCH DOOR - 5X20 VIEW GLASS
47	3'-0"	7'-0"	0'-1 3/4"	L	S.C.W.D	PRE-FIN.	HOLLOW METAL	PAINT	1/A602	2/A602	3/A603			133	BIRCH DOOR
48	6'-0"	4'-0"		M										121	
49	3'-0"	7'-0"	0'-1 3/4"	I	S.C.W.D	PRE-FIN.	HOLLOW METAL	PAINT	1/A602	2/A602	3/A603			135	BIRCH DOOR - 5X20 VIEW GLASS

S.C. WD. DOOR - SOLID CORE WOOD DOOR HM - HOLLOW METAL H.M.K.D. - HOLLOW METAL KNOCK DOWN ALUM. - ALUMINUM S.F. - STOREFRONT MTL. - METAL PRE-FIN. - FACTORY STAIN PRE-FINISHED

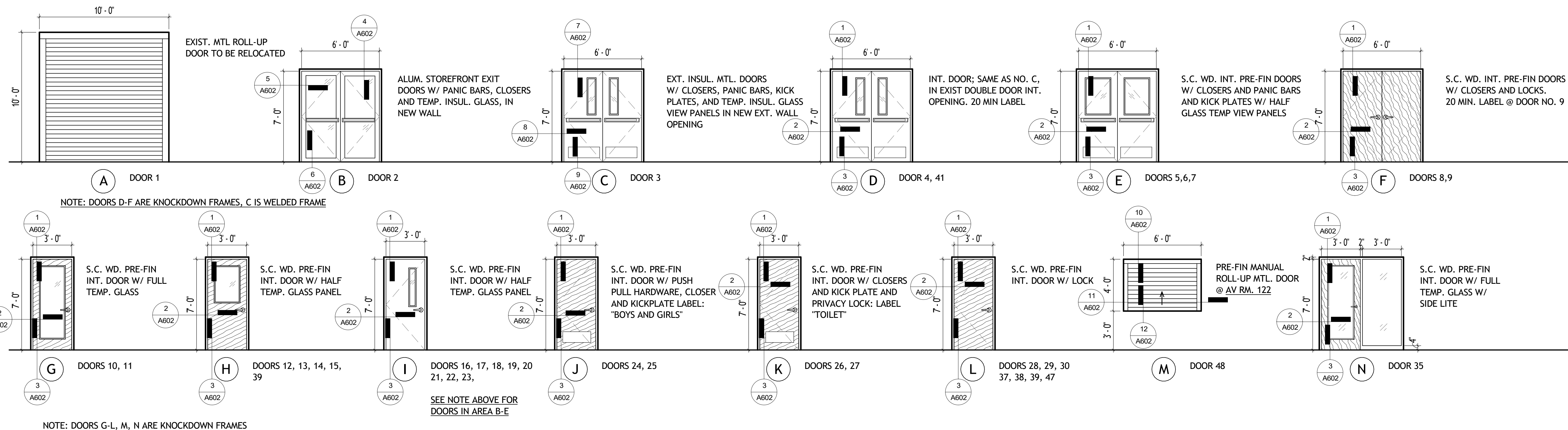


3 TYP. ADA DOORS
A601 3/16" = 1'-0"



2 WINDOW TYPES
A601 1/4" = 1'-0"

1 DOOR TYPES
A601 1/4" = 1'-0"



NOTE: DOORS D-F ARE KNOCKDOWN FRAMES, C IS WELDED FRAME

NOTE: DOORS G-L, M, N ARE KNOCKDOWN FRAMES




Design - Build Contractor
230 West 5th Street
Panama City, FL 32401
(850) 215-5540

LYNN HAVEN METHODIST CHURCH INTERIOR RENOVATIONS - PHASE 1
 3203 MINNESOTA AVE. LYNN HAVEN, FL 32444

REVISION		
#	DESCRIPTION	DATE

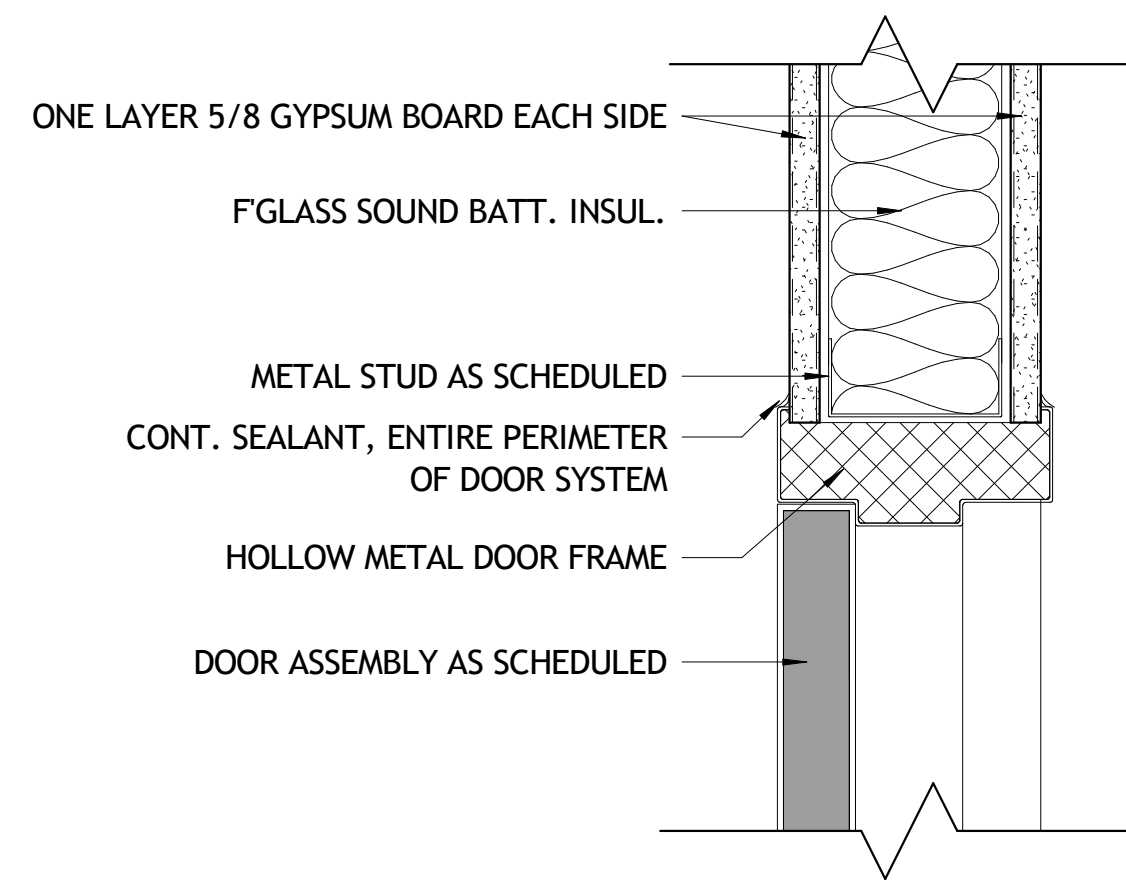
John L. Bozarth
Architect of Record
FL. AR 0006581
2017 Discovery Loop
Panama City, FL 32405
(850) 814-3394
bozarthj@gmail.com



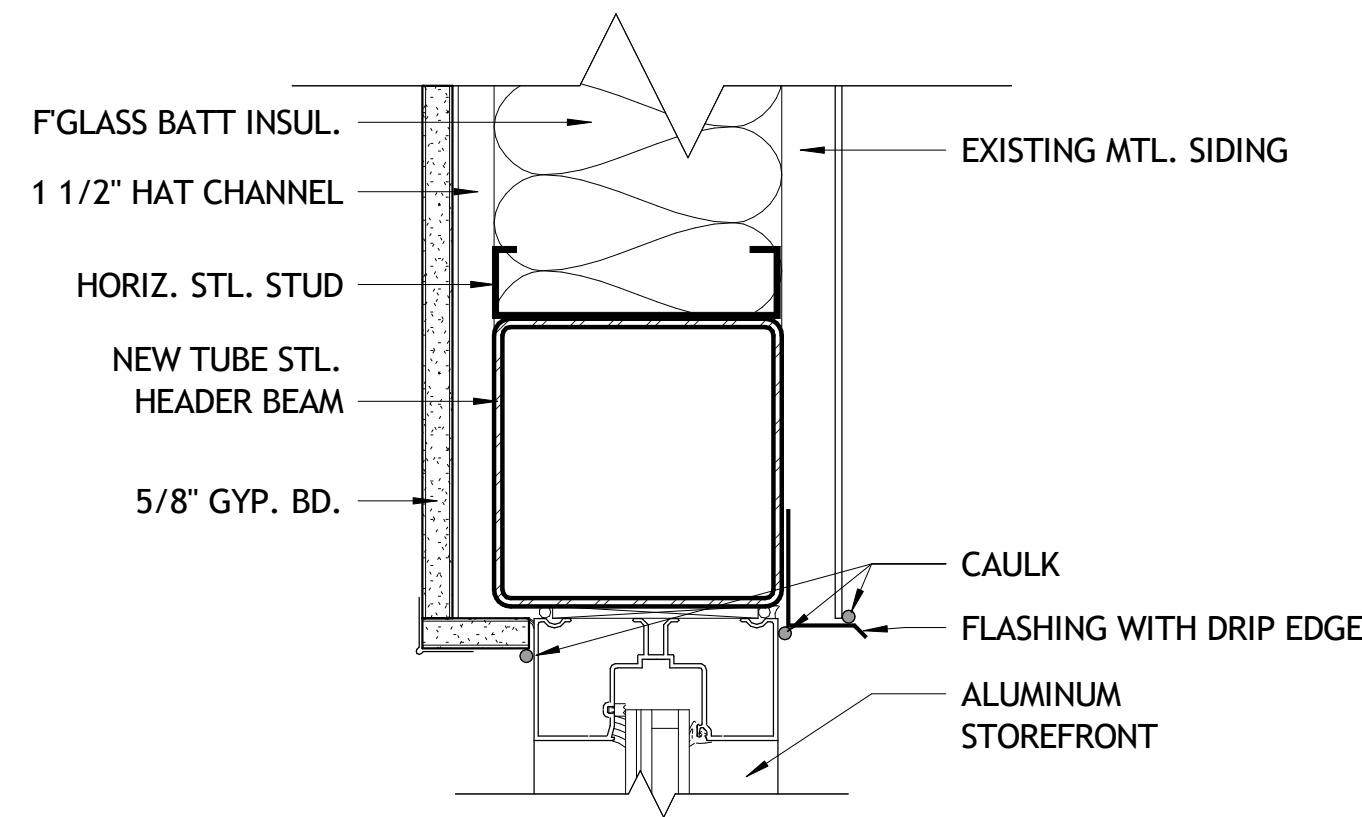
Drawn By:
A. Reeves
DOOR AND WINDOW SCHEDULE

A601
4/1/2025 11:49:30 AM

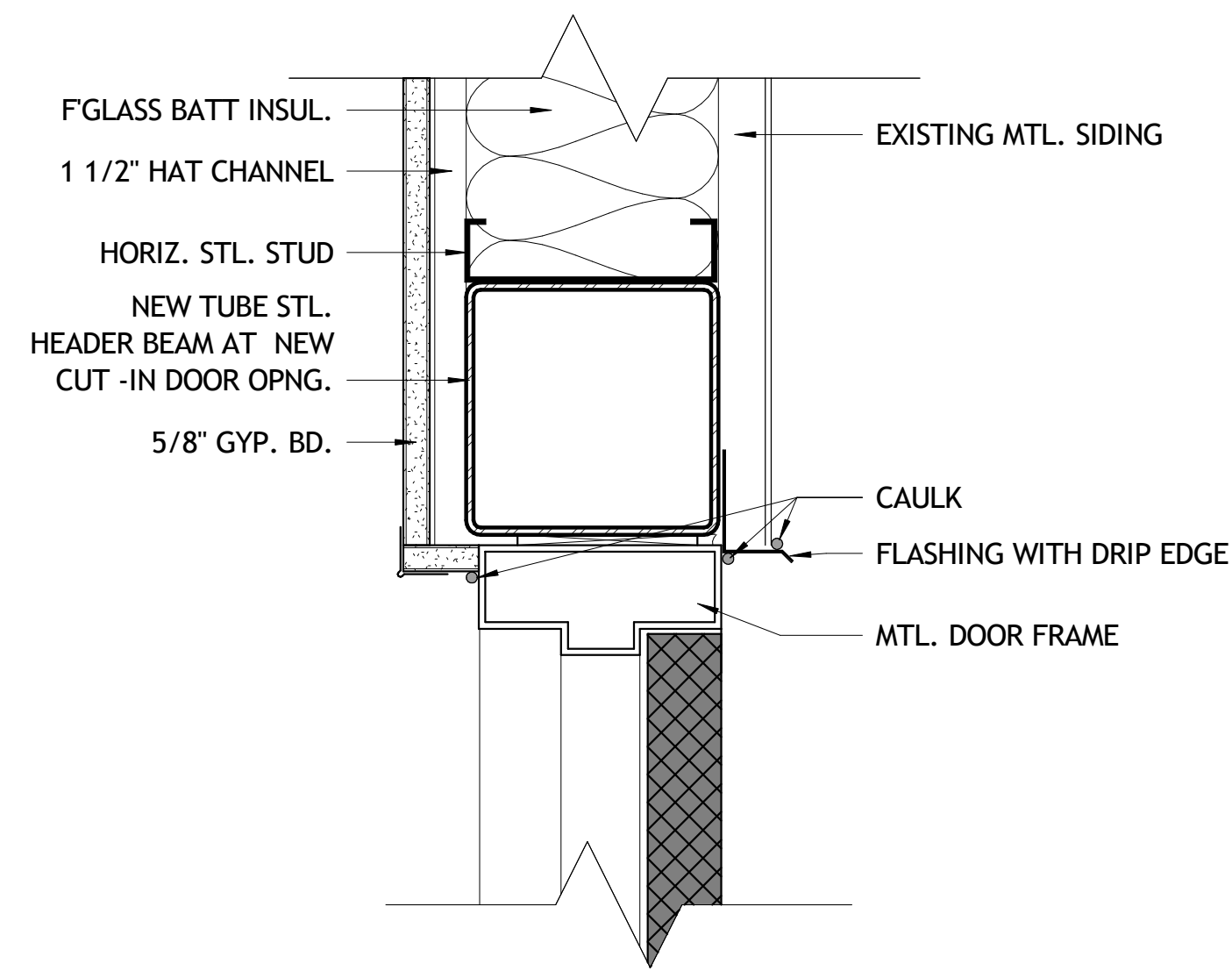
No Part Of These Documents May Be Reproduced, Stored In a Retrieval System, OR Transmitted In Any Form Or By Any Means, Electronic, Mechanical, Photocopying, Recording, Or Otherwise, Without The Prior Written Permission Of: ReliantSouth Construction Group.



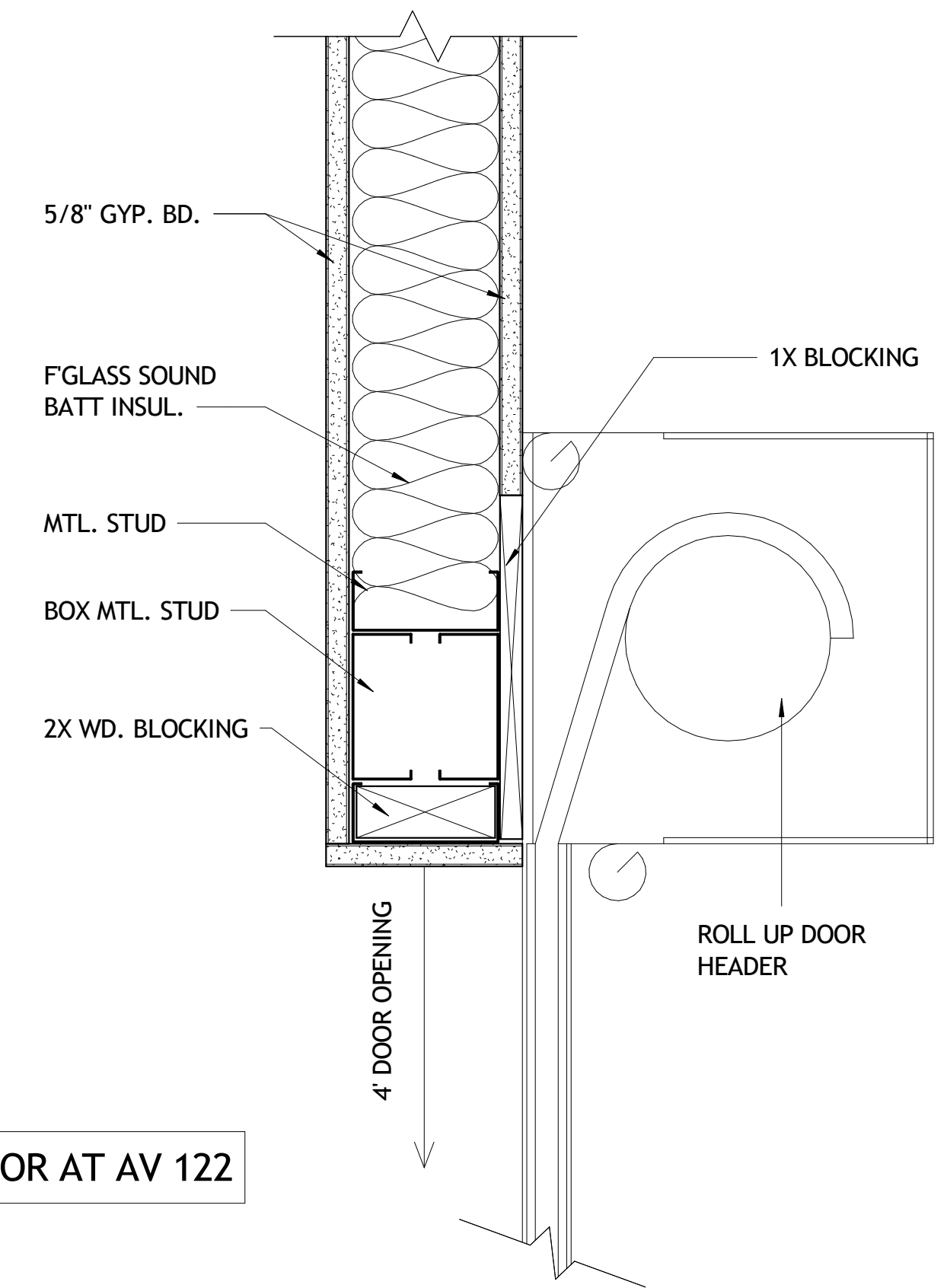
1 HEAD DETAIL @ INT. H.M. DOOR
A602 3" = 1'-0"



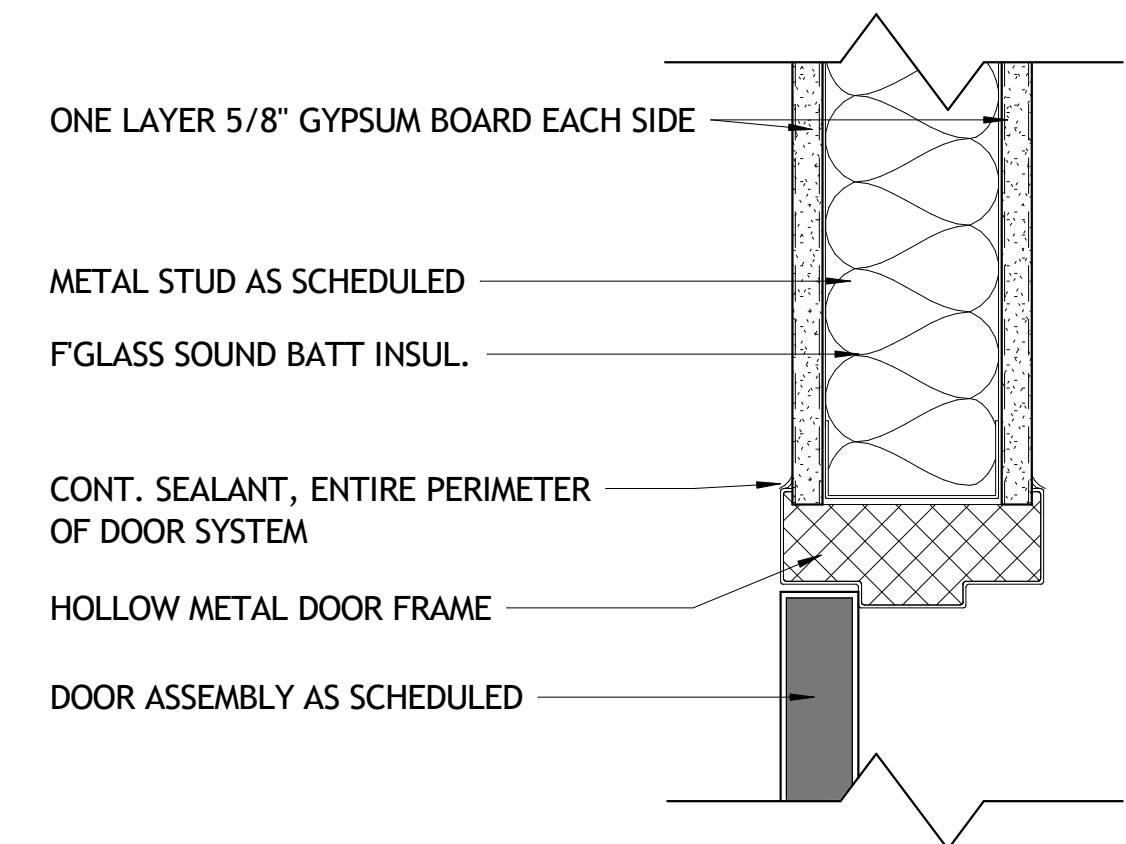
4 HEAD DETAIL @ STOREFRONT
A602 3" = 1'-0"



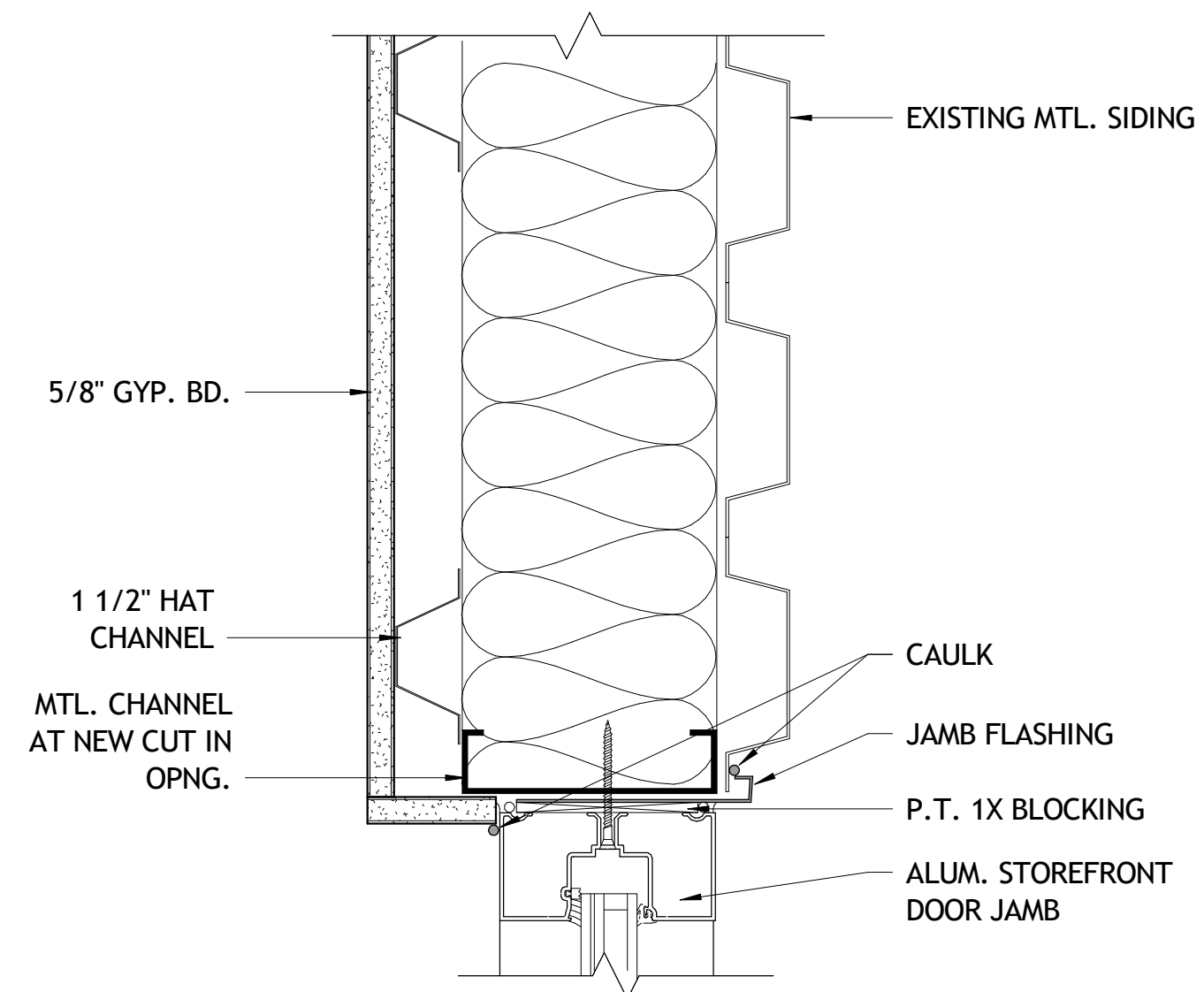
7 HEAD DETAIL @ EXT. MTL. DOOR
A602 3" = 1'-0"



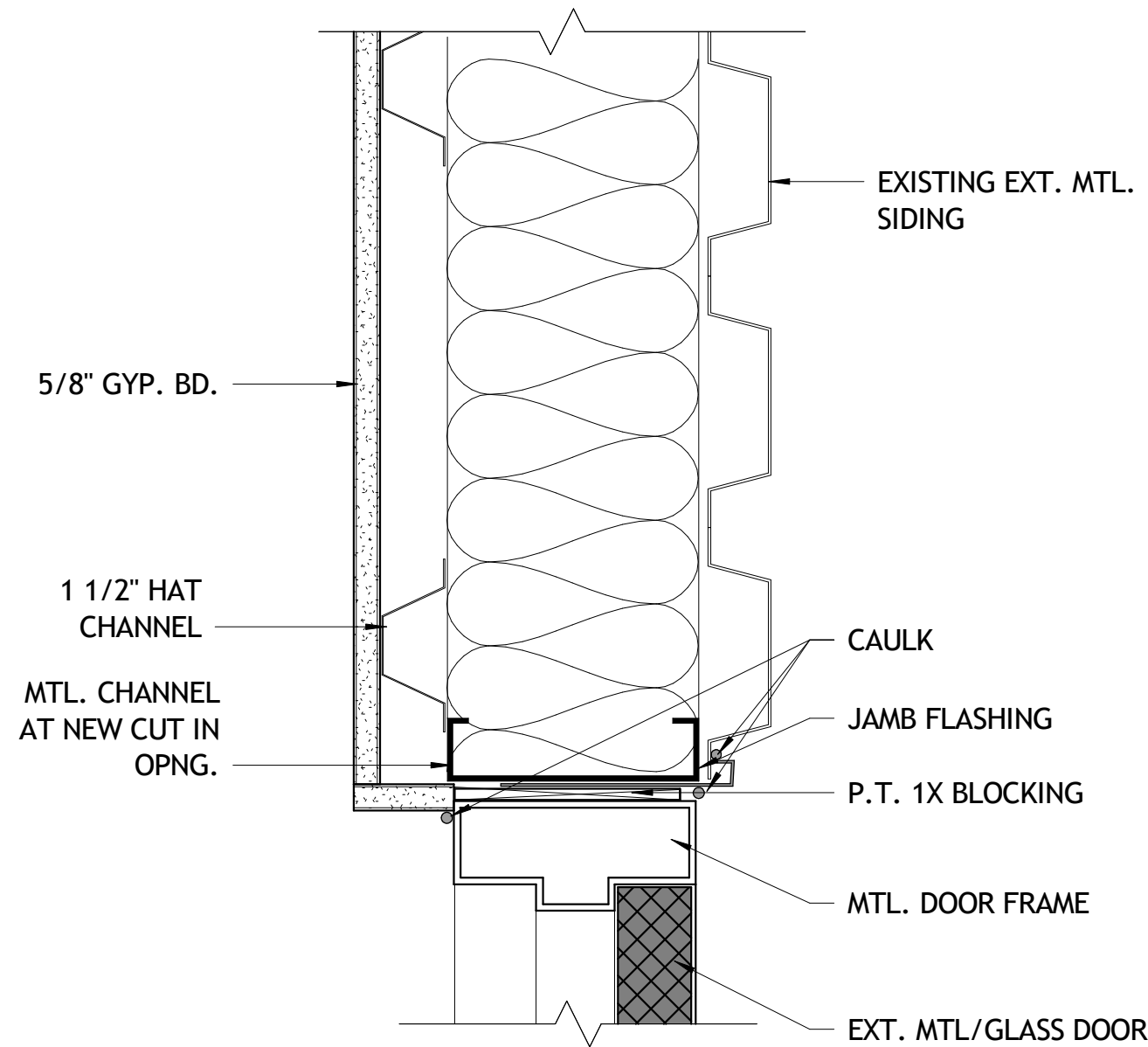
10 HEAD DETAIL @ COUNTERTOP ROLLING DOOR
A602 3" = 1'-0"



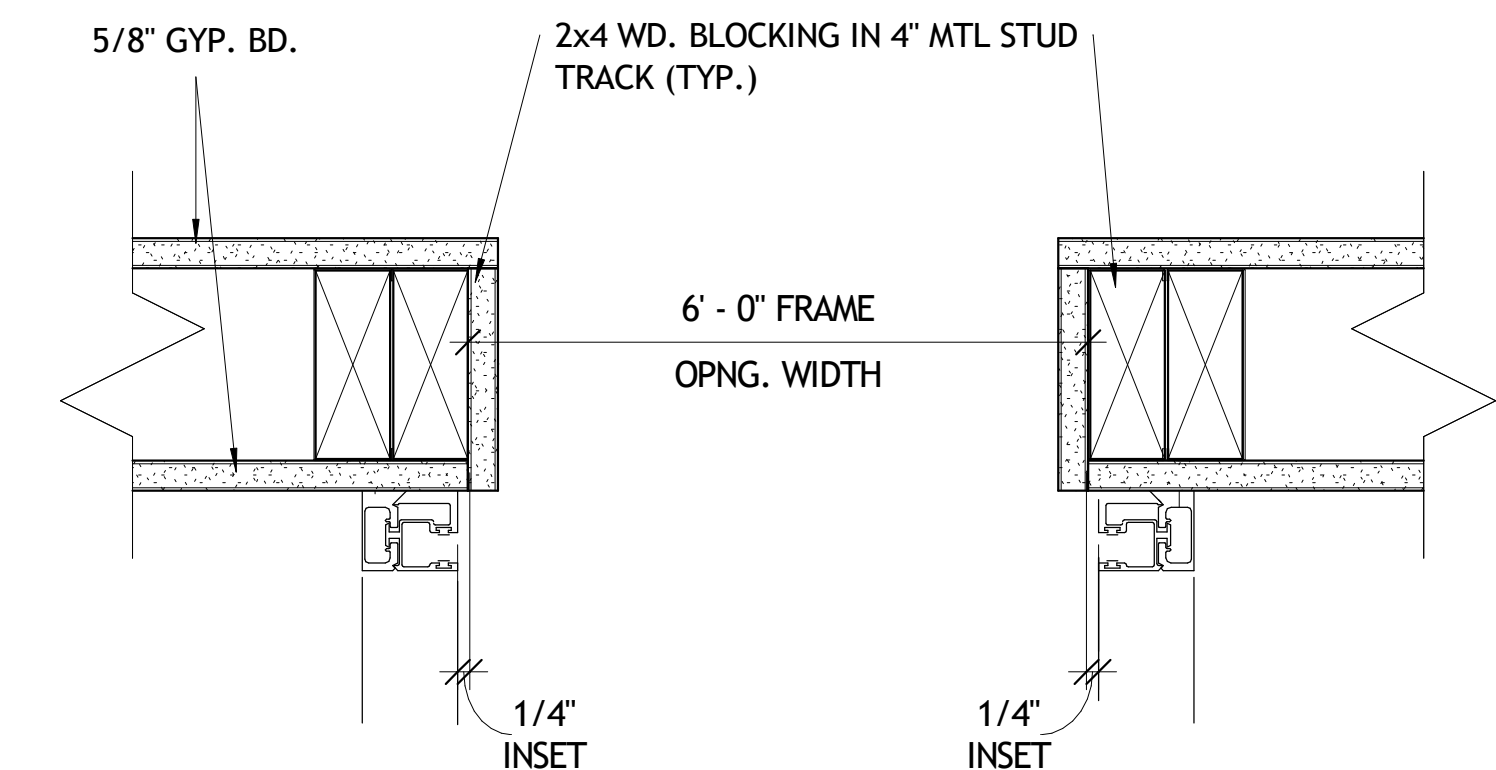
2 JAMB DETAIL @ INT. H.M. DOOR
A602 3" = 1'-0"



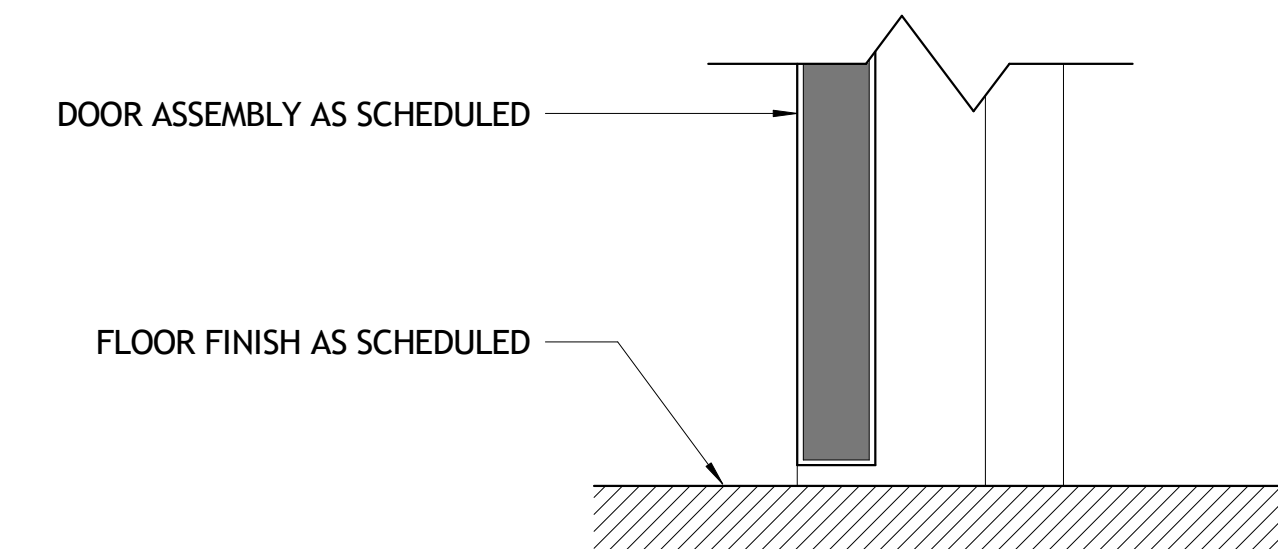
5 JAMB DETAIL @ AT STOREFRONT
A602 3" = 1'-0"



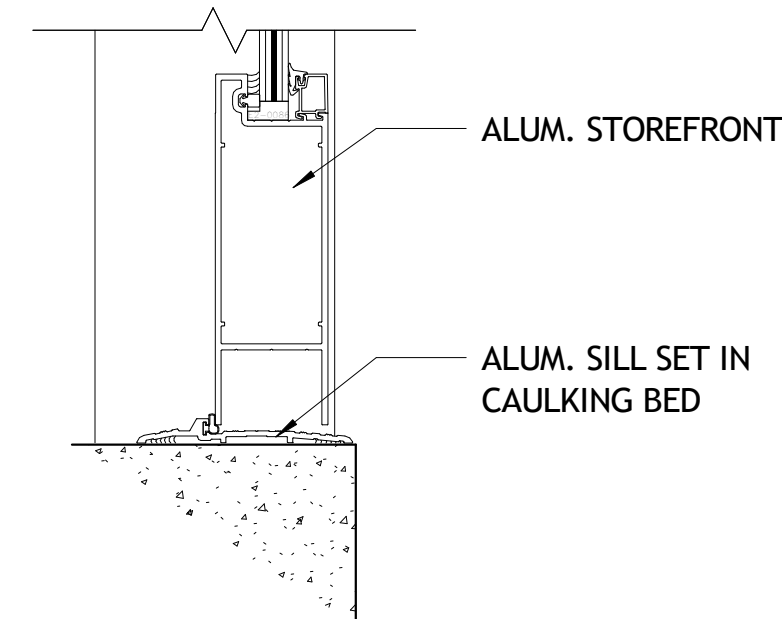
8 JAMB DETAIL @ EXT. MTL. DOOR
A602 3" = 1'-0"



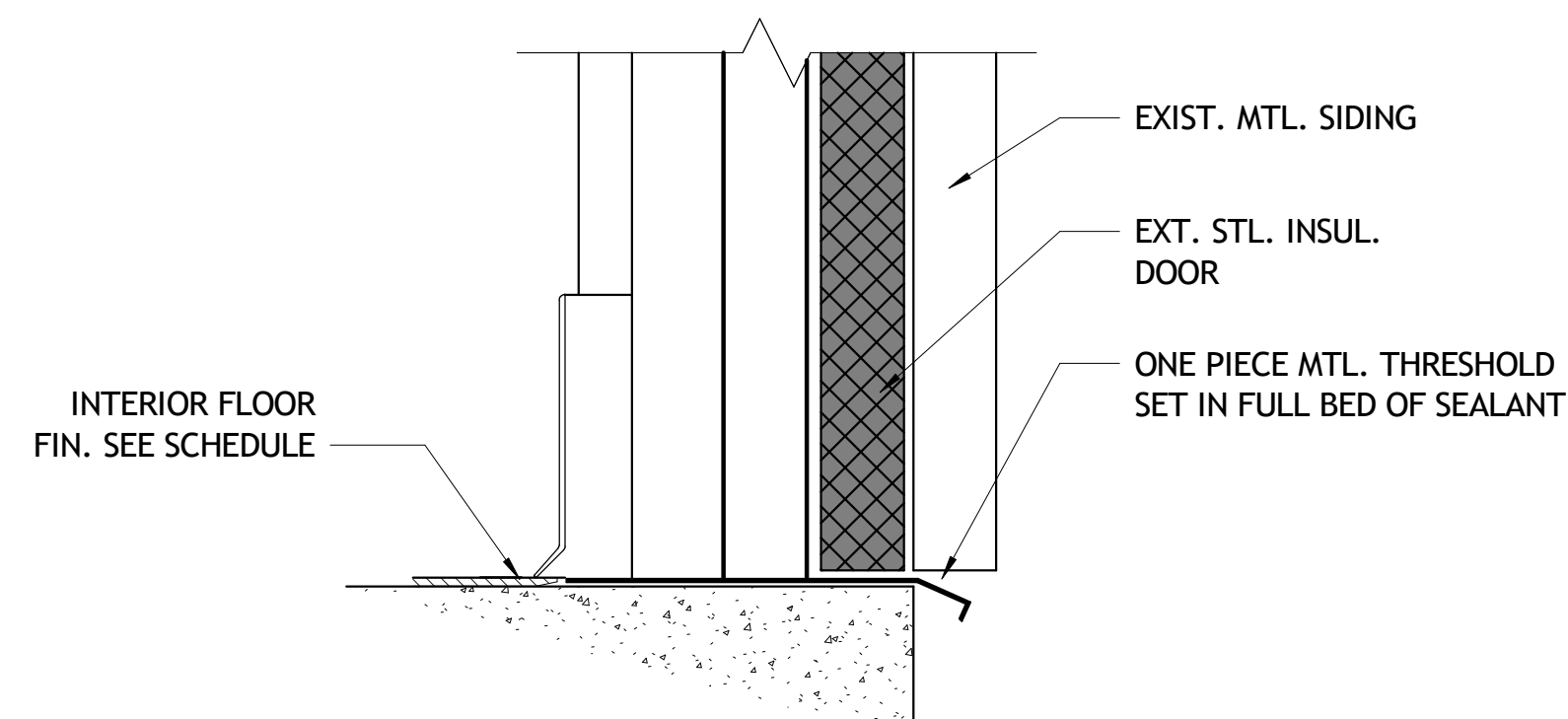
11 JAMB DETAIL @ COUNTERTOP ROLLING DOOR
A602 3" = 1'-0"



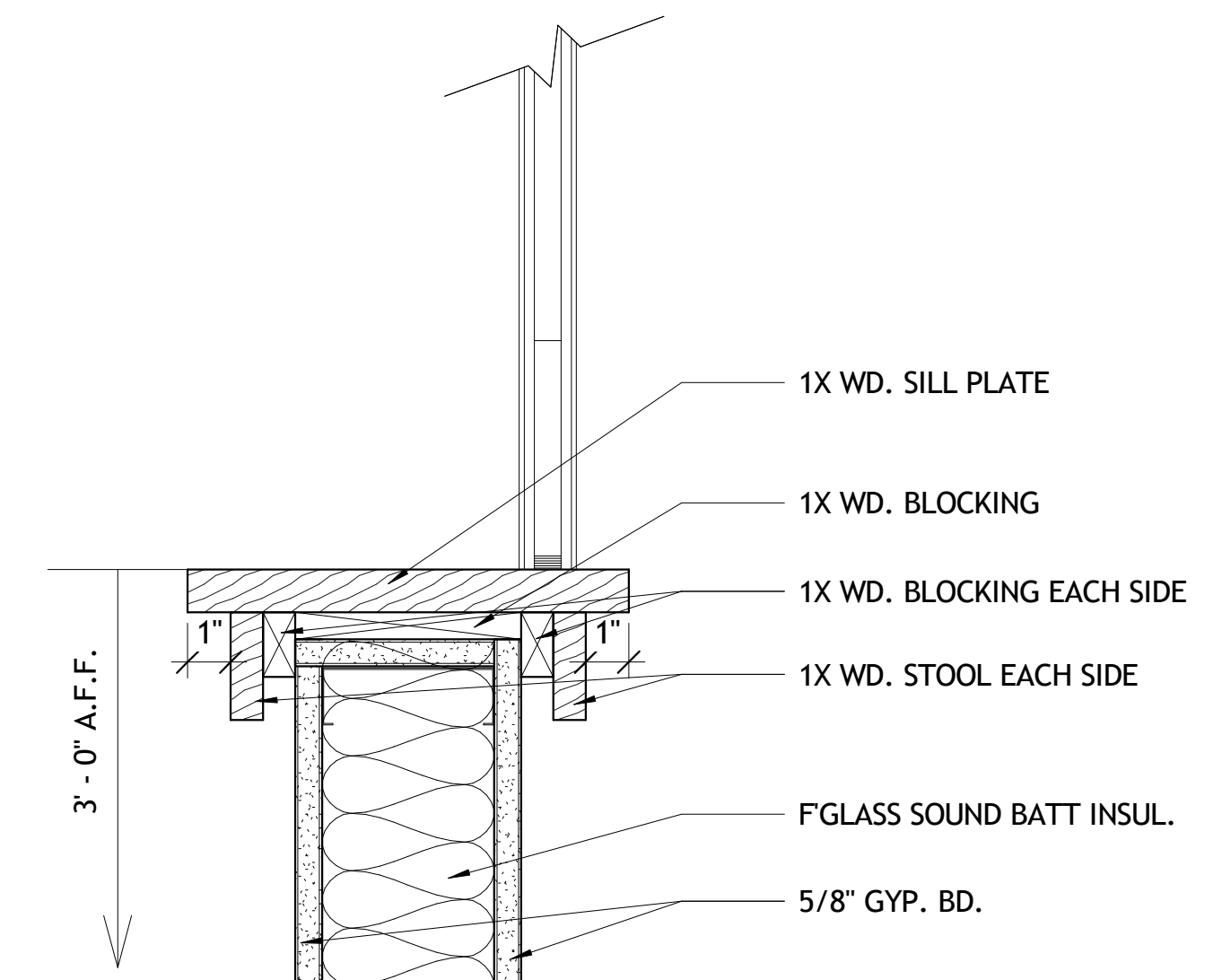
3 SILL DETAIL @ INT. H.M. DOOR
A602 3" = 1'-0"



6 SILL DETAIL @ STOREFRONT
A602 3" = 1'-0"



9 SILL DETAIL @ EXT. MTL. DOOR
A602 3" = 1'-0"



12 SILL DETAIL @ COUNTERTOP ROLLING DOOR
A602 3" = 1'-0"

ROLL UP DOOR AT AV 122

BASIS OF DESIGN: RAYNOR GARAGE DOORS
WWW.RAYNOR.COM



Design - Build Contractor

230 West 5th Street
Panama City, FL 32401
(850) 215-5540


**LYNN HAVEN METHODIST CHURCH
INTERIOR RENOVATIONS - PHASE 1**

3203 MINNESOTA AVE. LYNN HAVEN, FL 32444

REVISION

#	DESCRIPTION	DATE

John L. Bozarth
Architect of Record
AR 6581
P.O. Box 27178
Panama City, FL 32411
(850) 814-3394
bozarjl@gmail.com



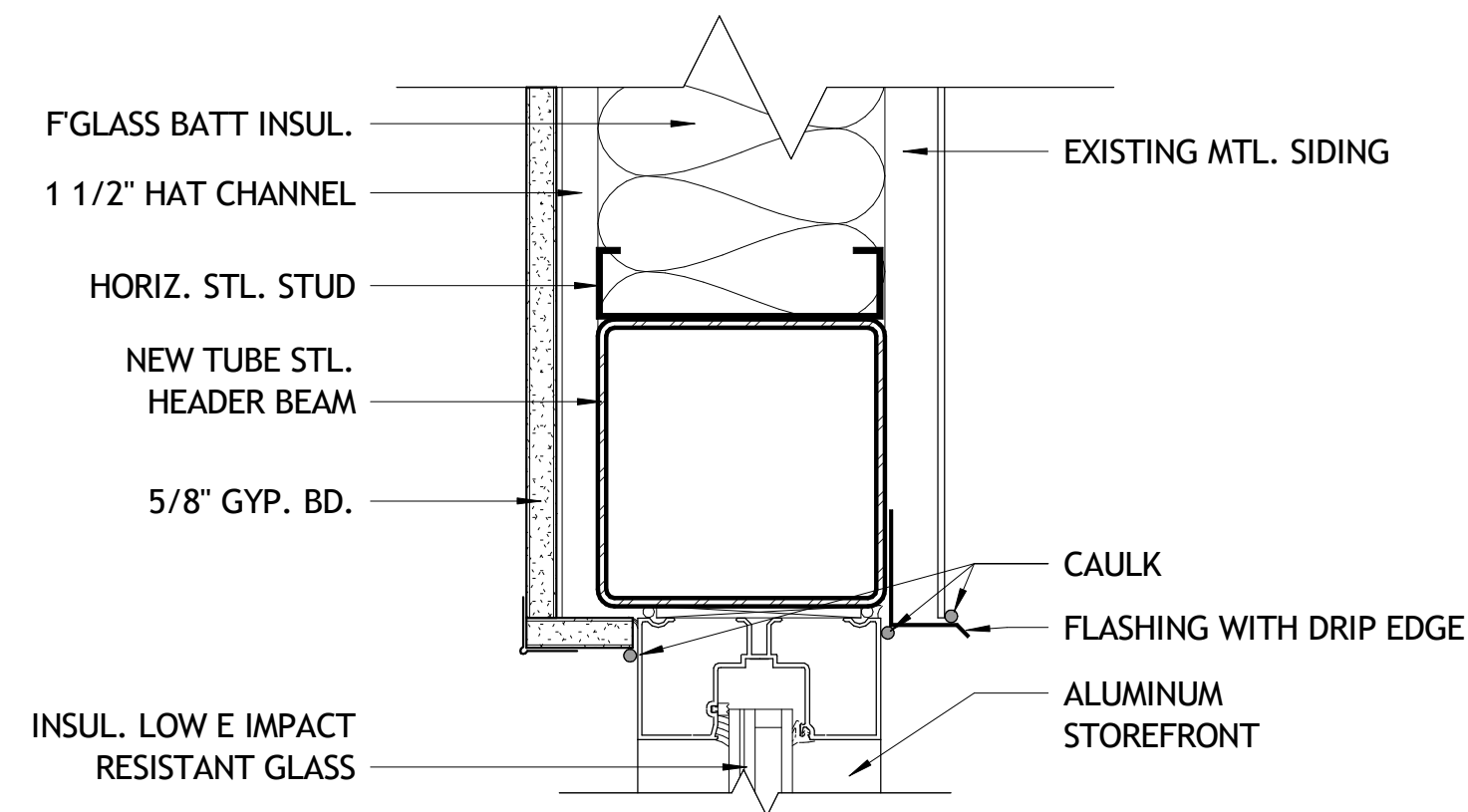
Drawn By:
A. Reeves

DOOR DETAILS

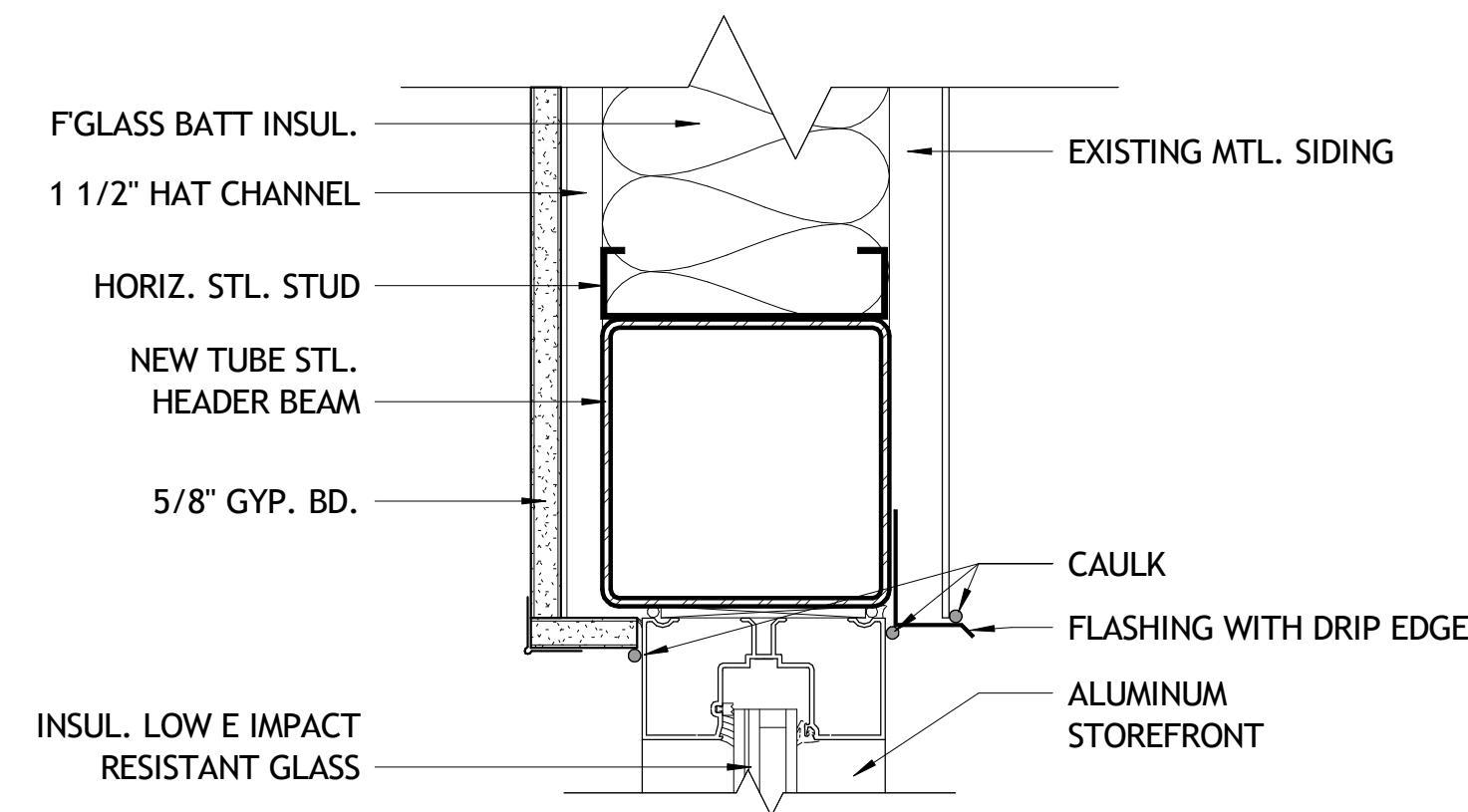
A602

4/1/2025 11:49:30 AM

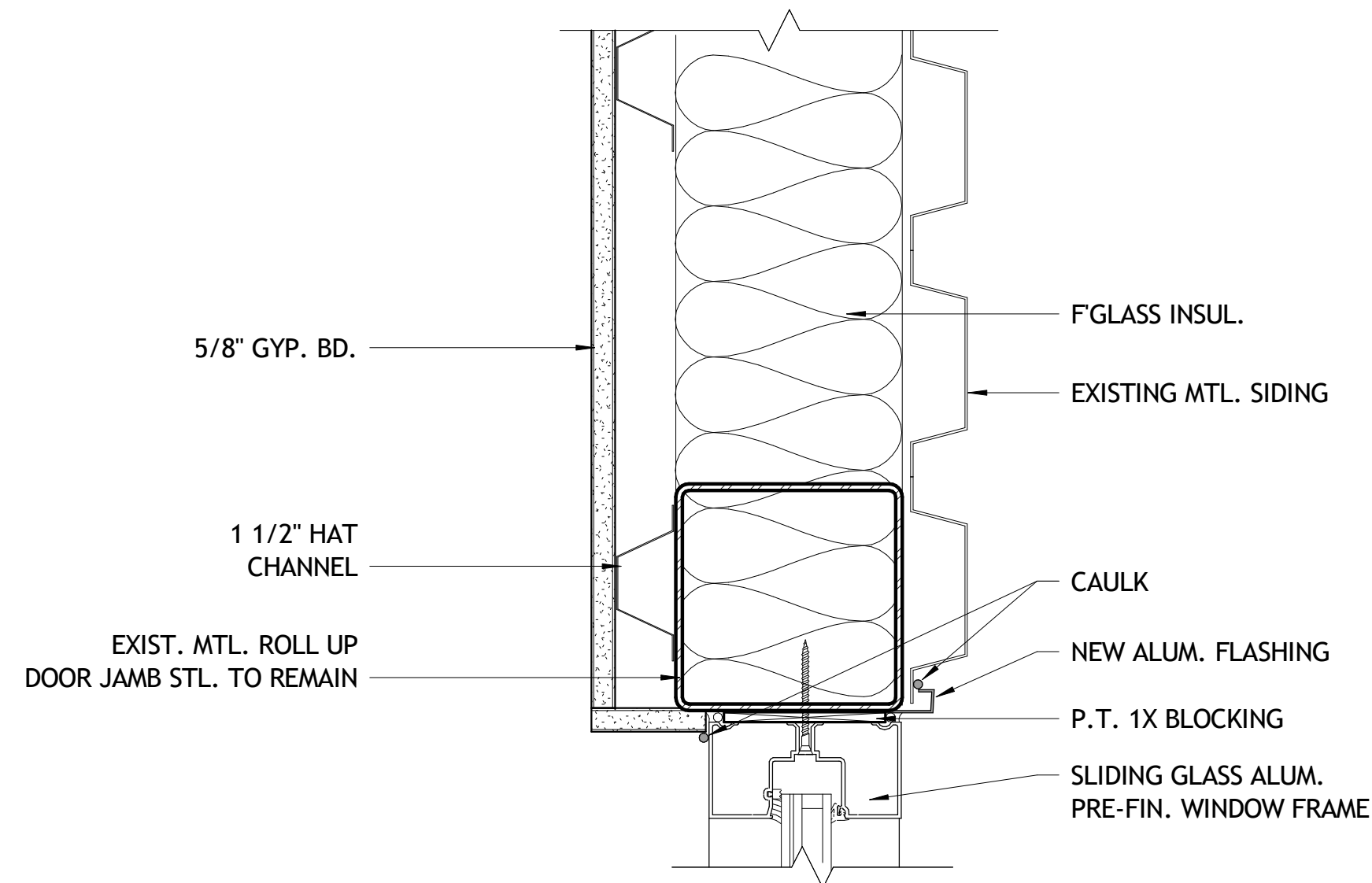
No Part Of These Documents May Be Reproduced, Stored In a Retrieval System, Or Transmitted In Any Form Or By Any Means, Electronic, Mechanical, Photocopying, Recording, Or Otherwise, Without The Prior Written Permission Of: ReliantSouth Construction Group.



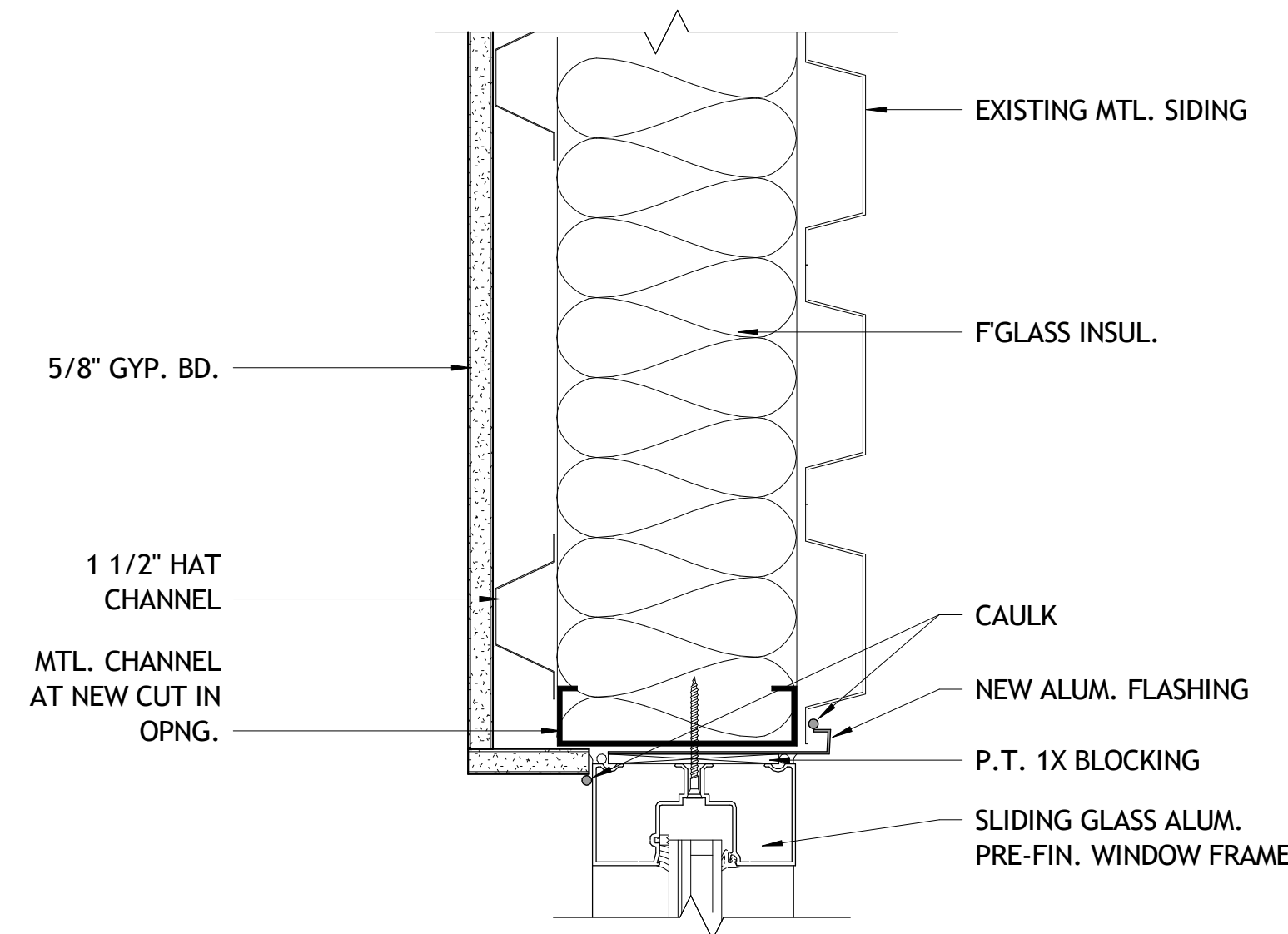
1 HEAD DETAIL @ WINDOW A
 3" = 1'-0"



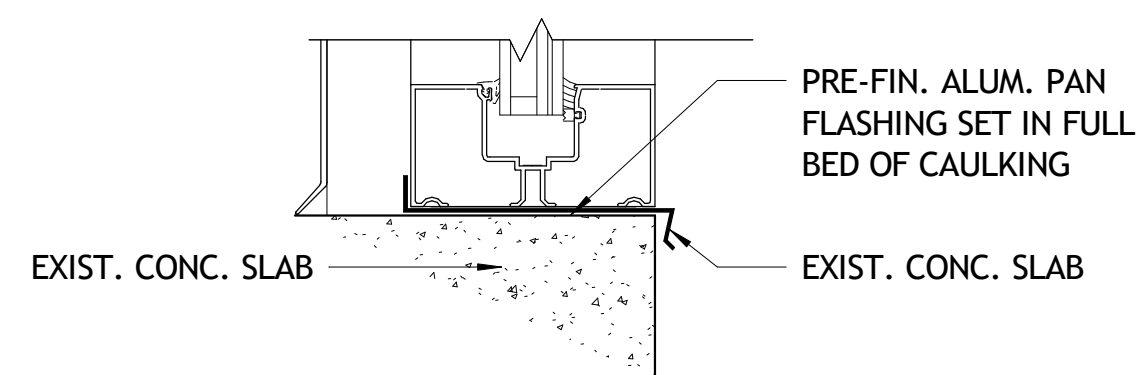
2 HEAD DETAIL @ WINDOW B
 3" = 1'-0"



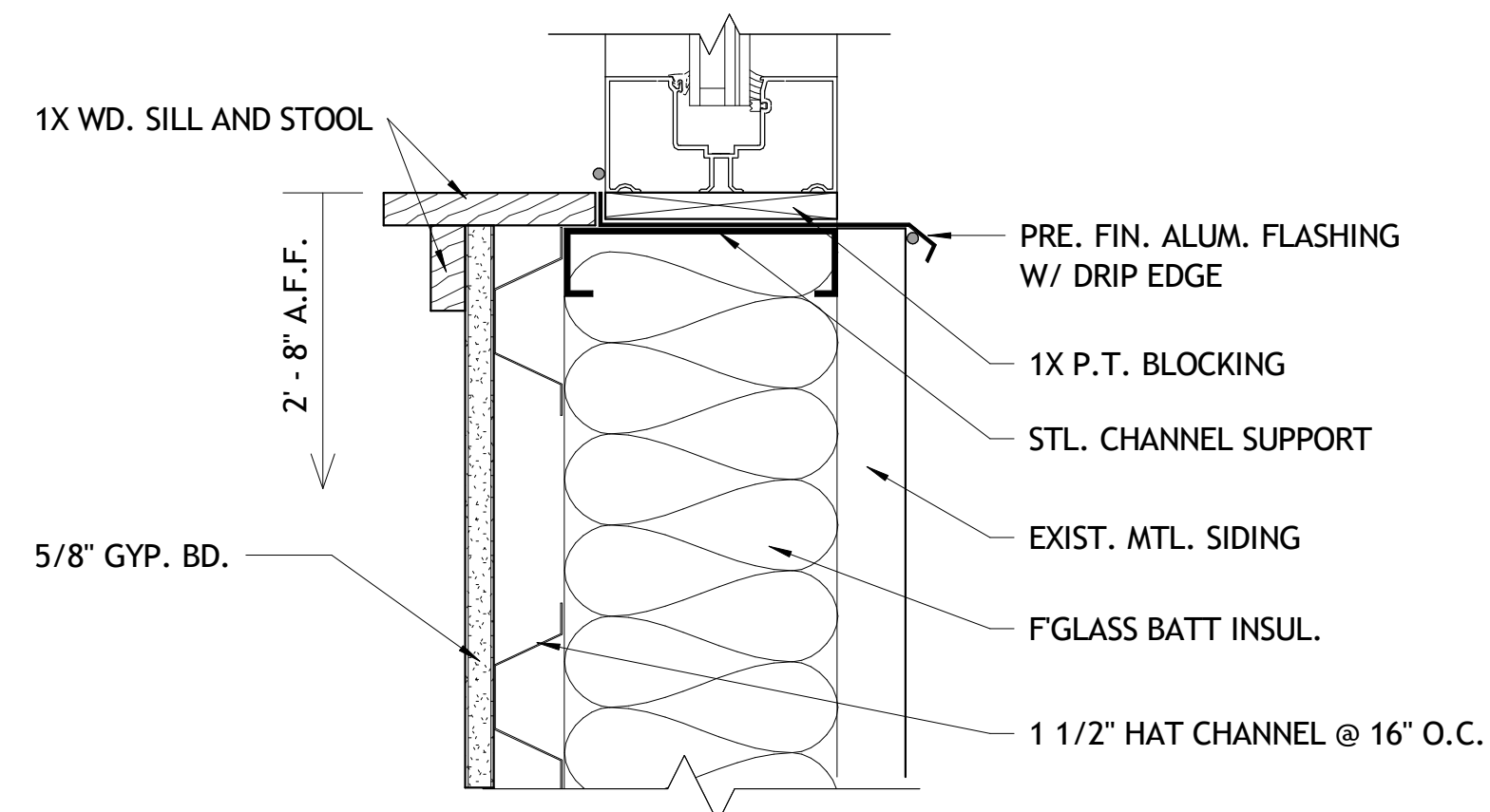
3 JAMB DETAIL @ WINDOW A
 3" = 1'-0"



4 JAMB DETAIL @ WINDOW B
 3" = 1'-0"



5 SILL DETAIL @ WINDOW A
 3" = 1'-0"



6 SILL DETAIL @ WINDOW B
 3" = 1'-0"



Design - Build Contractor

230 West 5th Street
 Panama City, FL 32401
 (850) 215-5540


**LYNN HAVEN METHODIST
 CHURCH INTERIOR RENOVATIONS
 - PHASE 1**

3203 MINNESOTA AVE. LYNN HAVEN, FL 32444

REVISION

#	DESCRIPTION	DATE

John L. Bozarth
 Architect of Record
 FL. AR 0006581
 2017 Discovery Loop
 Panama City, FL 32405
 (850) 814-3394
 bozarjl@gmail.com



Drawn By:
 A. Reeves

WINDOW DETAILS

A603

4/1/2025 11:49:30 AM

No Part Of These Documents May Be Reproduced, Stored In a Retrieval System, OR Transmitted In Any Form Or By Any Means, Electronic, Mechanical, Photocopying, Recording, Or Otherwise, Without The Prior Written Permission Of: ReliantSouth Construction Group.

ROOM FINISH SCHEDULE

ROOM NO.	ROOM NAME	FLOOR FINISH	BASE FINISH	WALL MATERIAL	WALL FINISH	CEILING MATERIAL	CEILING TYPE	CEILING FINISH	CEILING HEIGHT	COMMENTS
08	GYM									
09	ELECTRICAL ROOM									
101	CORRIDOR	LVT	6" COVE BASE	5/8" GYP. BD.	PAINT 2	ACT	1	PRE-FIN.	12' - 0"	1,3,6
102	HALLWAY	LVT	6" COVE BASE	5/8" GYP. BD.	PAINT 2	ACT	1	PRE-FIN.	9' - 0"	1,6
103	RECEPTION	LVT	6" COVE BASE	5/8" GYP. BD.	PAINT 2	ACT	1	PRE-FIN.	9' - 0" TO 12' - 0"	2,6
104	OFFICE	CARPET	6" COVE BASE	5/8" GYP. BD.	PAINT 1	ACT	1	PRE-FIN.	9' - 0"	1
105	OFFICE	CARPET	6" COVE BASE	5/8" GYP. BD.	PAINT 1	ACT	1	PRE-FIN.	9' - 0"	1
106	REHEARSAL	LVT	6" COVE BASE	5/8" GYP. BD.	PAINT 1	ACT	1	PRE-FIN.	12' - 0"	1,3,6
107	NURSERY	LVT	6" COVE BASE	5/8" GYP. BD.	PAINT 2	ACT	1	PRE-FIN.	9' - 0"	1,4,6
108	NURSERY	LVT	6" COVE BASE	5/8" GYP. BD.	PAINT 2	ACT	1	PRE-FIN.	9' - 0"	1,4,6
109	TODDLERS	LVT	6" COVE BASE	5/8" GYP. BD.	PAINT 2	ACT	1	PRE-FIN.	9' - 0"	1,4,6
110	TODDLERS	LVT	6" COVE BASE	5/8" GYP. BD.	PAINT 2	ACT	1	PRE-FIN.	9' - 0"	1,4,6
111	CLASSROOM	CARPET	6" COVE BASE	5/8" GYP. BD.	PAINT 1	ACT	1	PRE-FIN.	9' - 0"	1,6
112	CLASSROOM	CARPET	6" COVE BASE	5/8" GYP. BD.	PAINT 1	ACT	1	PRE-FIN.	9' - 0"	1,6
113	CLASSROOM	CARPET	6" COVE BASE	5/8" GYP. BD.	PAINT 1	ACT	1	PRE-FIN.	9' - 0"	1,6
114	CLASSROOM	CARPET	6" COVE BASE	5/8" GYP. BD.	PAINT 1	ACT	1	PRE-FIN.	9' - 0"	1,6
115	CLASSROOM	CARPET	6" COVE BASE	5/8" GYP. BD.	PAINT 1	ACT	1	PRE-FIN.	9' - 0"	1,6
116	CLASSROOM	CARPET	6" COVE BASE	5/8" GYP. BD.	PAINT 1	ACT	1	PRE-FIN.	9' - 0"	1,6
117	SPECIAL NEEDS	CARPET	6" COVE BASE	5/8" GYP. BD.	PAINT 1	ACT	1	PRE-FIN.	9' - 0"	1,6
118	STORAGE	CARPET	6" COVE BASE	5/8" GYP. BD.	PAINT 3	ACT	1	PRE-FIN.	9' - 0"	
119	STORAGE	LVT	6" COVE BASE	5/8" GYP. BD.	PAINT 3	5/8" GYP. BD.	2	PAINTED	9' - 0"	
120	A/V	CARPET	6" COVE BASE	5/8" GYP. BD.	PAINT 1	ACT	1	PRE-FIN.	9' - 0"	4
121	GATHERING ROOM	CARPET	6" COVE BASE	5/8" GYP. BD.	PAINT 2	ACT	1	PRE-FIN.	14' - 0"	1,2,5,6,7 - 12' CLG. HEIGHT AT CIRCULAR SOFFIT
122	BATH	TILE	TILE	5/8" M.R. GYP. BD.	PAINT 3	5/8" M.R. GYP. BD.	2	PAINTED	9' - 0"	4,6
123	BOYS	TILE	TILE	5/8" M.R. GYP. BD.	PAINT 3	5/8" M.R. GYP. BD.	2	PAINTED	9' - 0"	1,4 - ALL WALL HEIGHT: 6.
124	GIRLS	TILE	TILE	5/8" M.R. GYP. BD.	PAINT 3	5/8" M.R. GYP. BD.	2	PAINTED	9' - 0"	1,4 - ALL WALL HEIGHT: 6.
125	JANITOR	TILE	TILE	5/8" M.R. GYP. BD.	PAINT 3	5/8" M.R. GYP. BD.	2	PAINTED	9' - 0"	4
126	VESTIBULE	LVT	6" COVE BASE	5/8" GYP. BD.	PAINT 2	ACT	1	PRE-FIN.	9' - 0"	
127	ADULT CLASSROOM	CARPET	6" COVE BASE	5/8" GYP. BD.	PAINT 1	ACT	1	PRE-FIN.	9' - 0"	NEW STL. STUD WALL CONST 1. TO SUBDIVIDE EXIST SPACE
128	ADULT CLASSROOM	CARPET	6" COVE BASE	5/8" GYP. BD.	PAINT 1	ACT	1	PRE-FIN.	9' - 0"	NEW STL. STUD WALL 1. CONST TO DIVIDE EXIST. SPACE
129	VESTIBULE	CARPET	6" COVE BASE	5/8" GYP. BD.	PAINT 1	ACT	1	PRE-FIN.	9' - 6"	NEW 4" STL. STUD WALL CONST TO DIVIDE EXIST. SPACE 1.
130	CONSELING	CARPET	6" COVE BASE	5/8" GYP. BD.	PAINT 1	ACT	1	PRE-FIN.	9' - 6"	NEW 4" STL. STUD WALL CONST TO DIVIDE EXIST. SPACE 1.
131	CONSELING	CARPET	6" COVE BASE	5/8" GYP. BD.	PAINT 1	ACT	1	PRE-FIN.	9' - 6"	NEW 4" STL. STUD WALL CONST TO DIVIDE EXIST. SPACE 1.
132	PRAYER	CARPET	6" COVE BASE	5/8" GYP. BD.	PAINT 1	ACT	1	PRE-FIN.	9' - 6"	NEW 4" STL. STUD WALL CONST TO DIVIDE EXIST. SPACE 1.
133	STG	CARPET	6" COVE BASE	5/8" GYP. BD.	PAINT 2	5/8" GYP. BD.	2	PAINTED	9' - 0"	NEW 6" STL. STUD WALL CONST TO EXPAND EXIST. SPACE
134	TOILET ROOM	EXISTING	EXISTING	EXISTING	EXISTING	EXISTING	EXISTING	EXISTING		
135	CORRIDOR	CARPET	6" COVE BASE	5/8" GYP. BD.	PAINT 1	ACT	1	PRE-FIN.	9' - 0"	1
136	PASTOR STUDY	CARPET	6" COVE BASE	5/8" GYP. BD.	PAINT 1	ACT	1	PRE-FIN.	9' - 0"	1
137	YOUTH OFFICE	CARPET	6" COVE BASE	5/8" GYP. BD.	PAINT 1	ACT	1	PRE-FIN.	9' - 0"	1
138	YOUTH BREAK OUT ROOM	CARPET	6" COVE BASE	5/8" GYP. BD.	PAINT 1	ACT	1	PRE-FIN.	9' - 0"	1,6
139	YOUTH BREAK OUT ROOM	CARPET	6" COVE BASE	5/8" GYP. BD.	PAINT 1	ACT	1	PRE-FIN.	9' - 0"	1,6
140	STG	LVT	6" COVE BASE	5/8" GYP. BD.	PAINT 3	5/8" GYP. BD.	2	PAINTED	9' - 0"	NEW 4" STL. STUD WALL CONST TO SUB-DIVIDE EXIST. SPACE
141	OFFICE	CARPET	6" COVE BASE	5/8" GYP. BD.	PAINT 1	ACT	1	PRE-FIN.	9' - 0"	NEW 4" STL. STUD WALL CONST TO SUB-DIVIDE EXIST. SPACE 1.
142	OFFICE	CARPET	6" COVE BASE	5/8" GYP. BD.	PAINT 1	ACT	1	PRE-FIN.	9' - 0"	NEW 4" STL. STUD WALL CONST TO SUB-DIVIDE EXIST. SPACE 1.
143	OFFICE	CARPET	6" COVE BASE	5/8" GYP. BD.	PAINT 1	ACT	1	PRE-FIN.	9' - 0"	NEW 4" STL. STUD WALL CONST TO SUB-DIVIDE EXIST. SPACE 1.
144	RECEPTION	CARPET	6" COVE BASE	5/8" GYP. BD.	PAINT 1	ACT	1	PRE-FIN.	12' - 0"	NEW 4" STL. STUD WALL CONST TO SUB-DIVIDE EXIST. SPACE 1.

REMARKS

- 2" WIDE UNFACED 6" FGLASS BATT INSULATION LAID ABOVE PERIMETER OF CEILING AT THIS SPACE, W/ UNFACED FGLASS BATT SOUND INSULATION INSTALLED IN NEW STL. STUD WALL CONSTRUCTION.
- DROPPED CEILING AND WALL FASCIA CONSTRUCTION IN THIS SPACE. SEE ALSO REFLECTED CEILING PLAN AND WALL TYPES DETAILS.
- 5/8" TYPE X GYP. BD. 1 HR. RATED WALL CONSTRUCTION TO BOTTOM OF ROOF DECK ABOVE. SEE ALSO LIFE SAFETY PLAN AND FLOOR PLAN.
- SEE ALSO INTERIOR ELEVATIONS FOR CASEWORK AND / OR TOILET ROOM ACCESSORIES AND FIXTURES IN THIS SPACE.
- SEE ALSO DETAILS ON RAISED PLATFORM AND STEPS CONSTRUCTION IN THIS SPACE.
- 5/8" IMPACT RESISTANT GYP. BD. TO 4' - 0" AFF IN THIS SPACE.
- SEE PLAN DETAIL FOR LAYOUT OF CARPET BAND #2 AT PERIMETER OF THIS SPACE WITH CARPET #1 AT INTERIOR.

CEILING TYPES:

- #1 SUSPENDED CLG. SUPPORT GRID WITH 2X2' CLG. TILE.
- #2 5/8" SMOOTH-FINISHED 5/8" GYP. BD. WITH FLAT WHITE PAINT, SUPPORTED BY STL. STUD CLG. JOISTS AT 2' O.C.

PAINTED WALL FINISHES

1. EGG SHELL LATEX
2. SATIN LATEX
3. SEMI-GLOSS LATEX



Design - Build Contractor

230 West 5th Street
Panama City, FL 32401
(850) 215-5540


**LYNN HAVEN METHODIST
CHURCH INTERIOR RENOVATIONS
- PHASE 1**

3203 MINNESOTA AVE. LYNN HAVEN, FL 32444

REVISION

#	DESCRIPTION	DATE

John L. Bozarth
Architect of Record
FL. AR 0006581
2017 Discovery Loop
Panama City, FL 32405
(850) 814-3394
bozarjl@gmail.com

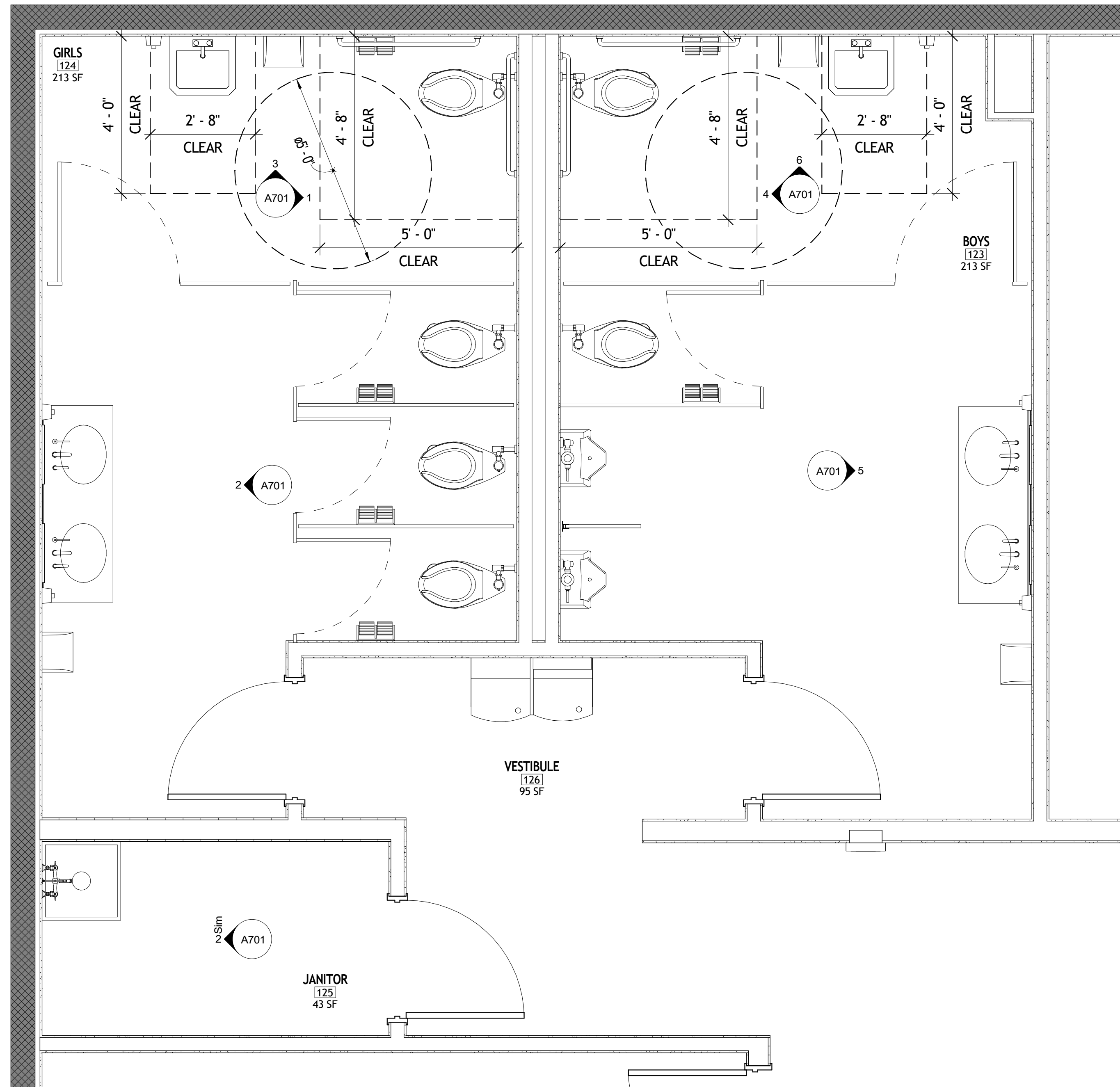


Drawn By:
A. Reeves

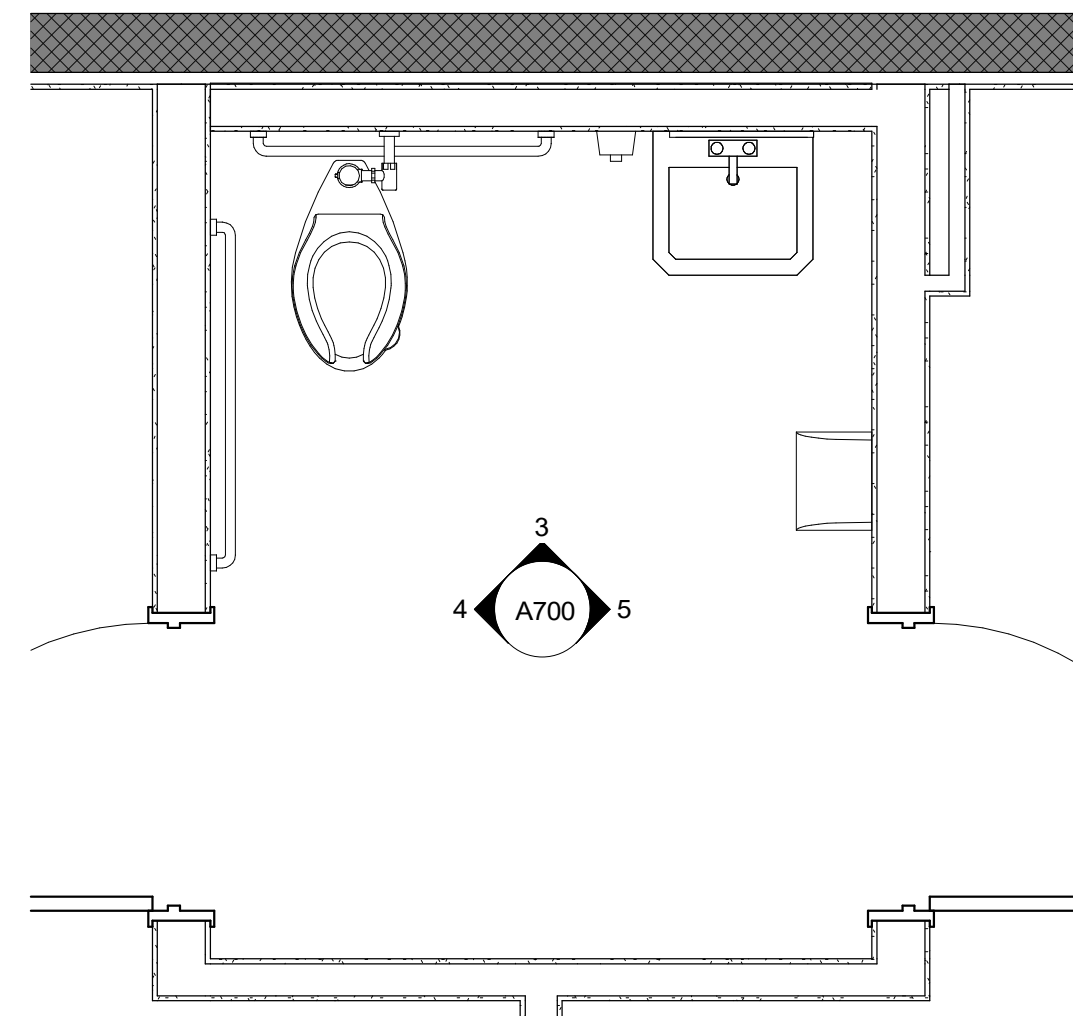
**ROOM FINISH
SCHEDULE**

A604

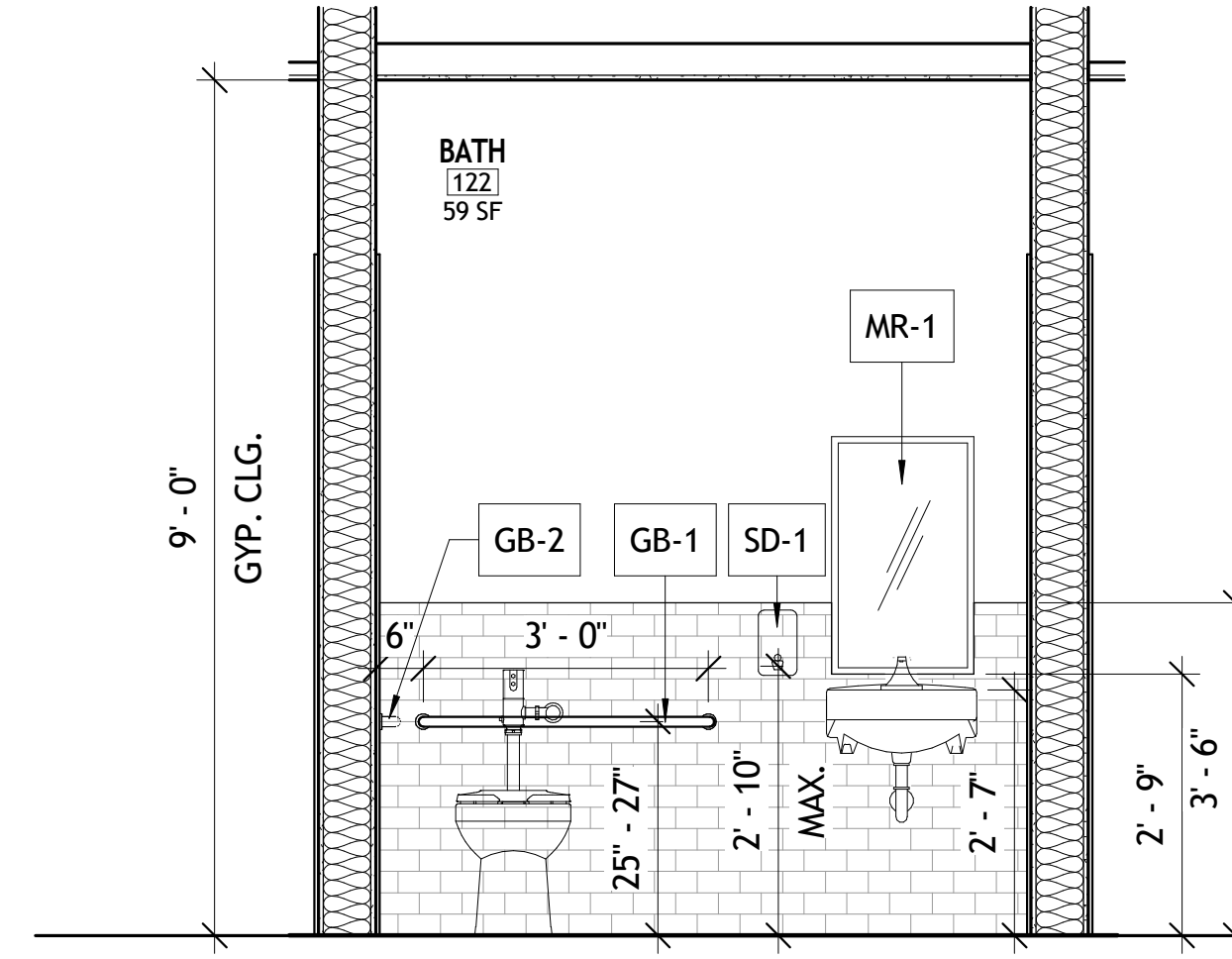
No Part Of These Documents May Be Reproduced, Stored In a Retrieval System, OR Transmitted In Any Form Or By Any Means, Electronic, Mechanical, Photocopying, Recording, Or Otherwise, Without The Prior Written Permission Of ReliantSouth Construction Group.



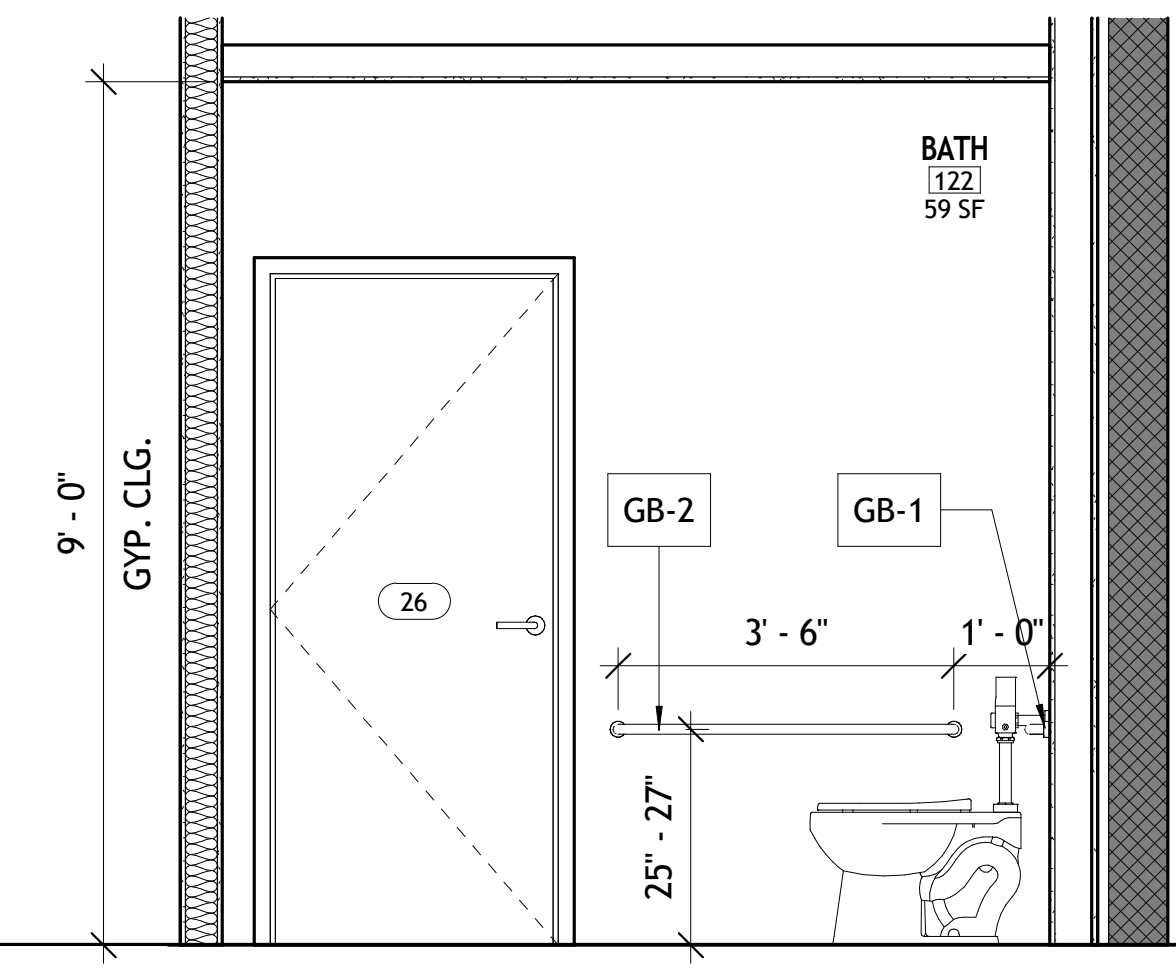
1 ENLARGED BATHROOM PLAN
 1/2" = 1'-0"



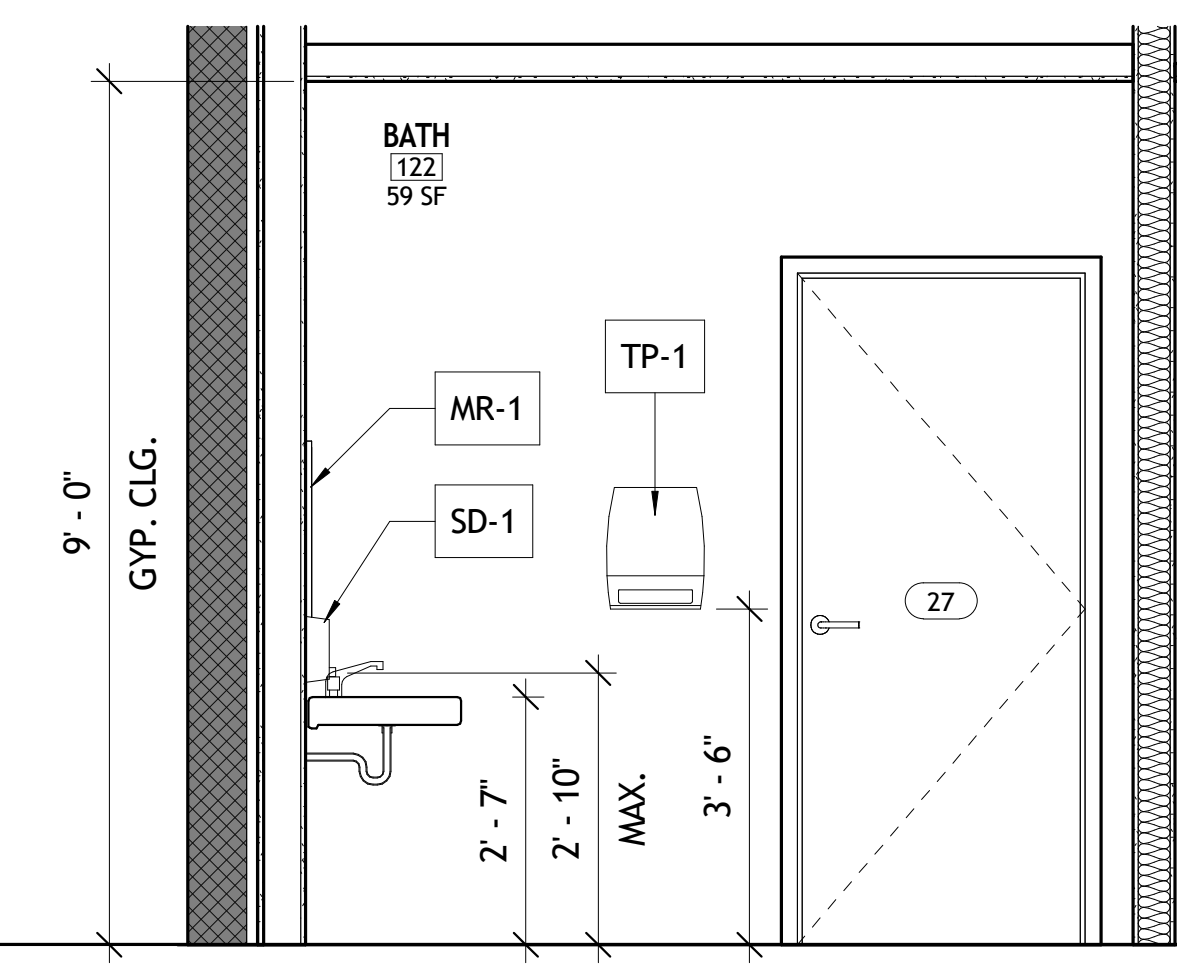
2 ENLARGED TODDLER BATH FLOOR PLAN
 1/2" = 1'-0"



3 TODDLER 122 - WEST ELEVATION
 1/2" = 1'-0"



4 TODDLER 122 - SOUTH ELEVATION
 1/2" = 1'-0"



5 TODDLER 122 - NORTH ELEVATION
 1/2" = 1'-0"

TOILET ACCESORIES SCHEDULE				
MARK	DESCRIPTION	MANUF.	MODEL NO.	REMARKS
MR-1	MIRROR	BOBRICK		18" x 36"
MR-2	MIRROR	BOBRICK		24" x 36"
GB-1	GRAB BAR	BOBRICK	B-6806x 36	36"
GB-2	GRAB BAR	BOBRICK	B-6806x 42	42"
TP-1	TOILET PAPER			
PT-1	PAPER TOWEL			
SD-1	SOAP DISPENSER			
MS-1	MOP SHELF			
MH-1	MOP HOLDER			




Design - Build Contractor

230 West 5th Street
 Panama City, FL 32401
 (850) 215-5540

**LYNN HAVEN METHODIST
 CHURCH INTERIOR RENOVATIONS
 - PHASE 1**
 3203 MINNESOTA AVE. LYNN HAVEN, FL 32444

REVISION		
#	DESCRIPTION	DATE

John L. Bozarth
 Architect of Record
 FL. AR 0006581
 2017 Discovery Loop
 Panama City, FL 32405
 (850) 814-3394
 bozarjl@gmail.com



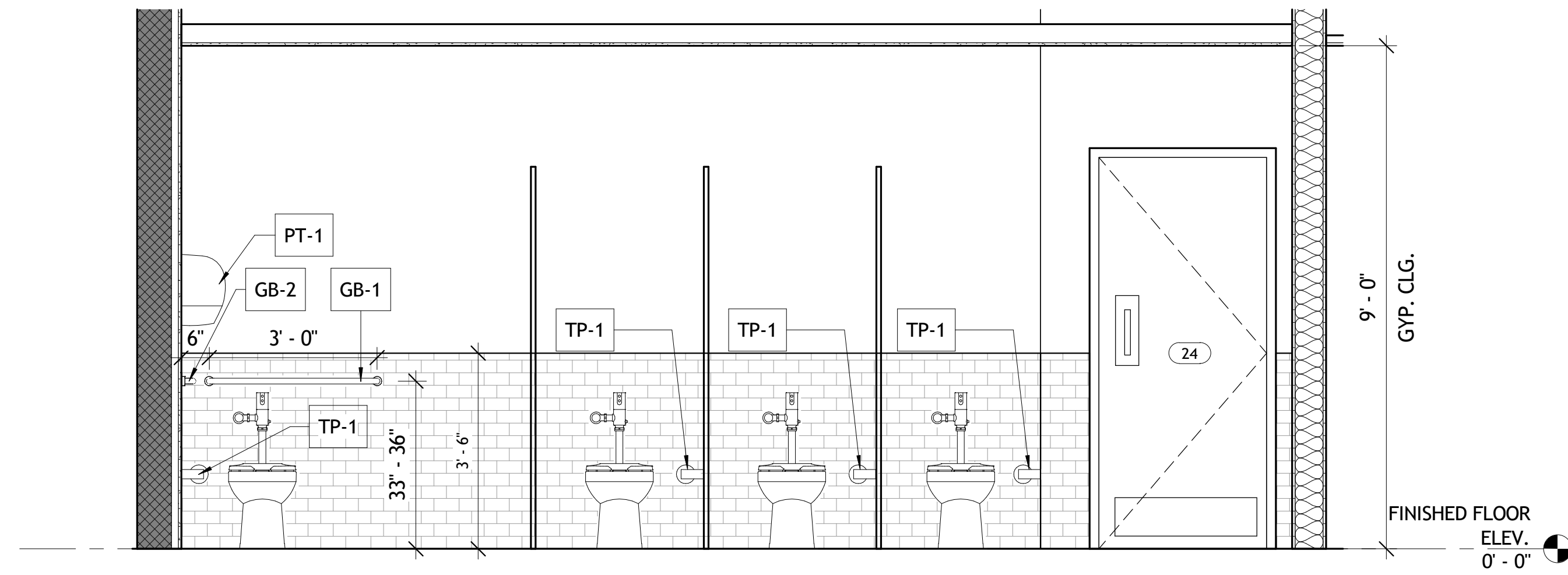
Drawn By:
 A. Reeves

ENLARGED PLANS AND
 INTERIOR ELEVATIONS

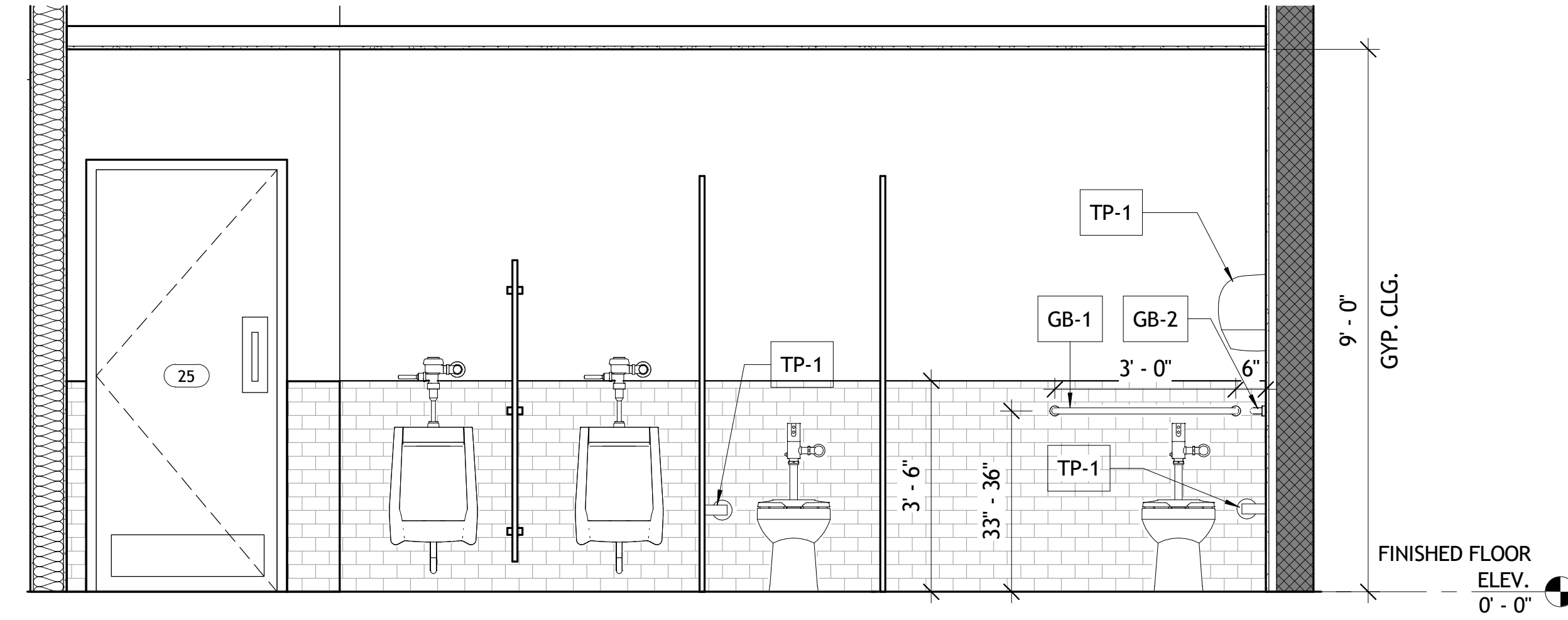
A700

4/1/2025 11:49:31 AM

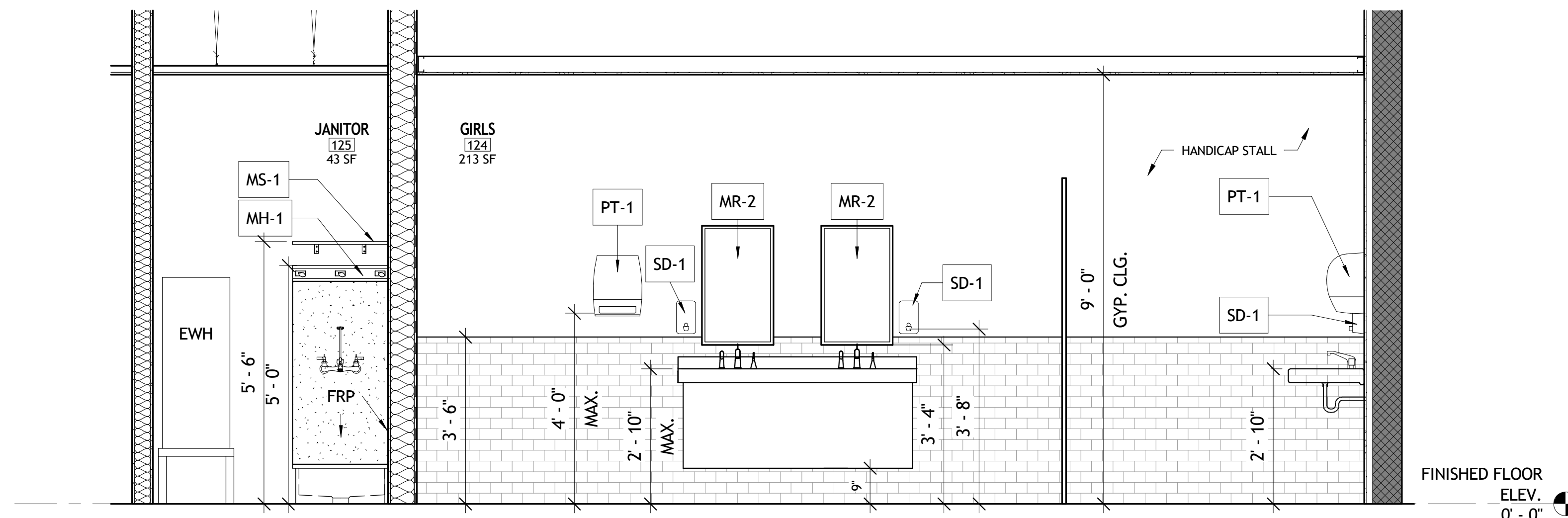
No Part Of These Documents May Be Reproduced, Stored In a Retrieval System, OR Transmitted In Any Form Or By Any Means, Electronic, Mechanical, Photocopying, Recording, Or Otherwise, Without The Prior Written Permission Of: ReliantSouth Construction Group.



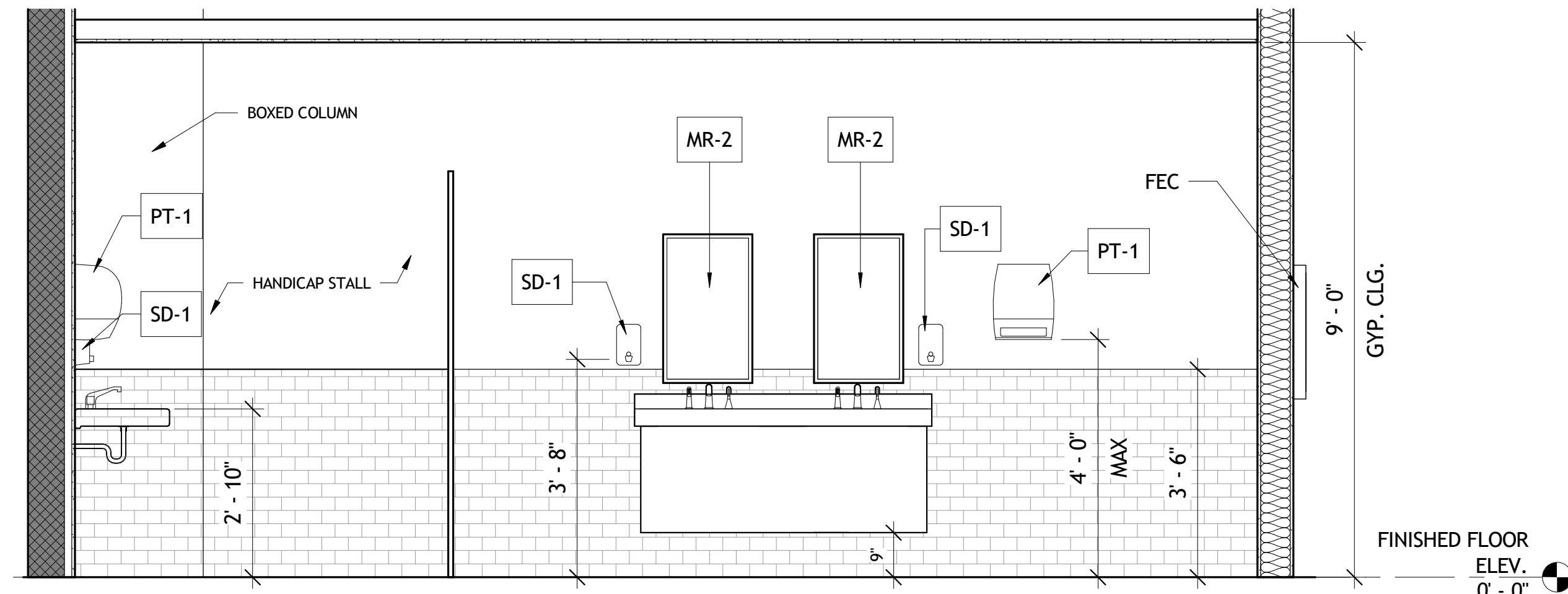
1 GIRLS 124 - NORTH ELEVATION
 1/2" = 1'-0"



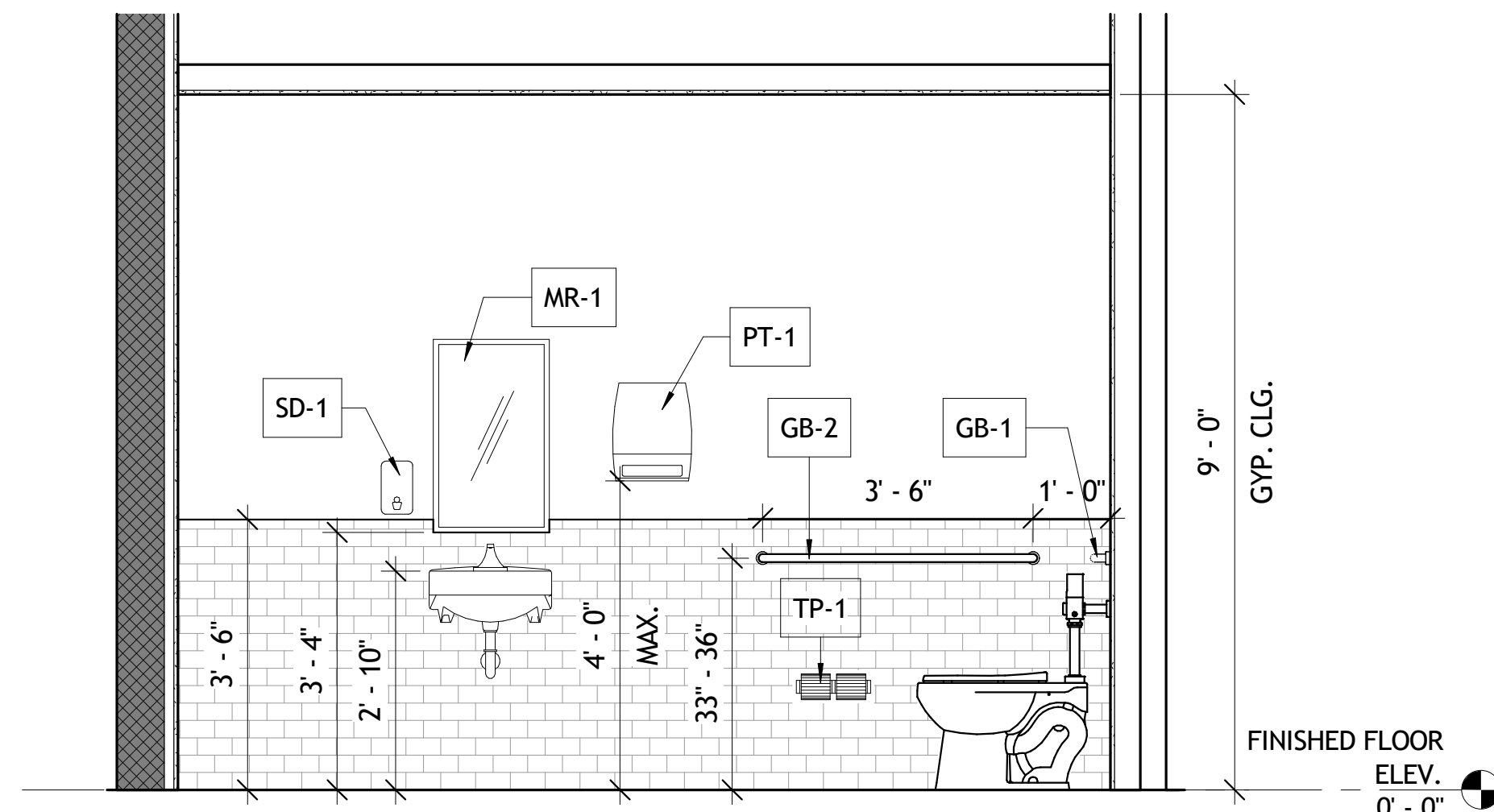
4 BOYS 123 - SOUTH ELEVATION
 1/2" = 1'-0"



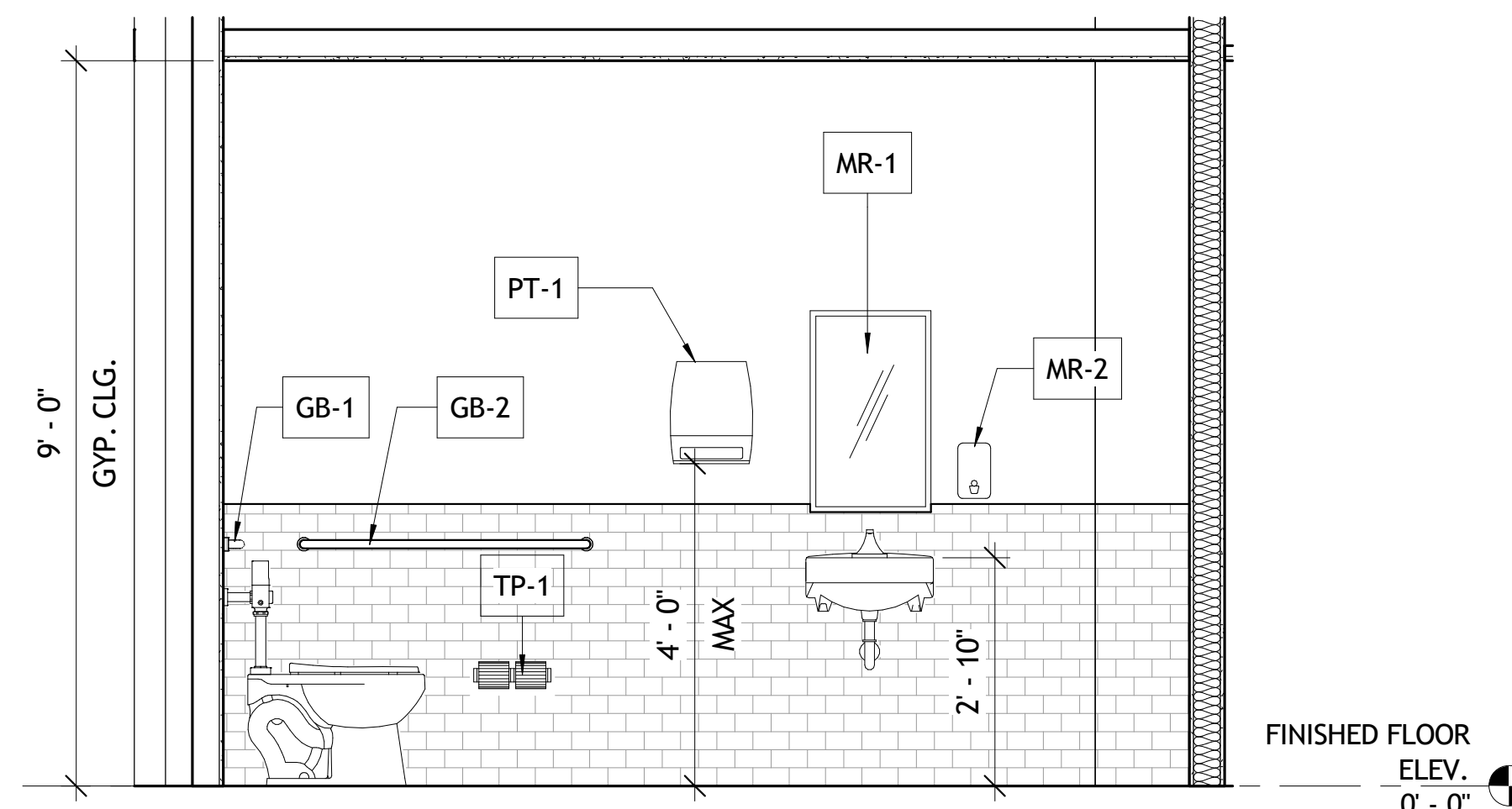
2 GIRLS 124 - SOUTH ELEVATION
 1/2" = 1'-0"



5 BOYS 123 - NORTH ELEVATION
 1/2" = 1'-0"



3 GIRLS 124 - WEST ELEVATION
 1/2" = 1'-0"



6 BOYS 123 - WEST ELEVATION
 1/2" = 1'-0"



Design - Build Contractor


230 West 5th Street
 Panama City, FL 32401
 (850) 215-5540

**LYNN HAVEN METHODIST
 CHURCH INTERIOR RENOVATIONS
 - PHASE 1**

3203 MINNESOTA AVE. LYNN HAVEN, FL 32444

REVISION		
#	DESCRIPTION	DATE

John L. Bozarth
 Architect of Record
 FL. AR 0006581
 2017 Discovery Loop
 Panama City, FL 32405
 (850) 814-3394
 bozarjl@gmail.com



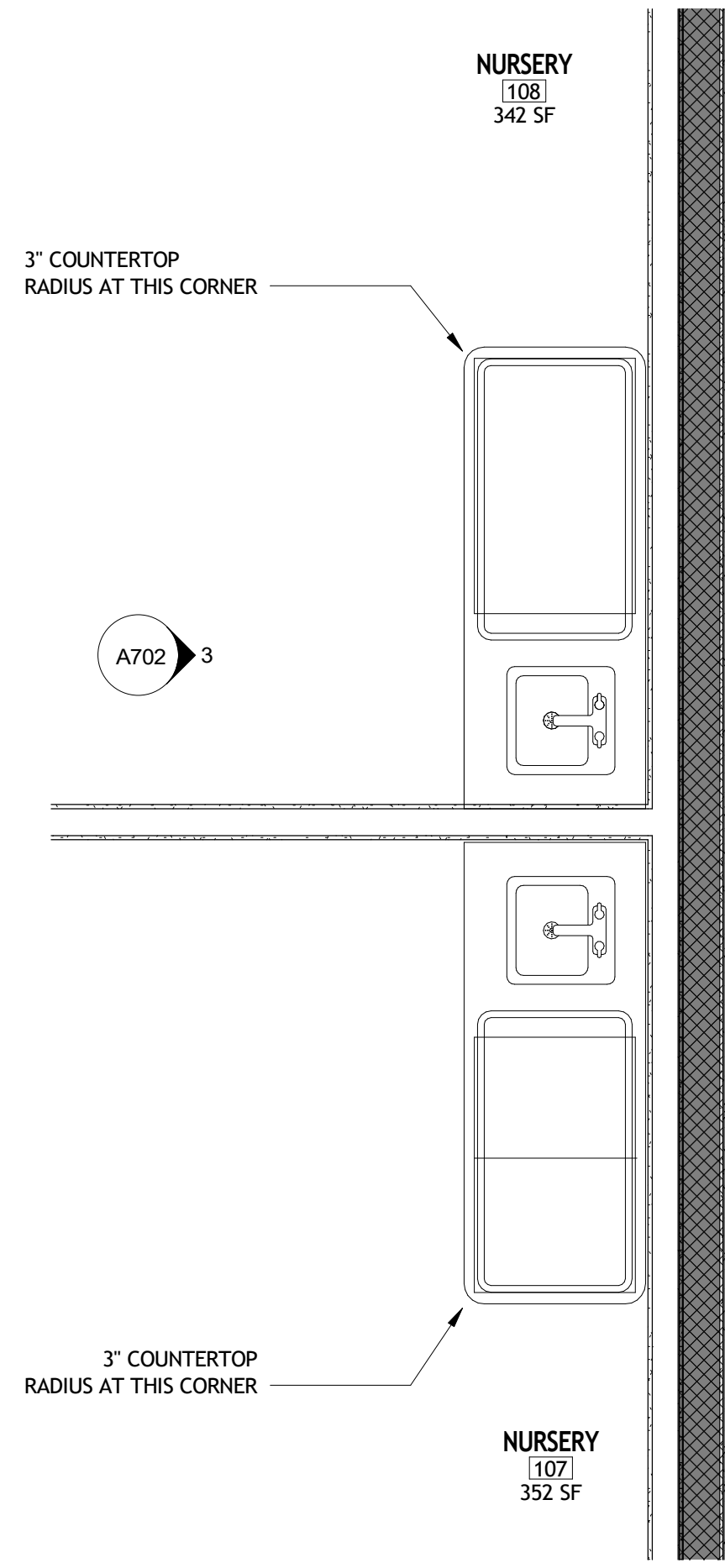
Drawn By:
 A. Reeves

INTERIOR ELEVATIONS

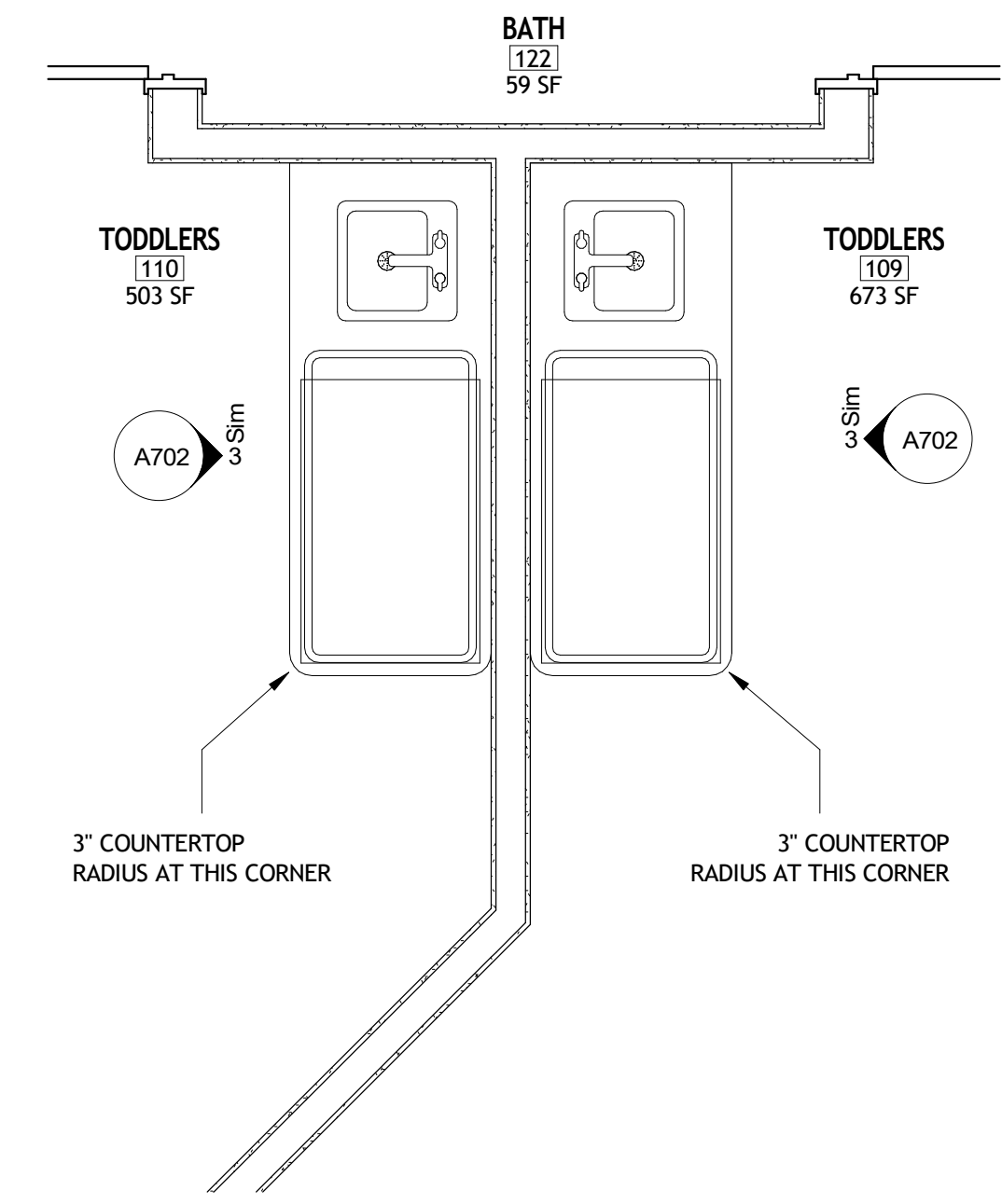
A701

4/1/2025 11:49:31 AM

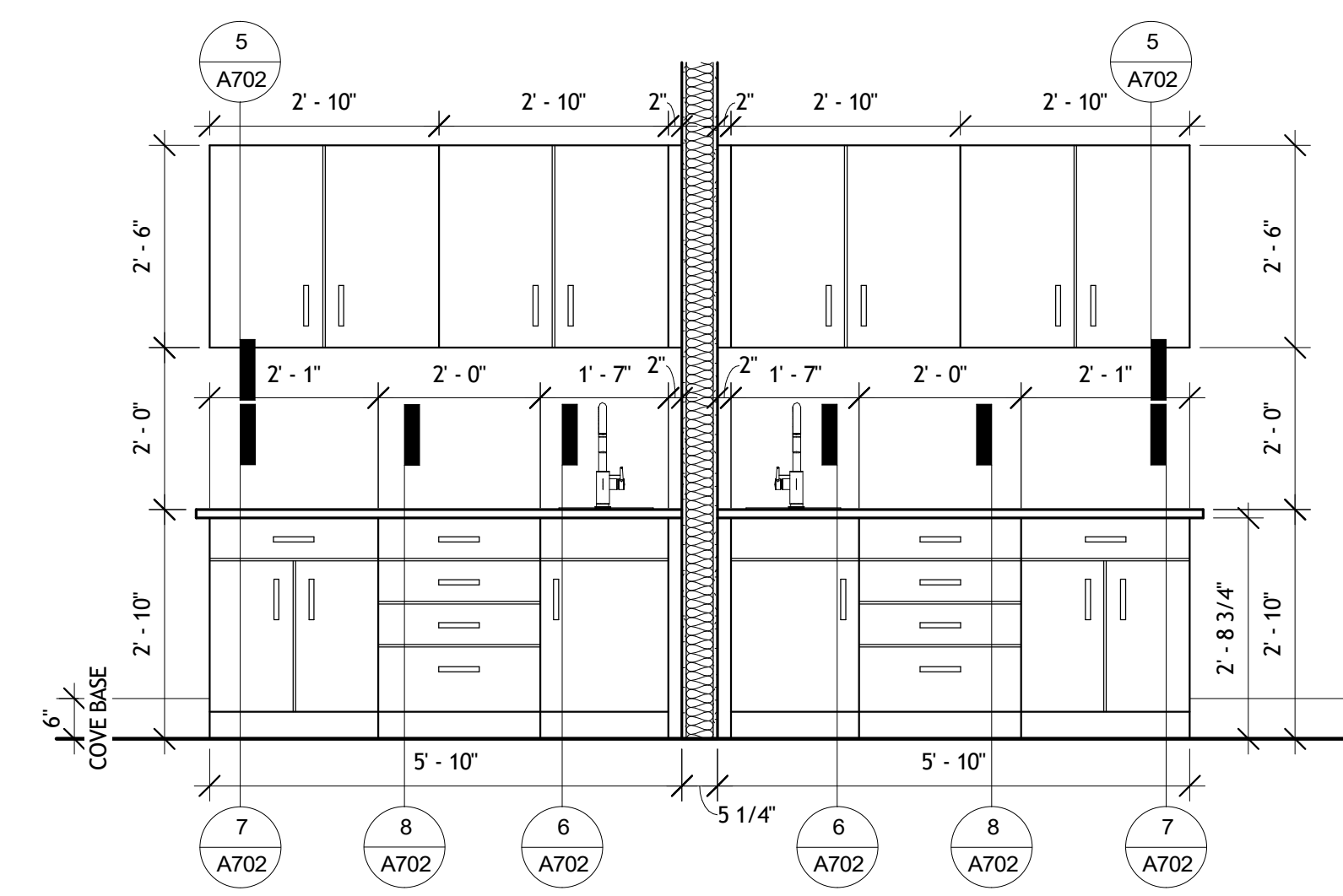
No Part Of These Documents May Be Reproduced, Stored In a Retrieval System, OR Transmitted In Any Form Or By Any Means, Electronic, Mechanical, Photocopying, Recording, Or Otherwise, Without The Prior Written Permission Of: ReliantSouth Construction Group.



1 CASEWORK @ NURSERY
A702 1/2" = 1'-0"



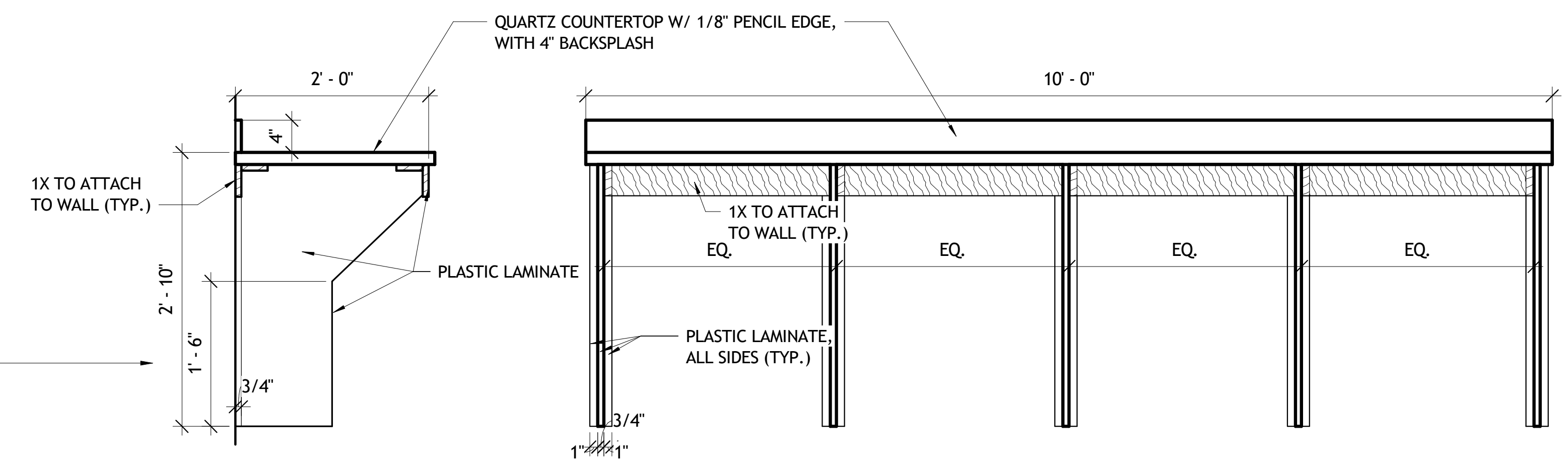
2 CASEWORK @ TODDLER
A702 1/2" = 1'-0"



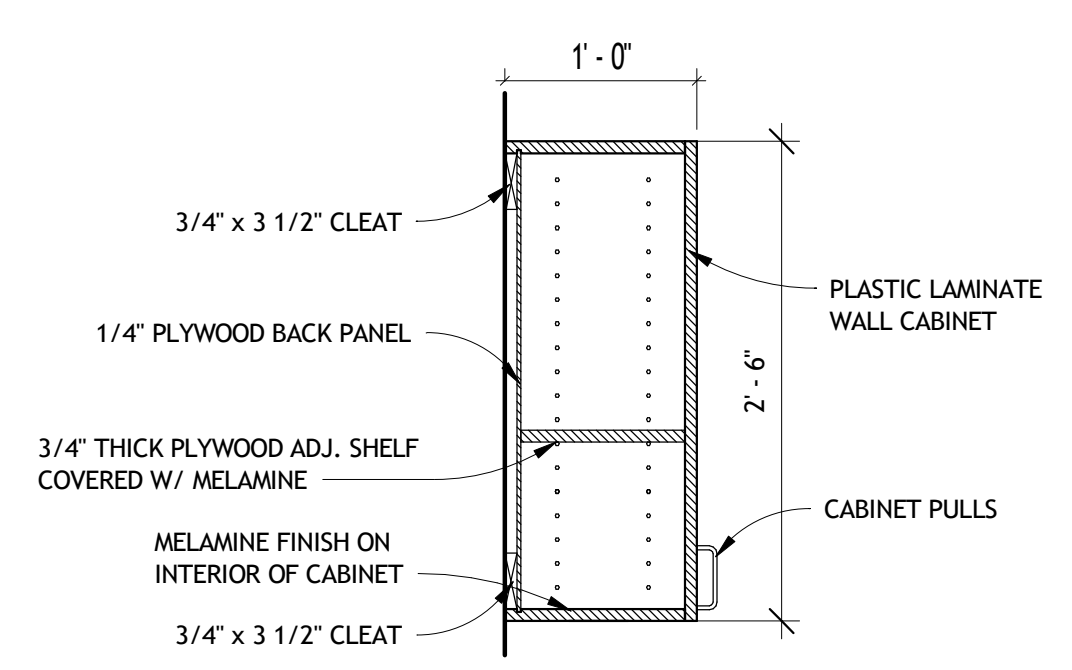
3 CASE ELEVATION @ NURSERY
A702 1/2" = 1'-0"



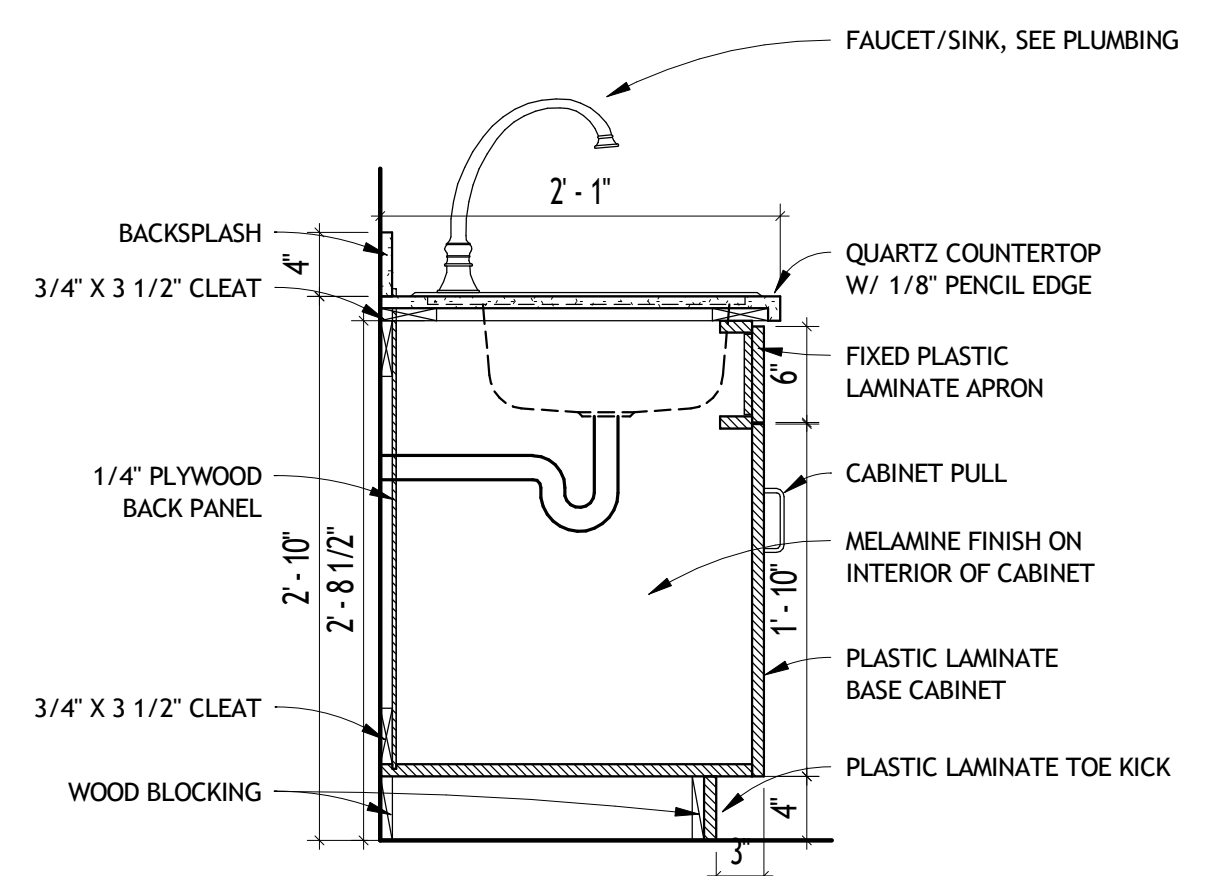
BASIS OF DESIGN



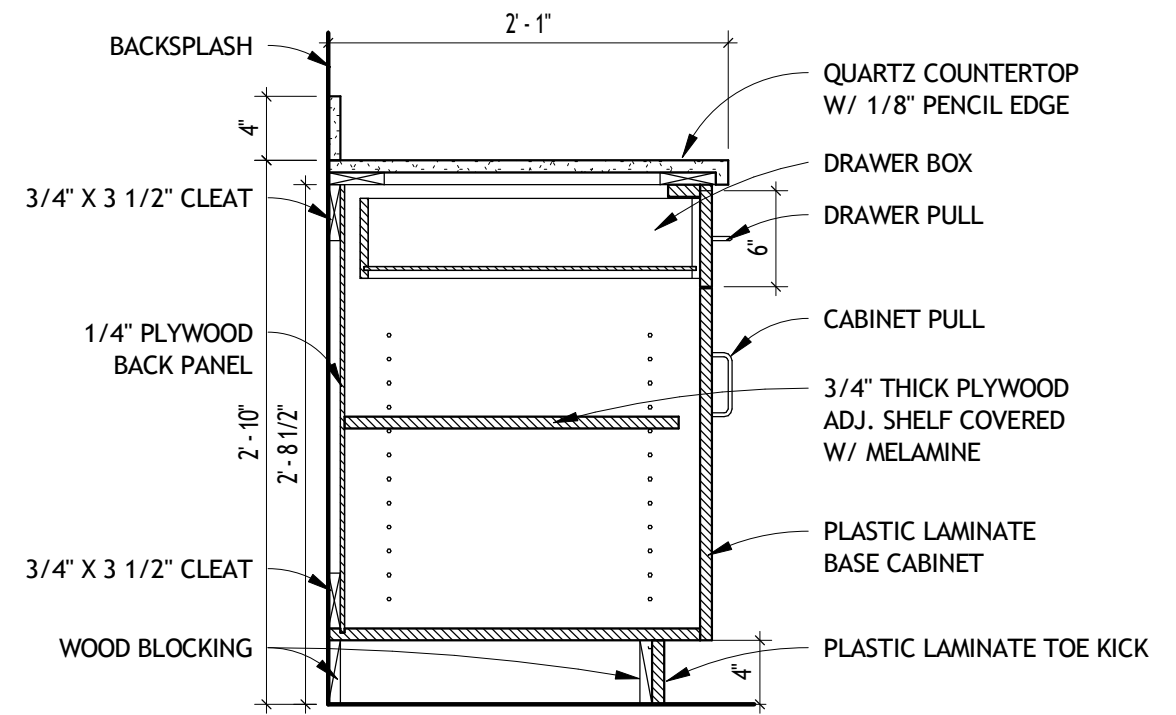
4 CHECK-IN CASEWORK
A702 1" = 1'-0"



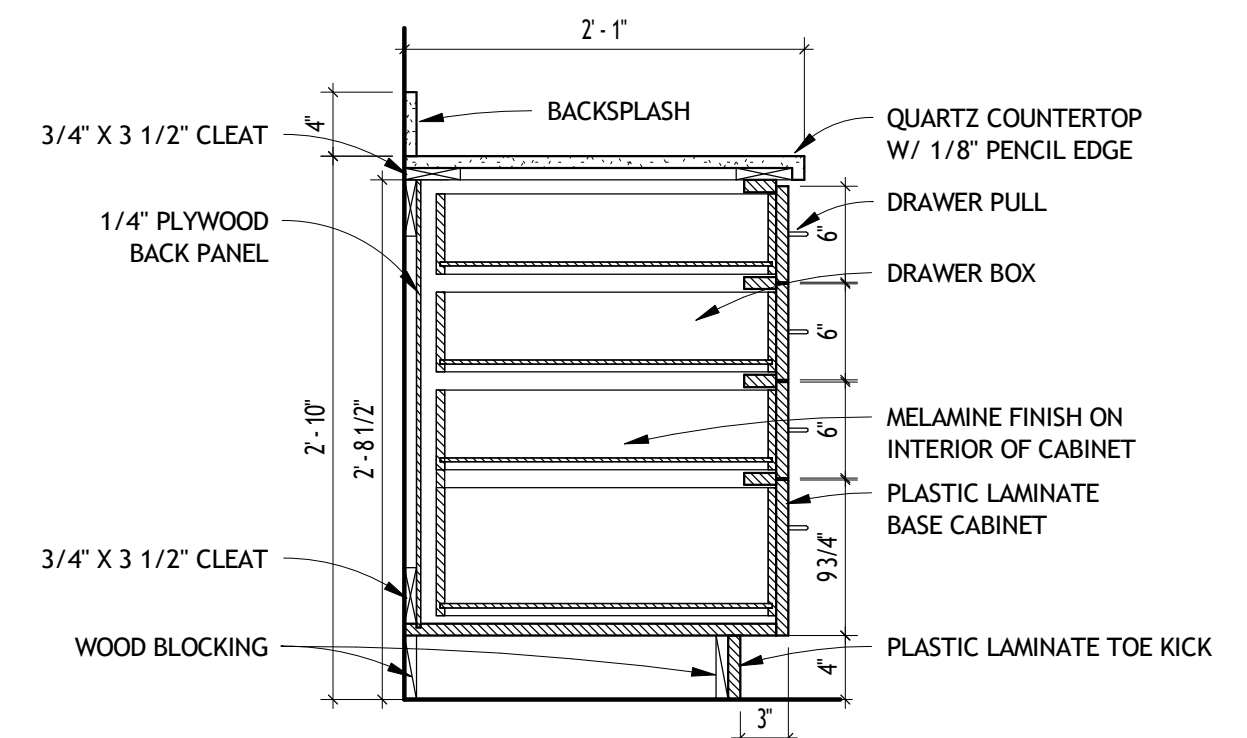
5 WALL CABINET
A702 1" = 1'-0"



6 SINK CABINET AT NURSERY/TODDLER DETAIL
A702 1" = 1'-0"



7 BASE CABINET DETAIL
A702 1" = 1'-0"



8 DRAWER BASE DETAIL
A702 1" = 1'-0"



Design - Build Contractor


230 West 5th Street
Panama City, FL 32401
(850) 215-5540

**LYNN HAVEN METHODIST
CHURCH INTERIOR RENOVATIONS
- PHASE 1**

3203 MINNESOTA AVE. LYNN HAVEN, FL 32444

REVISION		
#	DESCRIPTION	DATE

John L. Bozarth
Architect of Record
FL. AR 0006581
2017 Discovery Loop
Panama City, FL 32405
(850) 814-3394
bozarlj@gmail.com



Drawn By:
A. Reeves

CASEWORK DETAILS

A702

4/1/2025 11:49:32 AM

No Part Of These Documents May Be Reproduced, Stored In a Retrieval System, OR Transmitted In Any Form Or By Any Means, Electronic, Mechanical, Photocopying, Recording, Or Otherwise, Without The Prior Written Permission Of: ReliantSouth Construction Group.